



US00D436829S

(12) **United States Design Patent**
Benktzon et al.

(10) **Patent No.:** **US D436,829 S**

(45) **Date of Patent:** **** Jan. 30, 2001**

(54) **TOOL HANDLE**

(75) Inventors: **Maria Benktzon**, Sollentuna;
Sven-Eric Juhlin, Stockholm, both of
(SE)

(73) Assignee: **Isaberg Rapid AB**, Hestra (SE)

(**) Term: **14 Years**

(21) Appl. No.: **29/113,680**

(22) Filed: **Nov. 10, 1999**

(30) **Foreign Application Priority Data**

Sep. 10, 1999 (GB) 2 086 572

(51) **LOC (7) Cl.** **08-05**

(52) **U.S. Cl.** **D8/107**

(58) **Field of Search** D8/49, 50, 51,
D8/60, 107, 300, 303, DIG. 7, DIG. 8;
227/127, 128, 132, 134, 156; 482/49, 126;
D7/393, 395, 649, 664, 642; 16/110.1,
111.1, 421, 422, 430, 431, DIG. 12, DIG. 18,
DIG. 19

(56) **References Cited**

U.S. PATENT DOCUMENTS

D. 337,505 * 7/1993 Ming-Chang D8/303

D. 394,592 * 5/1998 Brunsdon et al. D8/50
D. 406,996 * 3/1999 Matthes D8/50
D. 429,990 * 8/2000 Kunkler D8/303
5,511,716 * 4/1996 Marks 227/132
5,525,889 * 6/1996 Chan et al. D8/61

* cited by examiner

Primary Examiner—Alan P. Douglas

Assistant Examiner—Reid Hecker

(74) *Attorney, Agent, or Firm*—Vorys, Sater, Seymour and
Pease LLP

(57) **CLAIM**

The ornamental design for a tool handle, as shown.

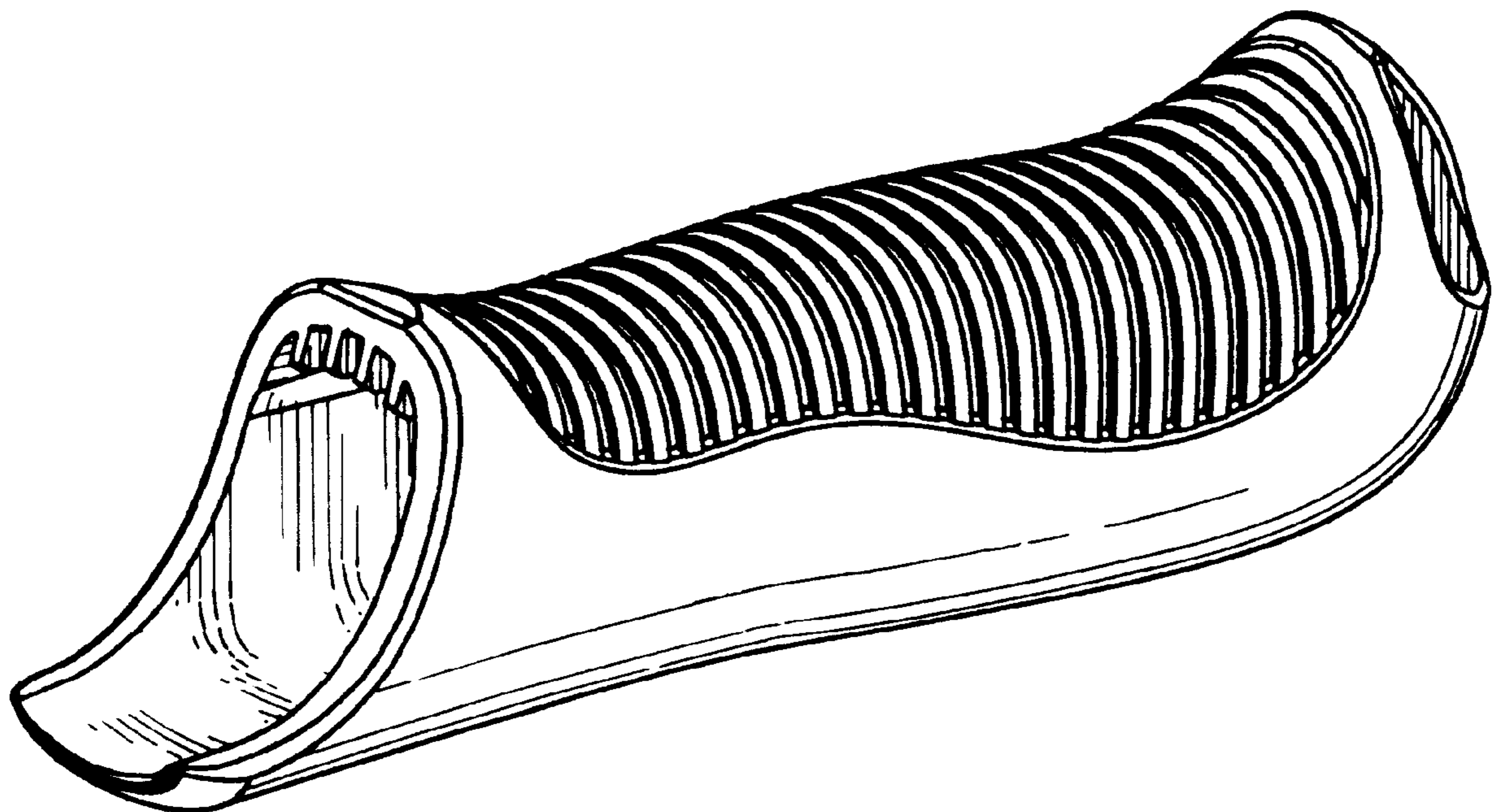
DESCRIPTION

FIG. 1 is a perspective view of the top side, the left side and
the rear side of the tool handle according to the invention;

FIG. 2 is a perspective view of the underside, the right side
and the front of the tool handle; and,

FIG. 3 shows the tool handle from the right.

1 Claim, 2 Drawing Sheets



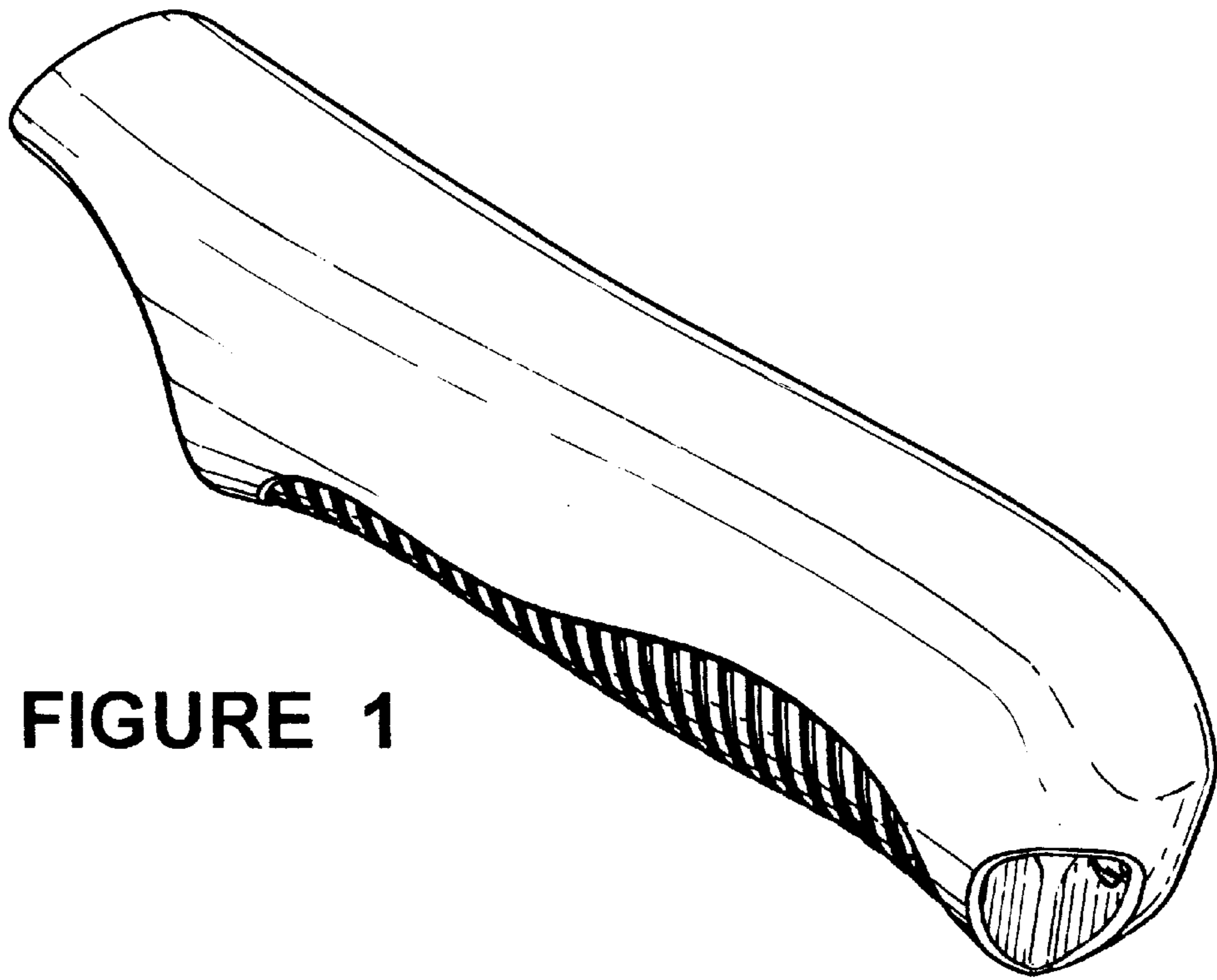


FIGURE 1

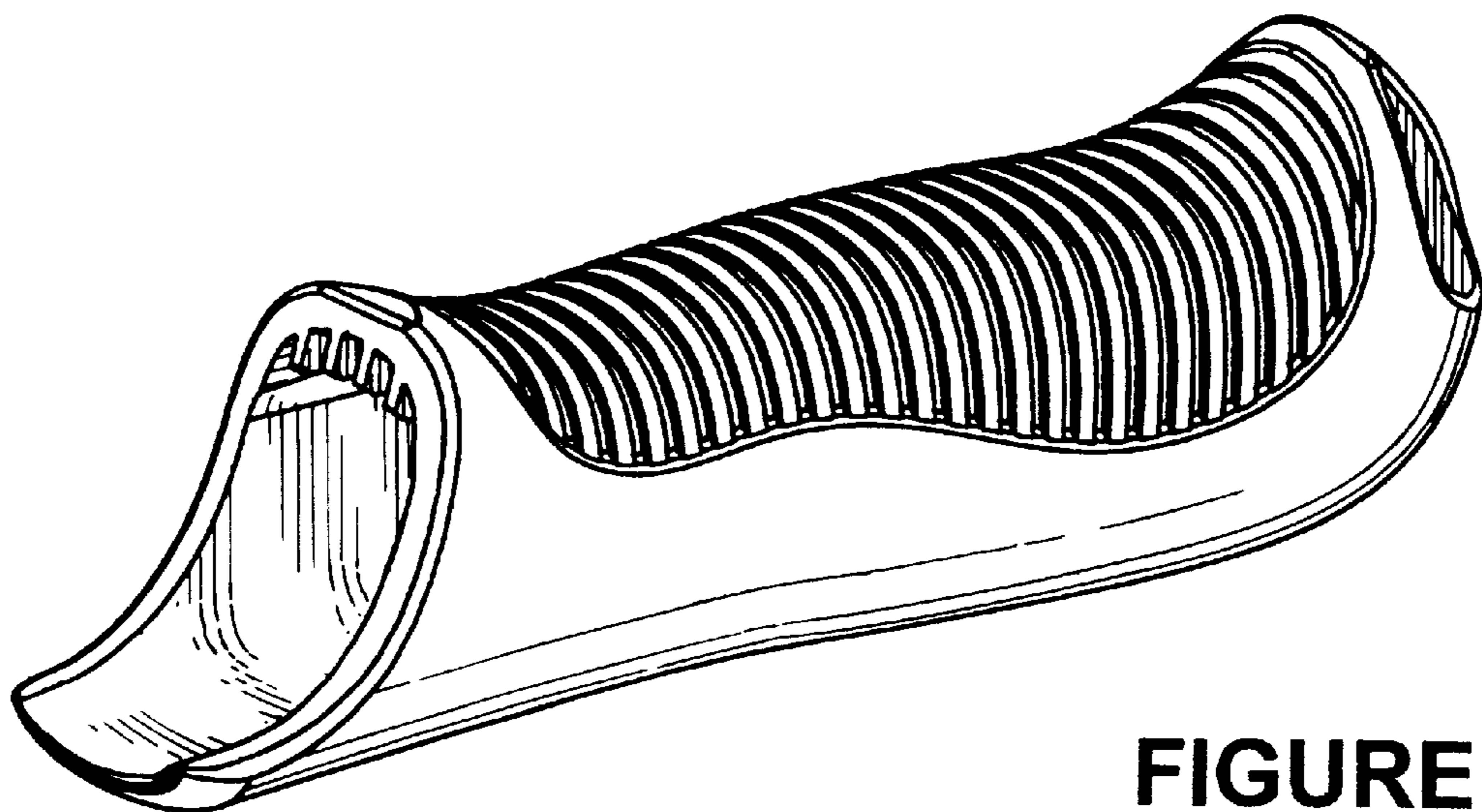


FIGURE 2

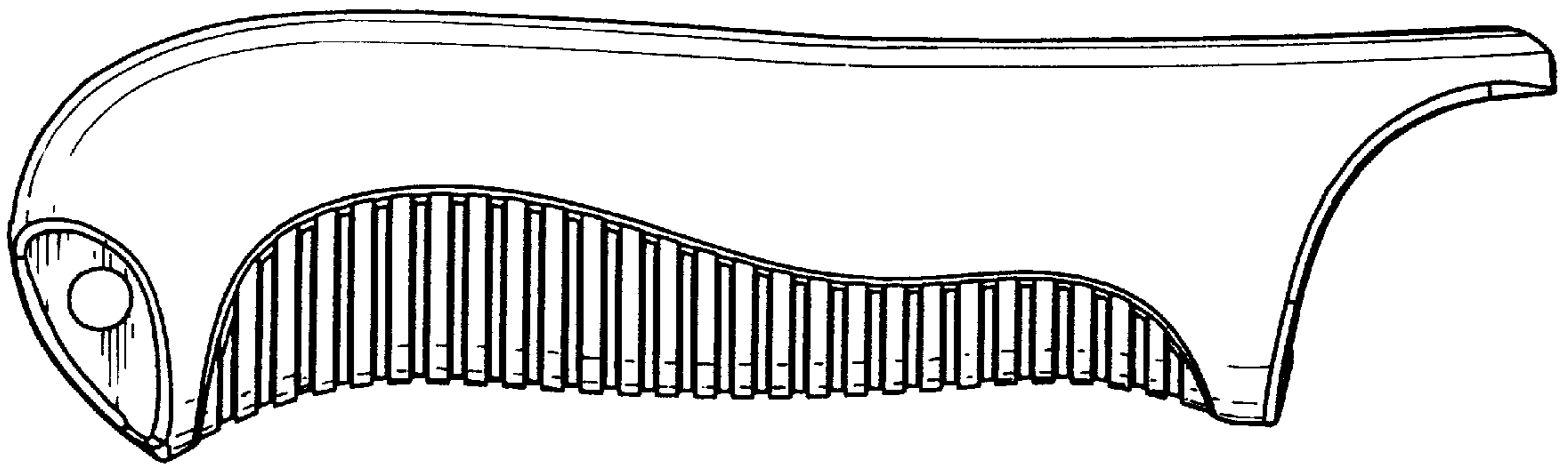


FIGURE 3