



US00D436827S

(12) **United States Design Patent**  
**Chou**

(10) **Patent No.:** **US D436,827 S**

(45) **Date of Patent:** **\*\* Jan. 30, 2001**

(54) **GRIP**

(75) Inventor: **Hung Jen Chou, Hsin Tien (TW)**

(73) Assignee: **Collins Co., Ltd., Taipei (TW)**

(\*\*) Term: **14 Years**

(21) Appl. No.: **29/109,184**

(22) Filed: **Aug. 12, 1999**

(51) **LOC (7) Cl.** ..... **08-05**

(52) **U.S. Cl.** ..... **D8/107**

(58) **Field of Search** ..... D8/107, 300, 303,  
D8/10, DIG. 7, DIG. 8; D7/393, 395, 642,  
649, 664, 693; 16/110.1, 111.1, 406, 421,  
422, 430, 431, DIG. 12

(56) **References Cited**

**U.S. PATENT DOCUMENTS**

- D. 47,672 \* 8/1915 Schweinert ..... D8/DIG. 8
- D. 182,850 \* 5/1958 Reymann ..... D8/DIG. 8
- D. 295,013 \* 4/1988 Vosbikian ..... D8/107

- D. 305,496 \* 1/1990 Jaspersen ..... D8/10
- D. 330,321 \* 10/1992 Berti ..... D8/107
- 5,595,259 \* 1/1997 Gilliland et al. .... D8/303

\* cited by examiner

*Primary Examiner*—Alan P. Douglas

*Assistant Examiner*—Reid Hecker

(74) *Attorney, Agent, or Firm*—Rosenberg, Klein & Lee


(57) **CLAIM**

The ornamental design for a grip, as shown and described.

**DESCRIPTION**

FIG. 1 is the perspective view of a grip showing my new design;  
 FIG. 2 is the front elevational view thereof;  
 FIG. 3 is the rear elevational view thereof;  
 FIG. 4 is the left side elevational view thereof;  
 FIG. 5 is the right side elevational view thereof;  
 FIG. 6 is the top plan view thereof; and,  
 FIG. 7 is the bottom plan view thereof.

**1 Claim, 4 Drawing Sheets**



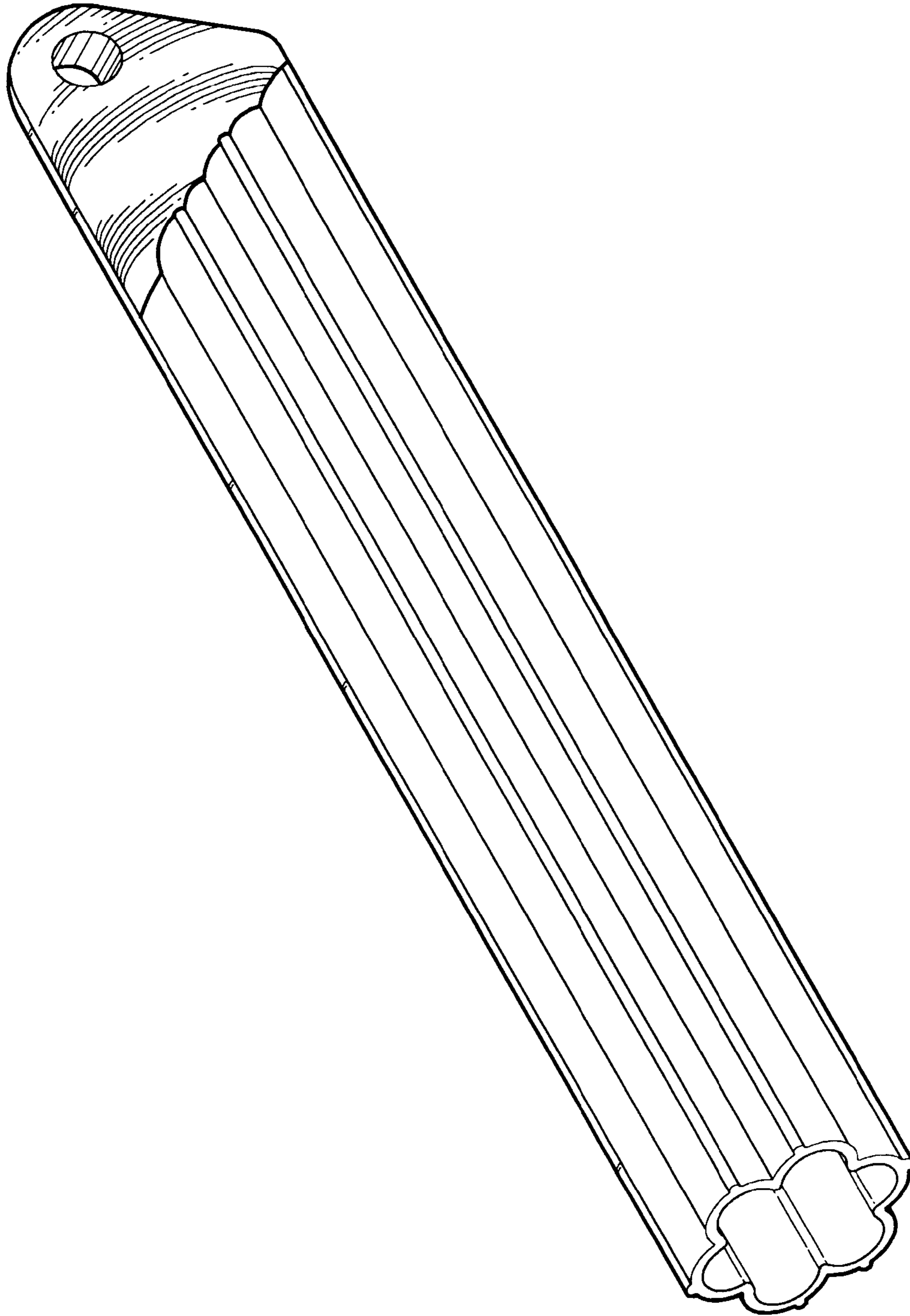


Fig-1

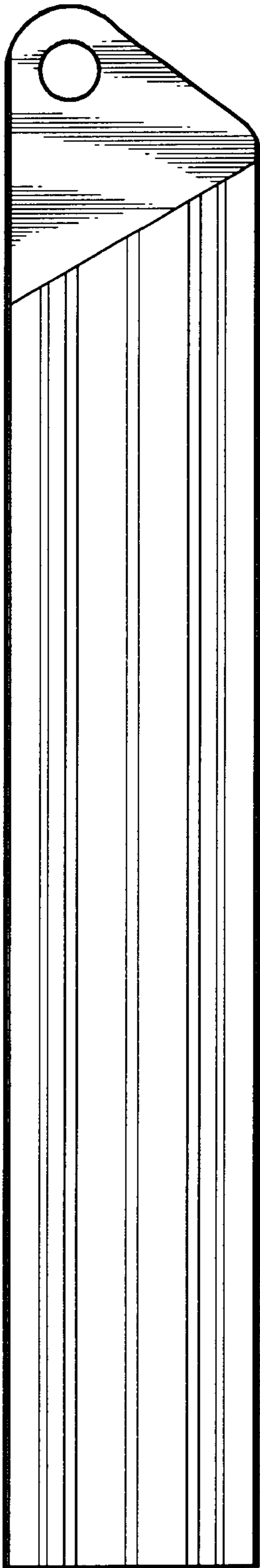


Fig-2




Fig-3

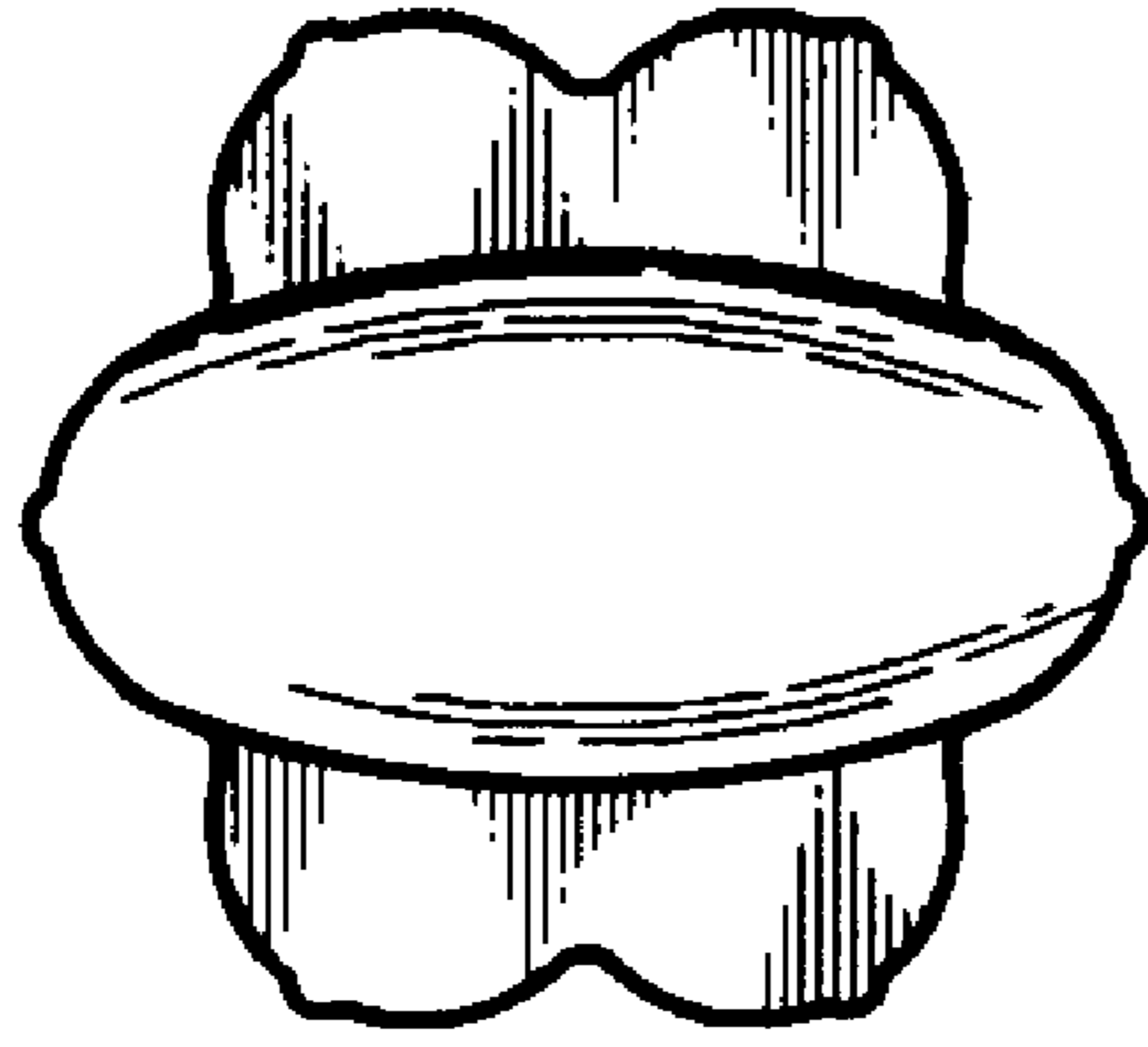


Fig-5

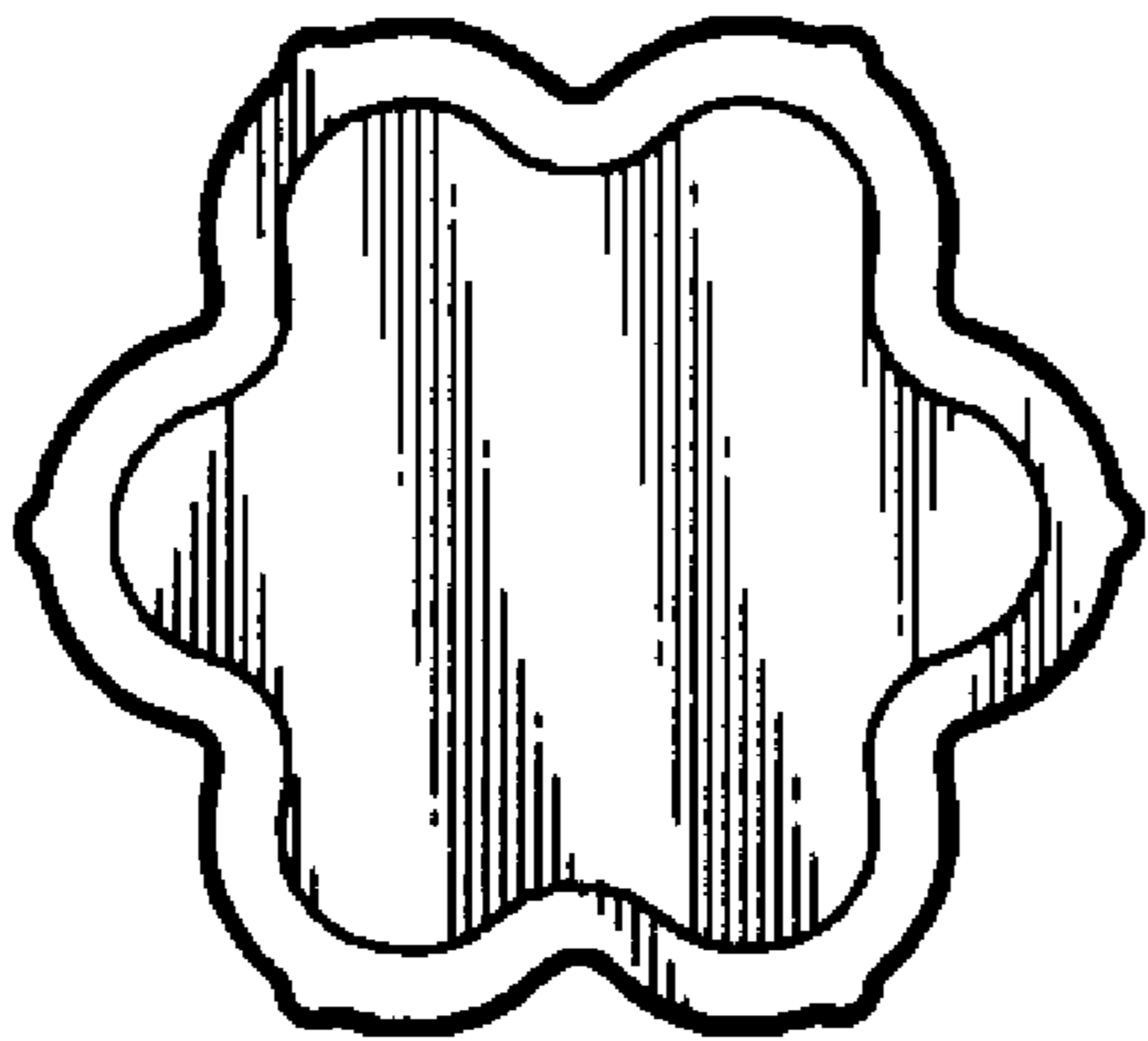


Fig-4




Fig-6

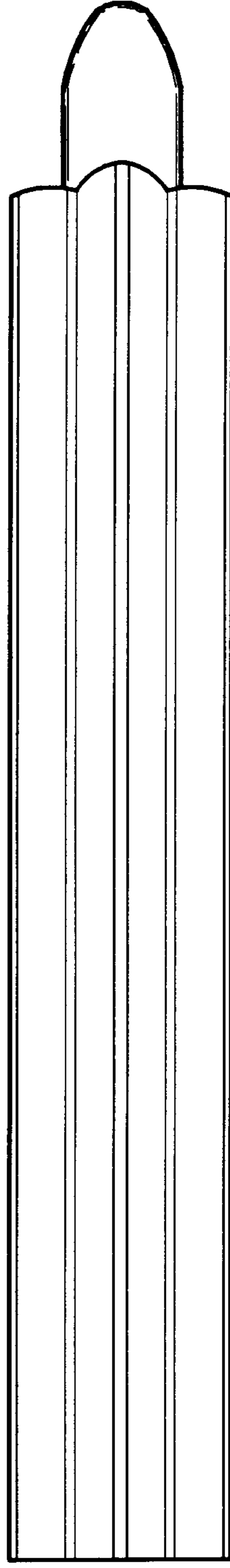


Fig-7