



US00D436816S

(12) **United States Design Patent**  
**Lo**

(10) **Patent No.:** **US D436,816 S**

(45) **Date of Patent:** **\*\* Jan. 30, 2001**

(54) **SCISSORS**

D. 421,375 \* 3/2000 Carlson et al. .... D8/57  
5,341,573 \* 8/1994 Linden et al. .... 30/254

(75) Inventor: **Wai Kim Lo**, Kwai Chung (CN)

\* cited by examiner

(73) Assignee: **Wiko Cutlery Ltd.**, Hong Kong (CN)

*Primary Examiner*—Alan P. Douglas

(\*\*) Term: **14 Years**

*Assistant Examiner*—Reid Hecker

(74) *Attorney, Agent, or Firm*—Alix, Yale & Ristas, LLP

(21) Appl. No.: **29/123,101**

(57) **CLAIM**

(22) Filed: **May 10, 2000**

The ornamental design for scissors, as shown and described.

(51) **LOC (7) Cl.** ..... **08-03**

**DESCRIPTION**

(52) **U.S. Cl.** ..... **D8/57**

FIG. 1 is a perspective view of the scissors in an opened position showing my new design;

(58) **Field of Search** ..... D8/5, 57, 98, 107;  
D24/148; 606/174; 30/120, 145, 194, 201,  
229, 230, 252–254, 257; 7/135

FIG. 2 is a front view of the scissors of FIG. 1 showing the scissors in a closed position;

FIG. 3 is a rear view of the scissors of FIG. 2;

FIG. 4 is a left side view of the scissors of FIG. 2;

FIG. 5 is a right side view of the scissors of FIG. 2;

FIG. 6 is a top plan view of the scissors of FIG. 2; and,

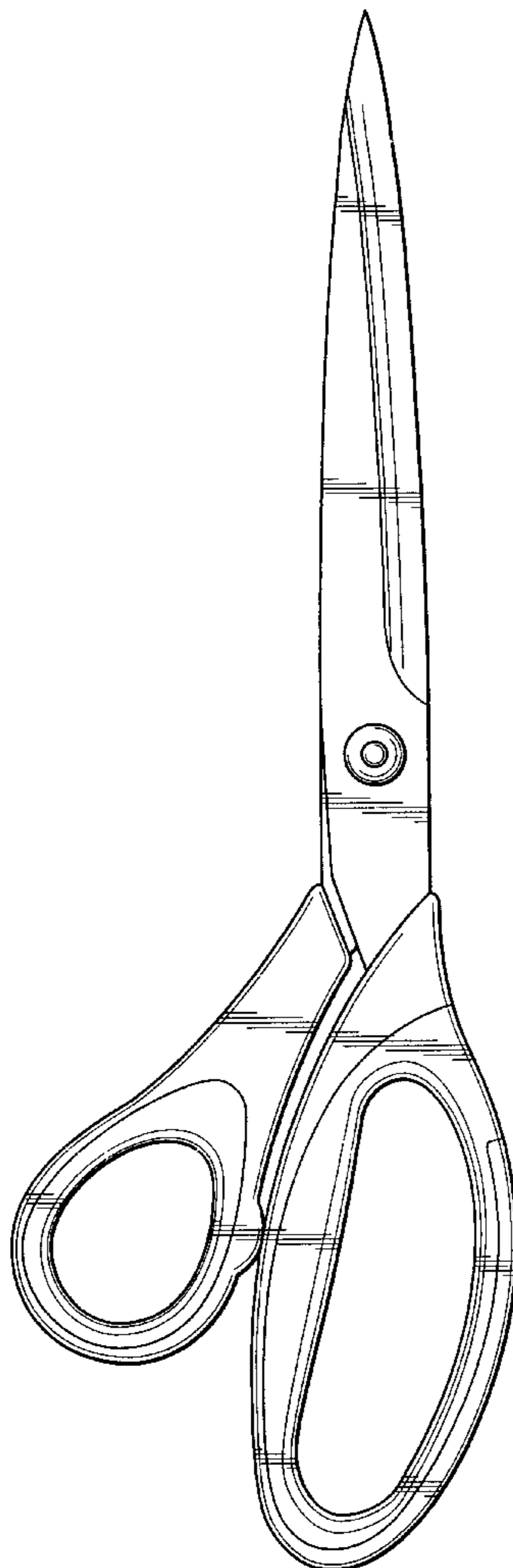
FIG. 7 is a bottom plan view of the scissors of FIG. 2.

(56) **References Cited**

**U.S. PATENT DOCUMENTS**

D. 251,701 \* 5/1979 Hayashi ..... D8/57  
D. 279,760 \* 7/1985 Asano ..... D8/57  
D. 419,412 \* 1/2000 Chang ..... D8/57

**1 Claim, 3 Drawing Sheets**



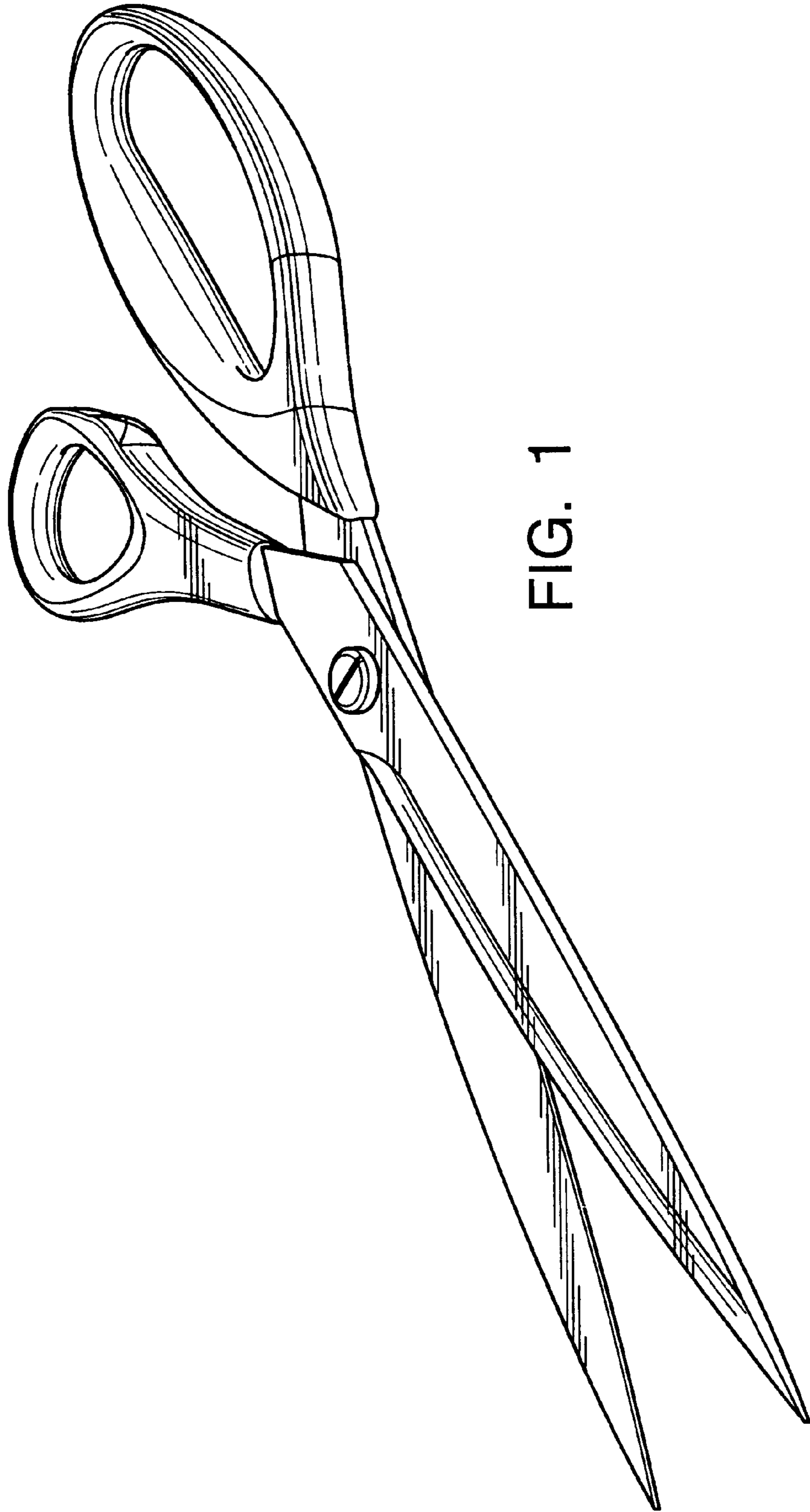


FIG. 1

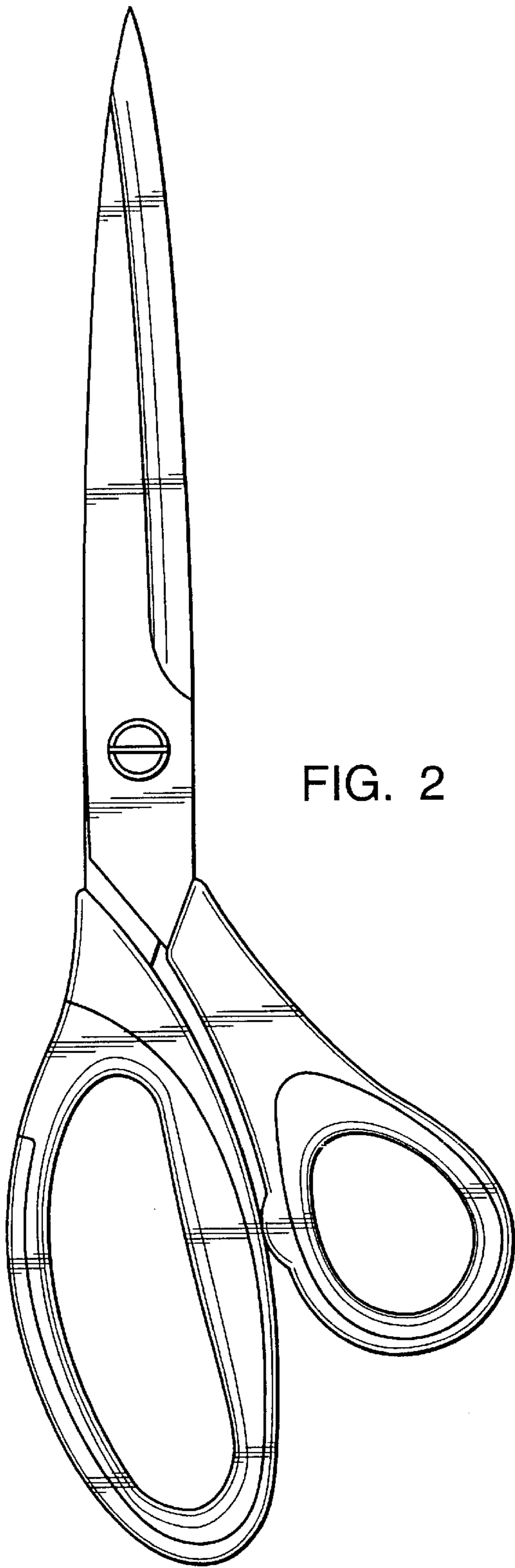


FIG. 2

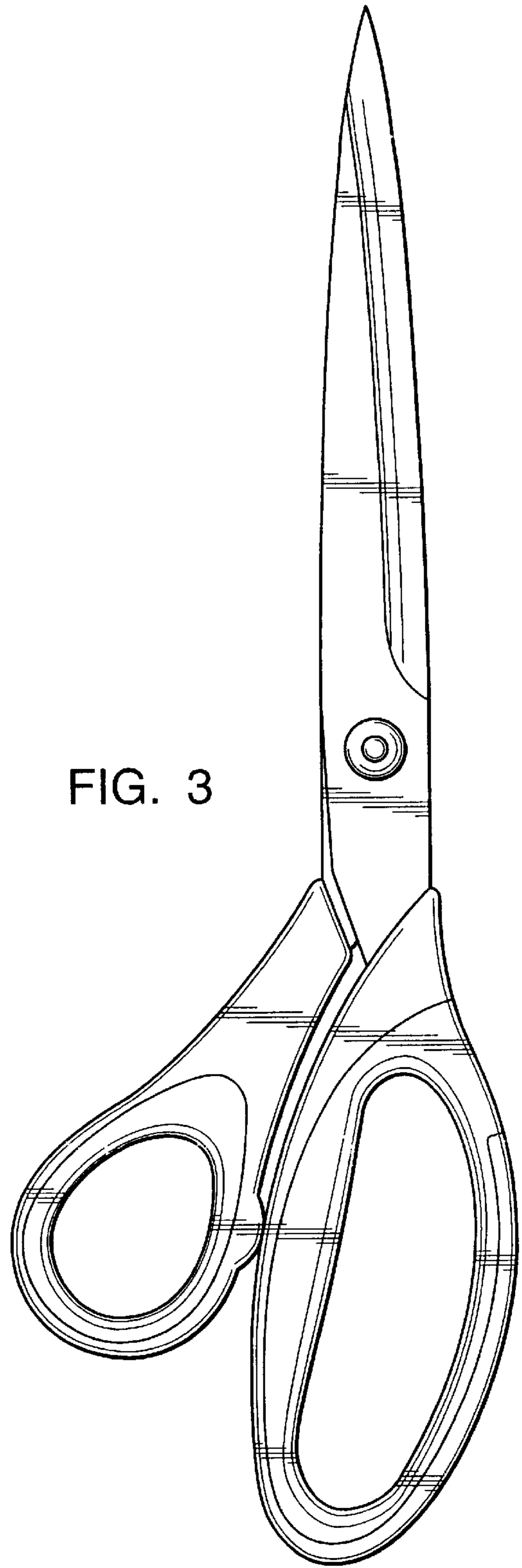


FIG. 3

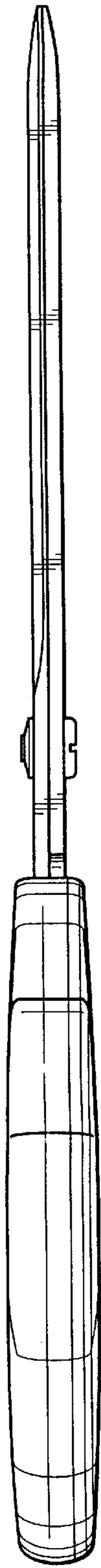


FIG. 4

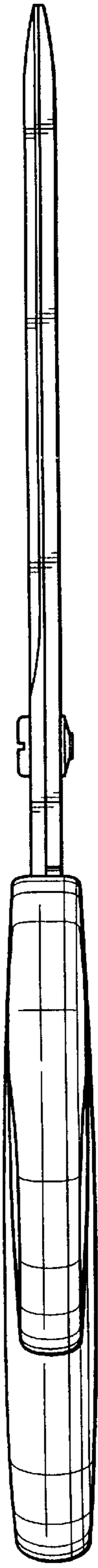


FIG. 5

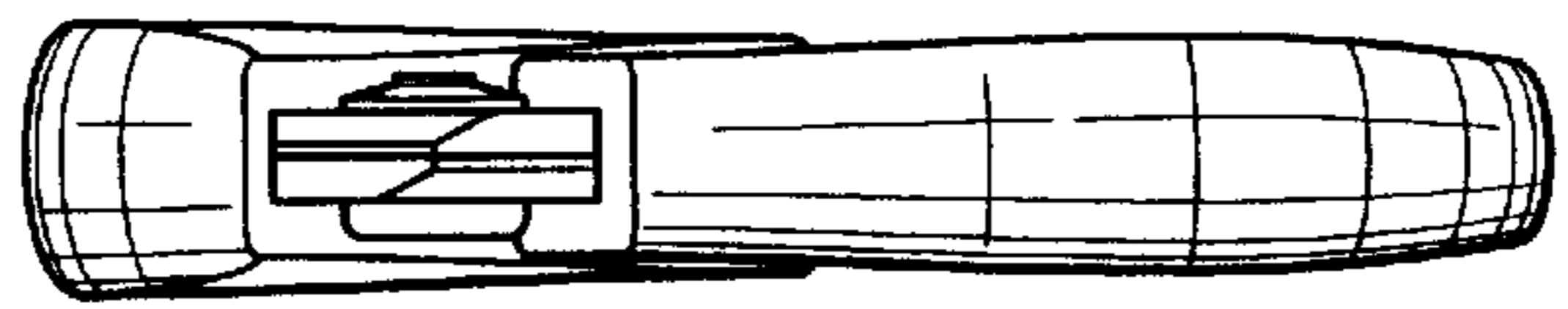


FIG. 6

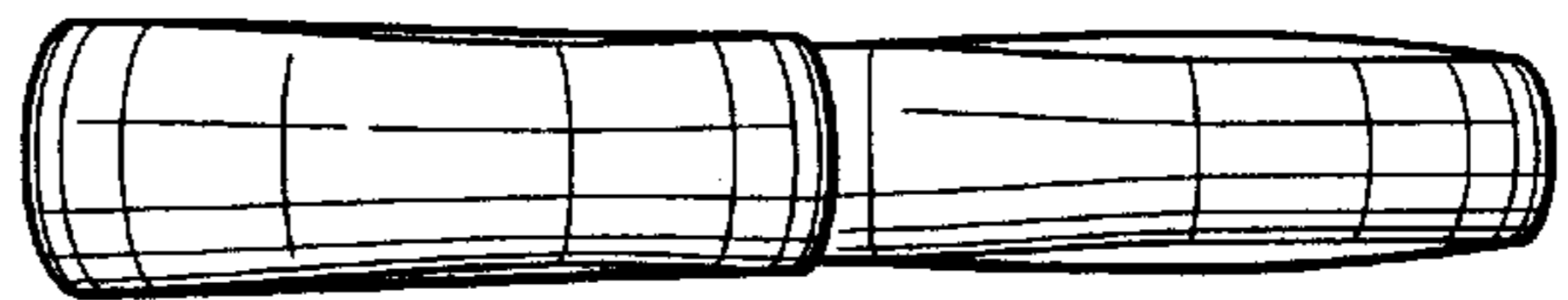


FIG. 7