



US00D436790S

(12) **United States Design Patent**
Saltet

(10) **Patent No.:** **US D436,790 S**

(45) **Date of Patent:** **** Jan. 30, 2001**

(54) **ELECTRIC KETTLE**

(75) Inventor: **Philippe Saltet**, Chateaufort (FR)

(73) Assignee: **Moulinex S.A.**, Cormelles-le-Royal (FR)

(**) Term: **14 Years**

(21) Appl. No.: **29/108,481**

(22) Filed: **Jul. 29, 1999**

(30) **Foreign Application Priority Data**

Jan. 29, 1999 (FR) 99 0684

(51) **LOC (7) Cl.** **07-01**

(52) **U.S. Cl.** **D7/319; D7/317**

(58) **Field of Search** D7/312, 313, 316, D7/318, 317, 319, 322; 99/279, 307, 280, 283; 222/475.1, 131, 183, 88; 220/300

(56) **References Cited**

U.S. PATENT DOCUMENTS

- D. 335,239 * 5/1993 Crunden et al. D7/317
- D. 337,690 * 7/1993 Bunn et al. D7/317
- D. 345,669 * 4/1994 Piret D7/319
- D. 345,670 * 4/1994 Piret D7/319
- D. 356,004 * 3/1995 VanValkenburg et al. D7/317
- D. 383,351 * 9/1997 DeMore D7/319

- D. 388,654 * 1/1998 Bouhuys D7/319
- D. 389,004 * 1/1998 Hampshire et al. D7/319
- D. 389,006 * 1/1998 Demore et al. D7/319
- D. 414,070 * 9/1999 Saltet D7/319
- D. 415,922 * 11/1999 Kawasaki et al. D7/317
- D. 416,163 * 11/1999 Doritty et al. D7/319
- D. 418,714 * 1/2000 Fox et al. D7/319
- D. 421,361 * 3/2000 Coulson et al. D7/319

* cited by examiner

Primary Examiner—M. N. Pandozzi

(74) *Attorney, Agent, or Firm*—Young & Thompson

(57) **CLAIM**

The ornamental design for an electric kettle, as shown.

DESCRIPTION

FIG. 1 is a top and side perspective view of an electric kettle showing my new design;
 FIG. 2 is a front elevational view thereof;
 FIG. 3 is a side elevational view thereof from the left of FIG. 2;
 FIG. 4 is a side elevational view thereof from the right of FIG. 2;
 FIG. 5 is a rear elevational view thereof;
 FIG. 6 is a top plan view thereof; and,
 FIG. 7 is a bottom plan view thereof.

1 Claim, 7 Drawing Sheets






FIG. 1

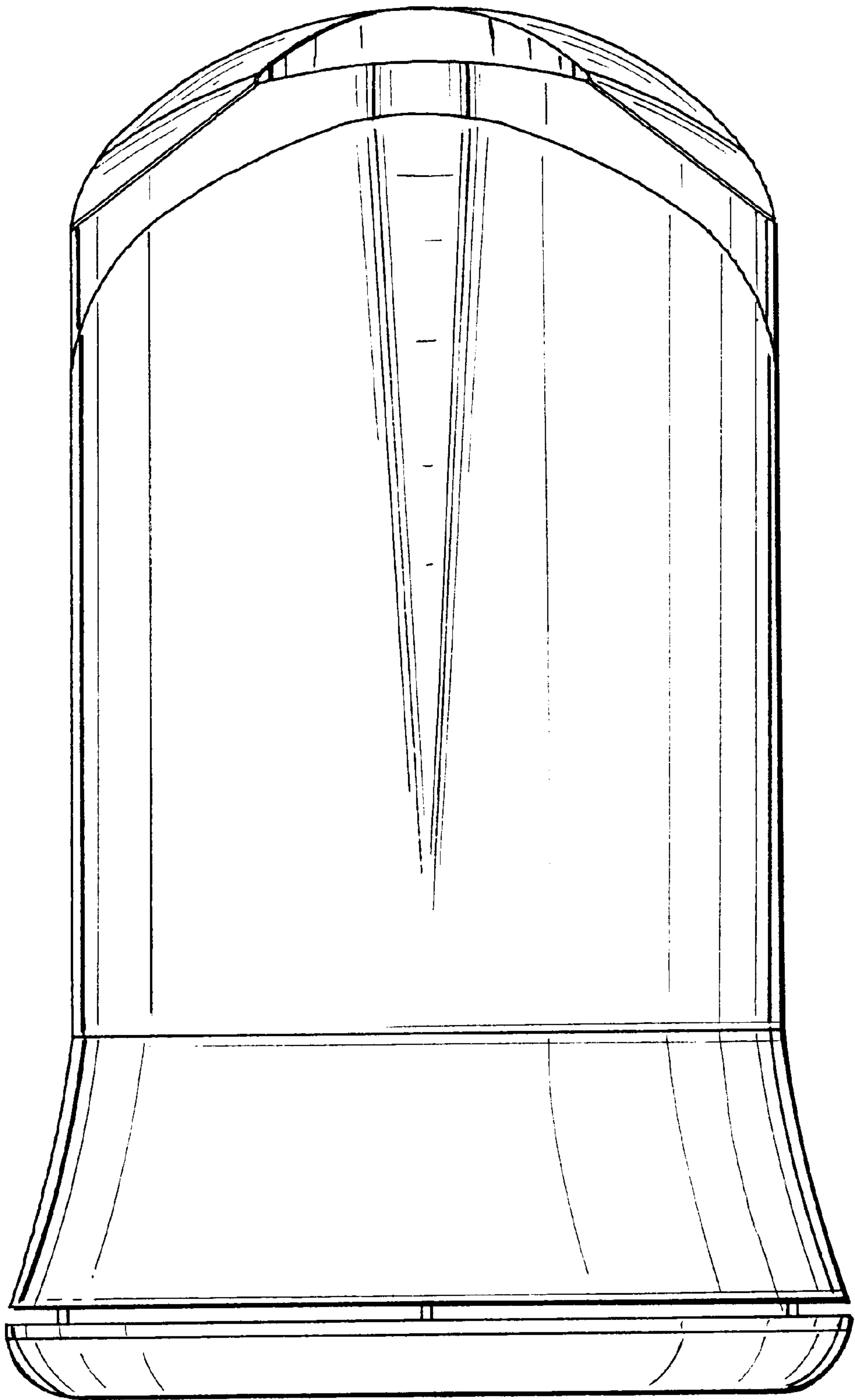


FIG. 2




FIG. 3




FIG. 4

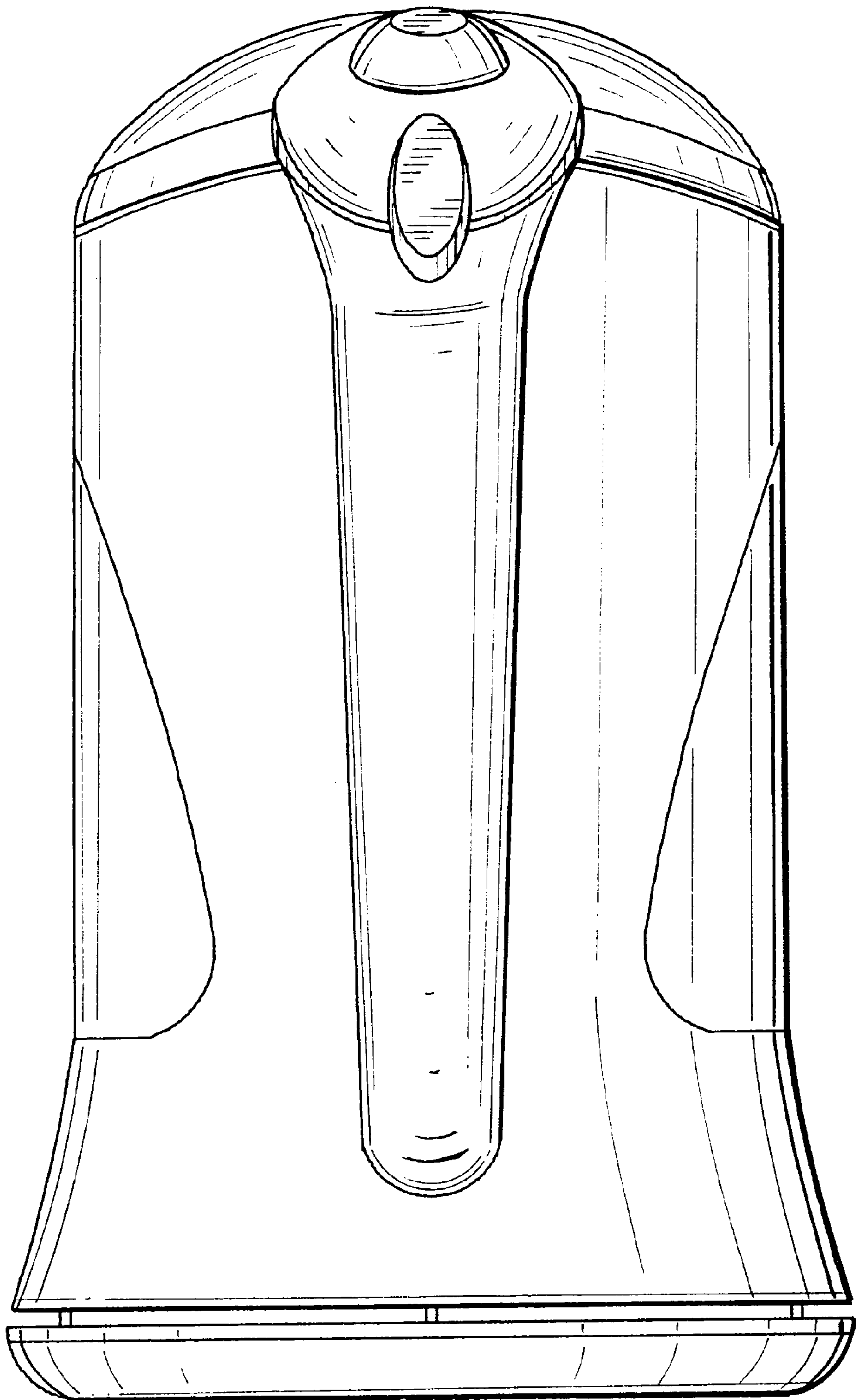


FIG. 5

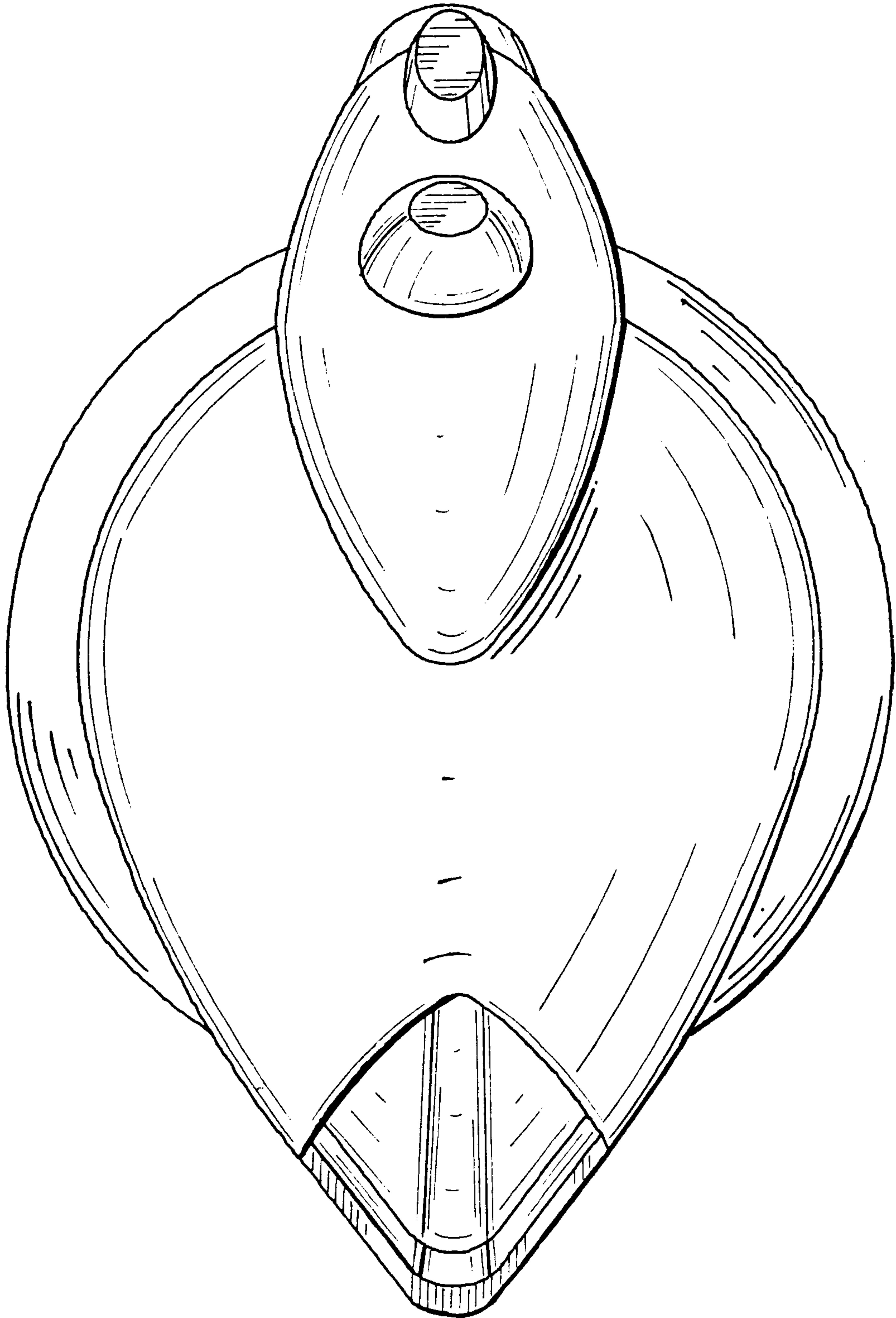


FIG. 6

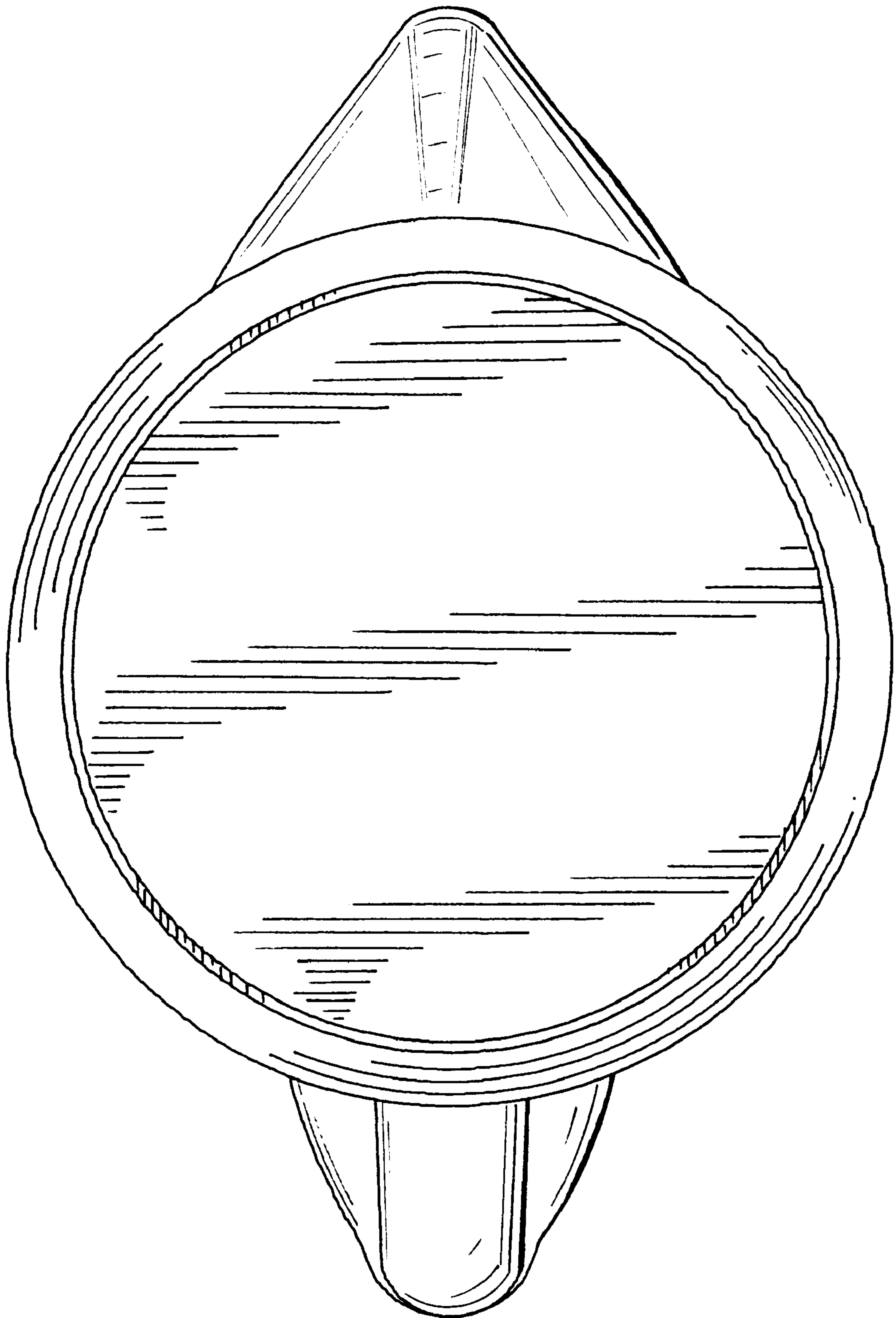


FIG. 7