



US00D436784S

(12) **United States Design Patent** (10) **Patent No.:** **US D436,784 S**
Iacovelli et al. (45) **Date of Patent:** **** Jan. 30, 2001**

(54) **FLOOR MAT** 3,420,227 * 1/1969 Voorlas 4/582
5,050,591 * 9/1991 Sandrin 4/582

(75) Inventors: **Marc Iacovelli; Saied Hussaini**, both of Miami, FL (US) * cited by examiner

(73) Assignee: **Rally Manufacturing, Inc.**, Miami, FL (US) *Primary Examiner*—James Gandy
Assistant Examiner—Carol Rademaker
(74) *Attorney, Agent, or Firm*—Liniak, Berenato, Lonagacre & White

(**) Term: **14 Years**

(21) Appl. No.: **29/119,000**

(22) Filed: **Feb. 23, 2000**

(51) **LOC (7) Cl.** **06-11**

(52) **U.S. Cl.** **D6/582; D6/583; D12/203**

(58) **Field of Search** **D6/582-594; D12/203; D20/27; D25/119; 4/581-583; 5/417; 15/215-217, 238; 16/4, 7-9, 16; 428/82, 88, 95, 83, 122, 167**

(56) **References Cited**

U.S. PATENT DOCUMENTS

- D. 85,859 * 12/1931 Capouch D6/583
- D. 202,030 * 8/1965 Doyle D12/203
- D. 232,821 * 9/1974 Wooster D12/203
- D. 291,586 * 8/1987 Bourret D6/582
- D. 365,544 * 12/1995 Snyder et al. D12/203
- D. 425,468 * 5/2000 Hussaini D12/203
- 2,471,008 * 5/1949 Pretty D6/583
- 3,076,976 * 2/1963 Bogar 4/583

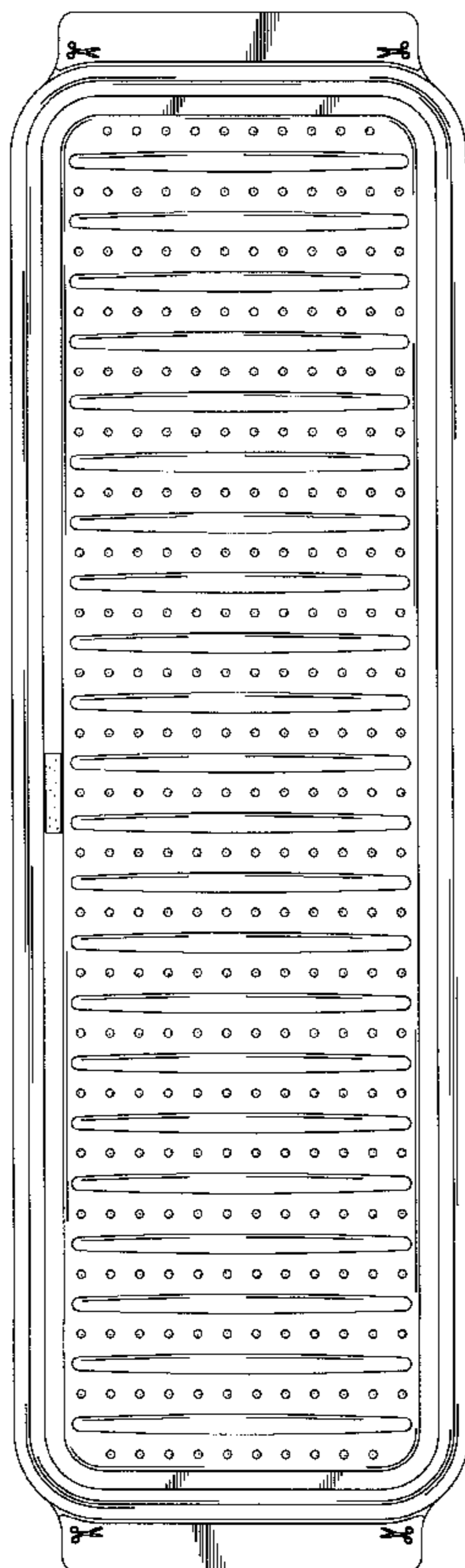
(57) **CLAIM**

The ornamental design for a floor mat, as shown and described.

DESCRIPTION

FIG. 1 is a top view of a floor mat showing my new design; FIG. 2 is a rear view of the floor mat shown in FIG. 1; FIG. 3 is an enlarged left side view of the floor mat shown in FIG. 1 in inverted condition and broken in two halves for ease of illustration; FIG. 4 is an enlarged right side view of the floor mat shown in FIG. 1 and broken in two halves for ease of illustration; FIG. 5 is an enlarged end view of the floor mat shown in FIG. 1 in inverted condition; FIG. 6 is an enlarged end view opposite the end view shown in FIG. 5 of the floor mat shown in FIG. 1; and, FIG. 7 is a perspective view of the floor mat shown in FIG. 1 at a reduced scale.

1 Claim, 5 Drawing Sheets



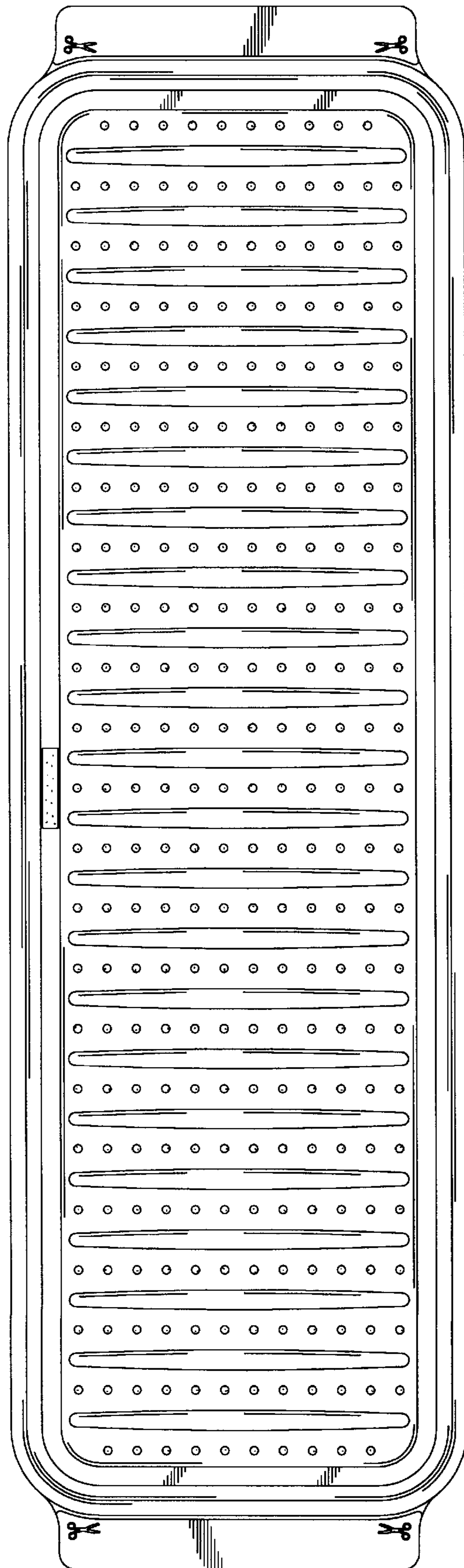


Fig. 1

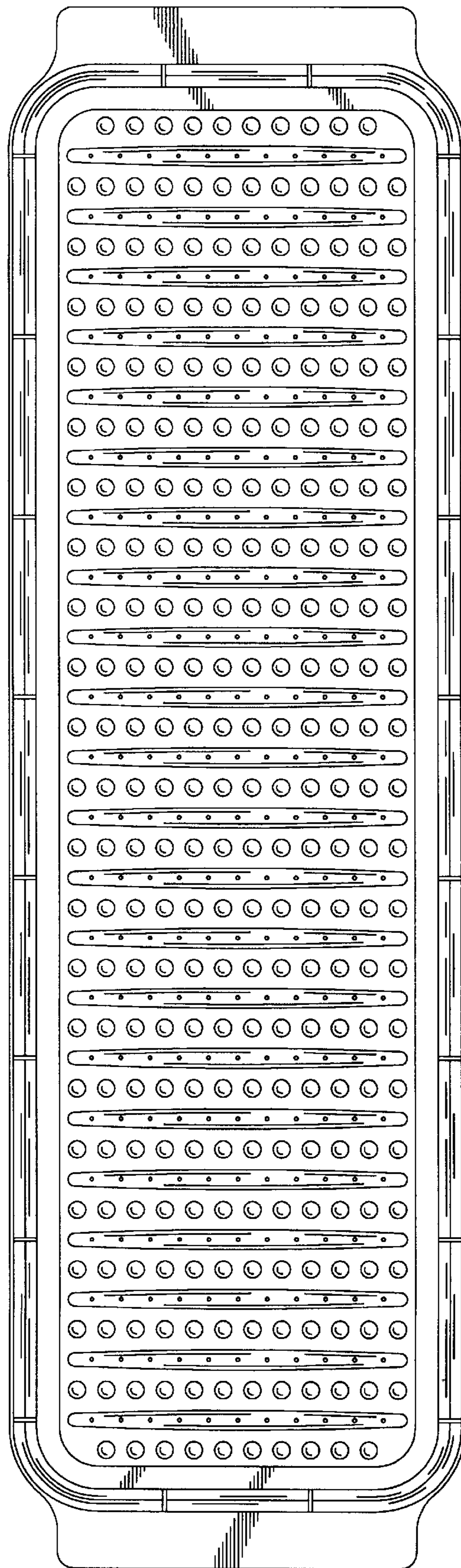


Fig. 2

Fig. 3

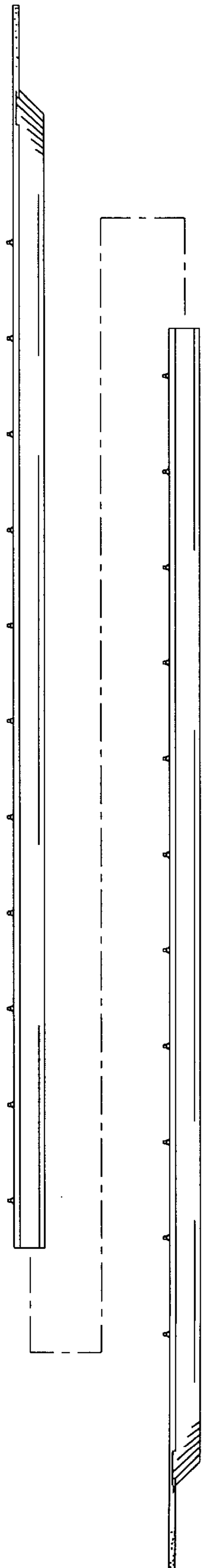


Fig. 4

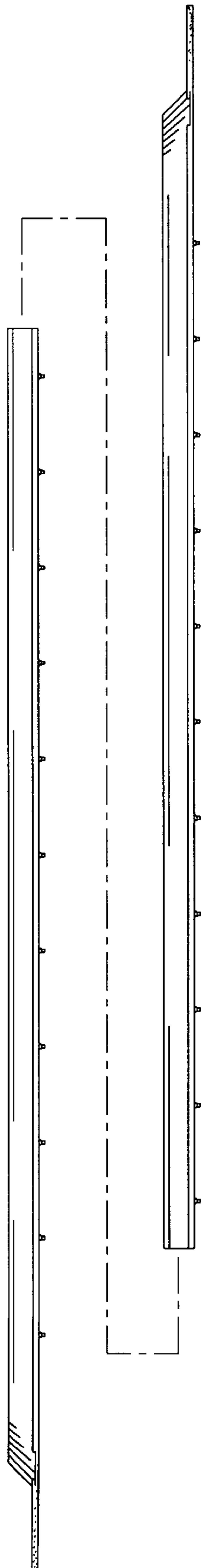


Fig. 5

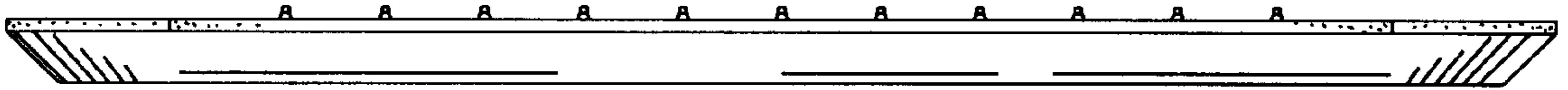
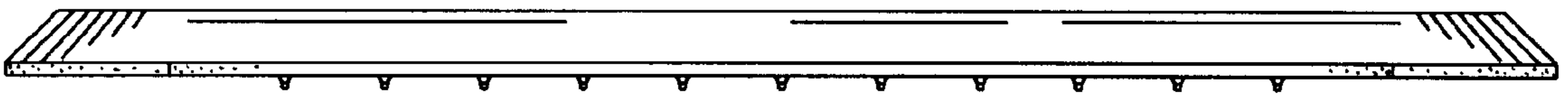


Fig. 6



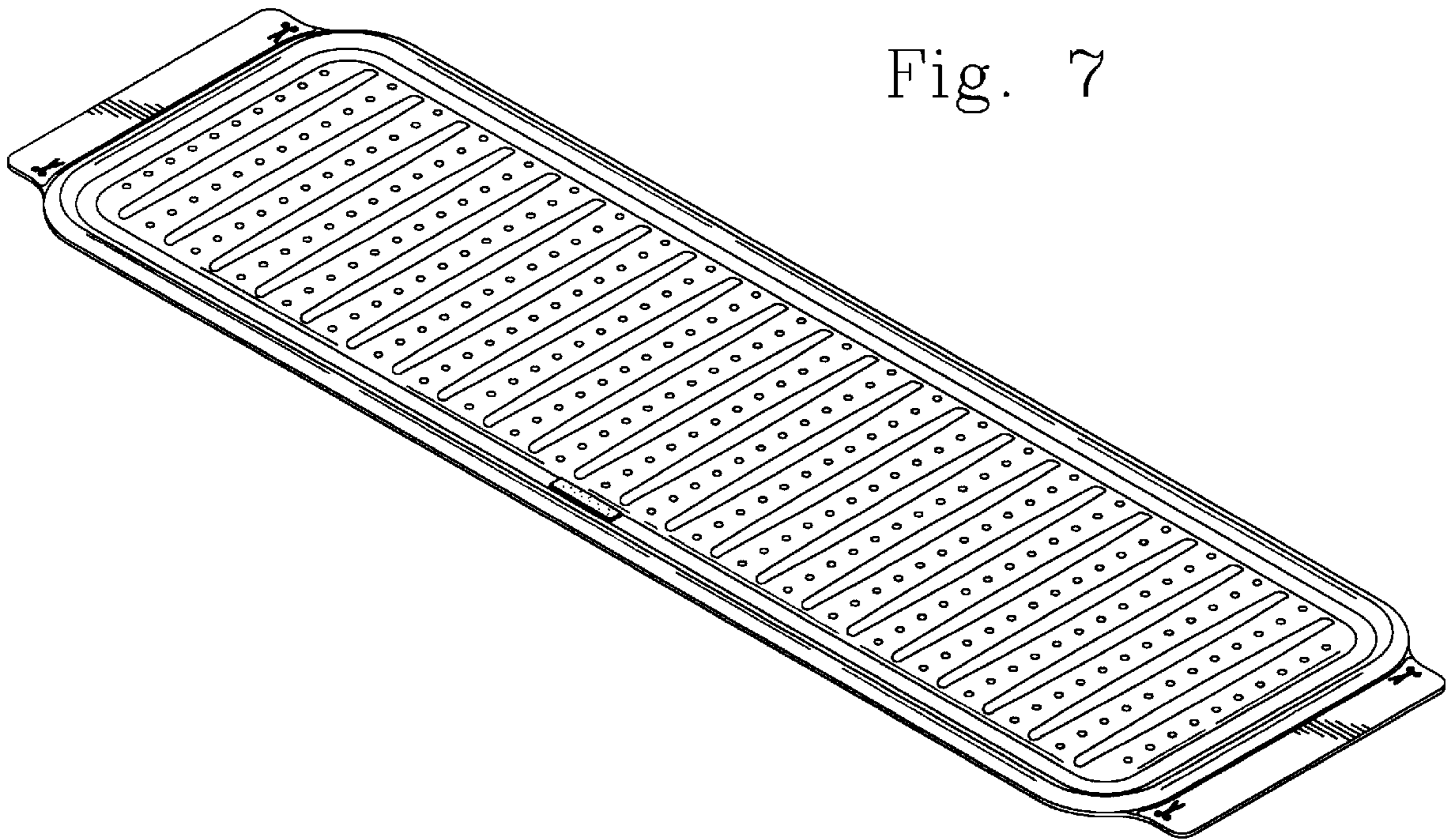


Fig. 7