



US00D436764S

(12) **United States Design Patent**
Chalmers et al.

(10) **Patent No.:** **US D436,764 S**
(45) **Date of Patent:** **** Jan. 30, 2001**

(54) **TABLE**

(75) Inventors: **Richard R. Chalmers**, Camden;
Gilbert V. Harper, Cushing, both of
ME (US)

(73) Assignee: **Imagineering, Inc.**, Rockland, ME
(US)

(**) Term: **14 Years**

(21) Appl. No.: **29/119,701**

(22) Filed: **Mar. 6, 2000**

(51) **LOC (7) Cl.** **06-03**

(52) **U.S. Cl.** **D6/480**

(58) **Field of Search** D6/480-489, 495-499;
108/150, 151, 153.1, 156, 157.1, 161; 248/188,
188.1, 188.7

(56) **References Cited**

U.S. PATENT DOCUMENTS

- D. 337,010 * 7/1993 Bennett D6/488
- D. 406,206 * 3/1999 Grosfillex D6/480

OTHER PUBLICATIONS

Unknown publication, photograph of table by Brown Jordan, at least as early as Mar. 5, 2000, 1 page.
 Imagineering, Inc., photograph and drawings of Sable Island Dining Table, at least as early as Mar. 5, 2000, 2 pages.
 Imagineering, Inc., two photographs and drawings of Islesboro Pedestal Dining Table and Weatherend Pedestal Dining Table, at least as early as Mar. 5, 2000, 2 pages.
 Imagineering, Inc., two photographs and drawings of Islesboro Cocktail Table and Weatherend Cocktail Table, at least as early as Mar. 5, 2000, 2 pages.

Imagineering, Inc., two photographs and drawings of Islesboro Dining Table and Weatherend Dining Table, at least as early as Mar. 5, 2000, 2 pages.

Imagineering, Inc., two photographs and drawings of Islesboro Dining Table and Weatherend Dining Table, at least as early as Mar. 5, 2000, 2 pages.

Imagineering, Inc., three photographs and drawings of Weatherend Cocktail Table and Weatherend Cocktail Table, at least as early as Mar. 5, 2000, 2 pages.

Imagineering, Inc., two photographs and drawings of Islesboro Cocktail Table and Weatherend Cocktail Table, at least as early as Mar. 5, 2000, 2 pages.

Imagineering, Inc., Weatherend Estate Furniture Catalog (1999), at least as early as Mar. 5, 2000, 35 pages.

* cited by examiner

Primary Examiner—Janice E. Seeger
(74) *Attorney, Agent, or Firm*—Heslin & Rothenberg, P.C.

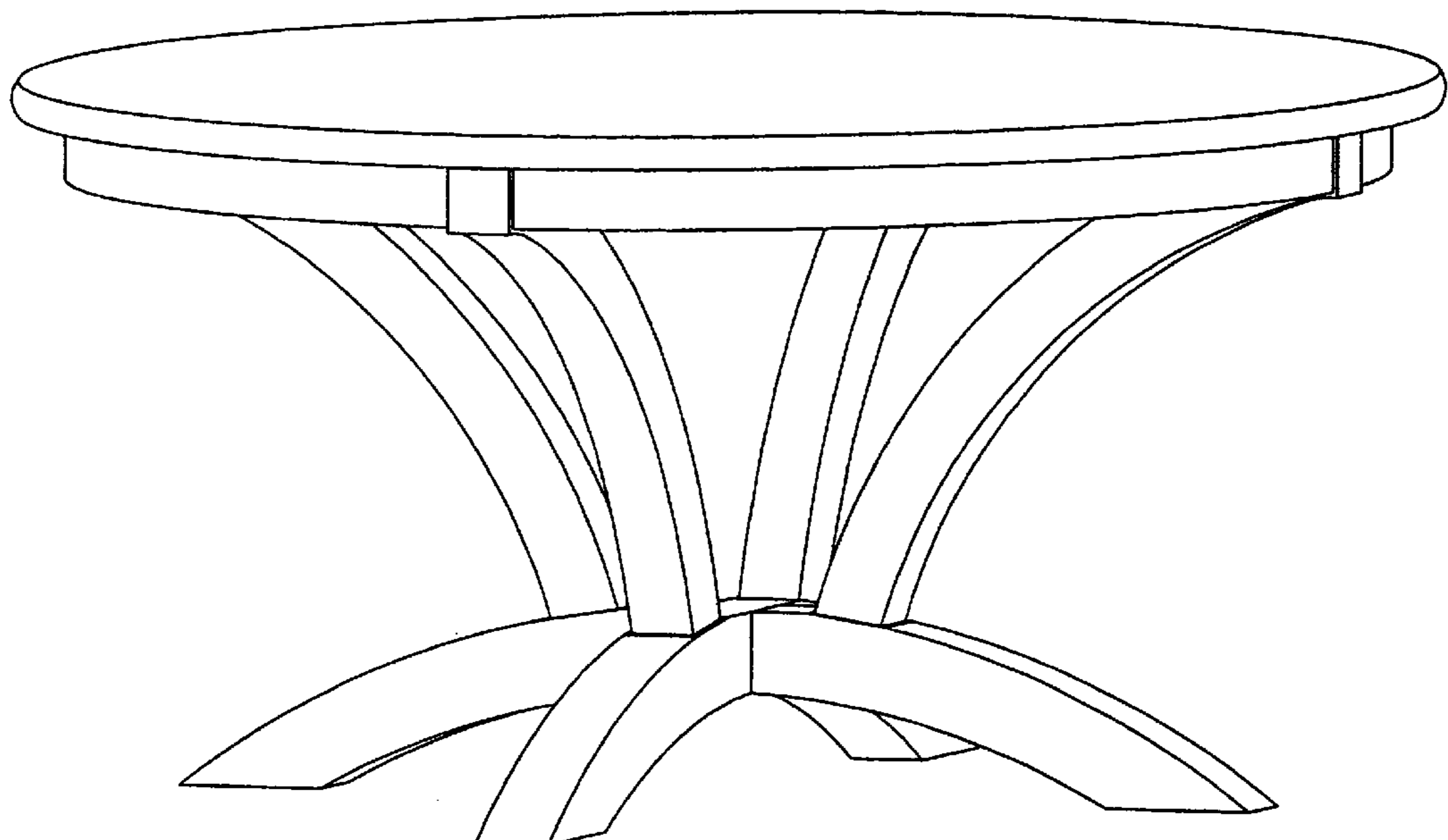
(57) **CLAIM**

The ornamental design for the table, as shown and described.

DESCRIPTION

FIG. 1 is a perspective view of a table comprising the new design;
 FIG. 2 is a front elevational view where the back elevational view and left and right elevational views are a mirror image thereof;
 FIG. 3 is a top plan view thereof; and,
 FIG. 4 is an alternate perspective view thereof.

1 Claim, 4 Drawing Sheets



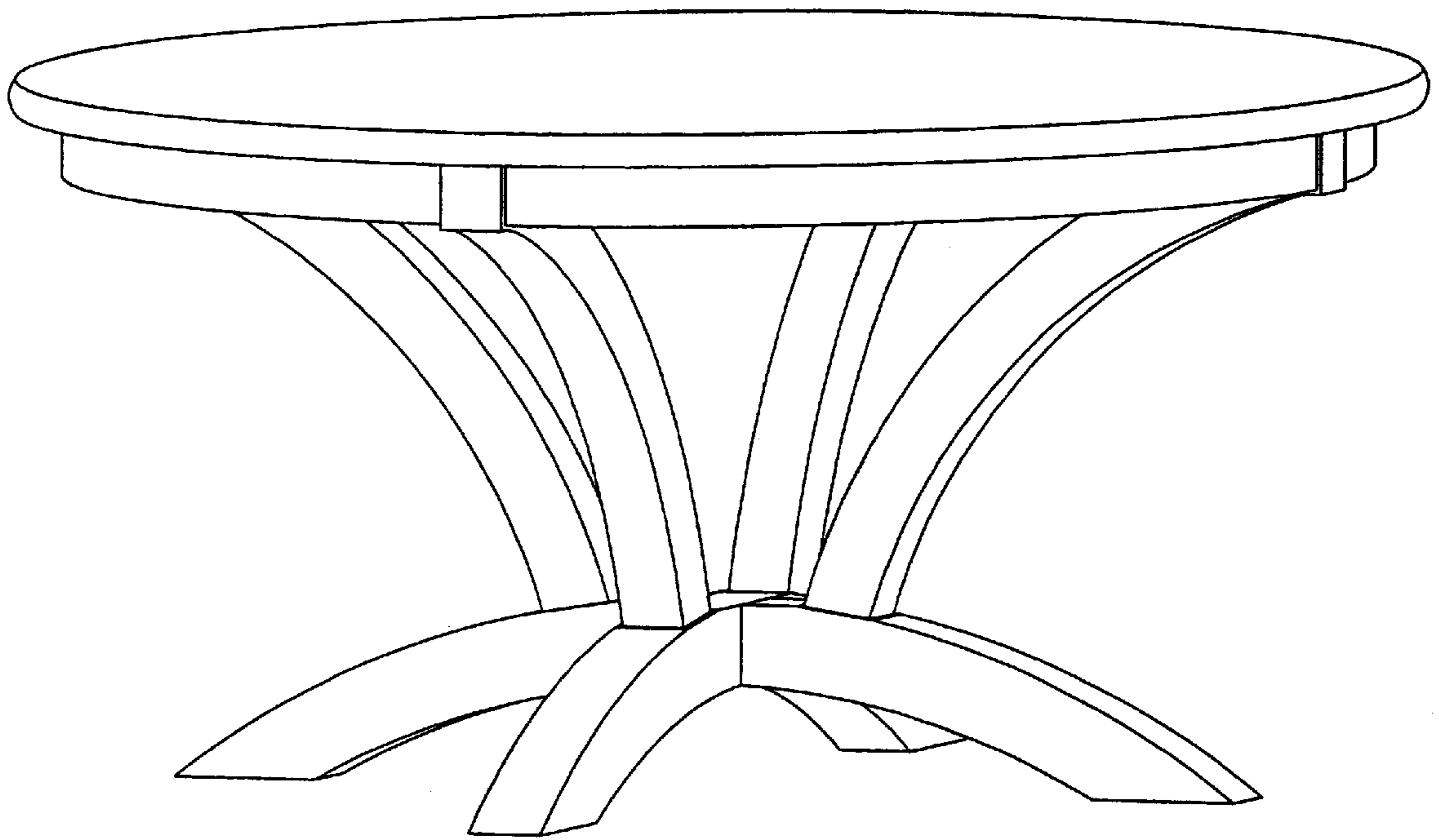


FIG. 1




FIG. 2




FIG. 3

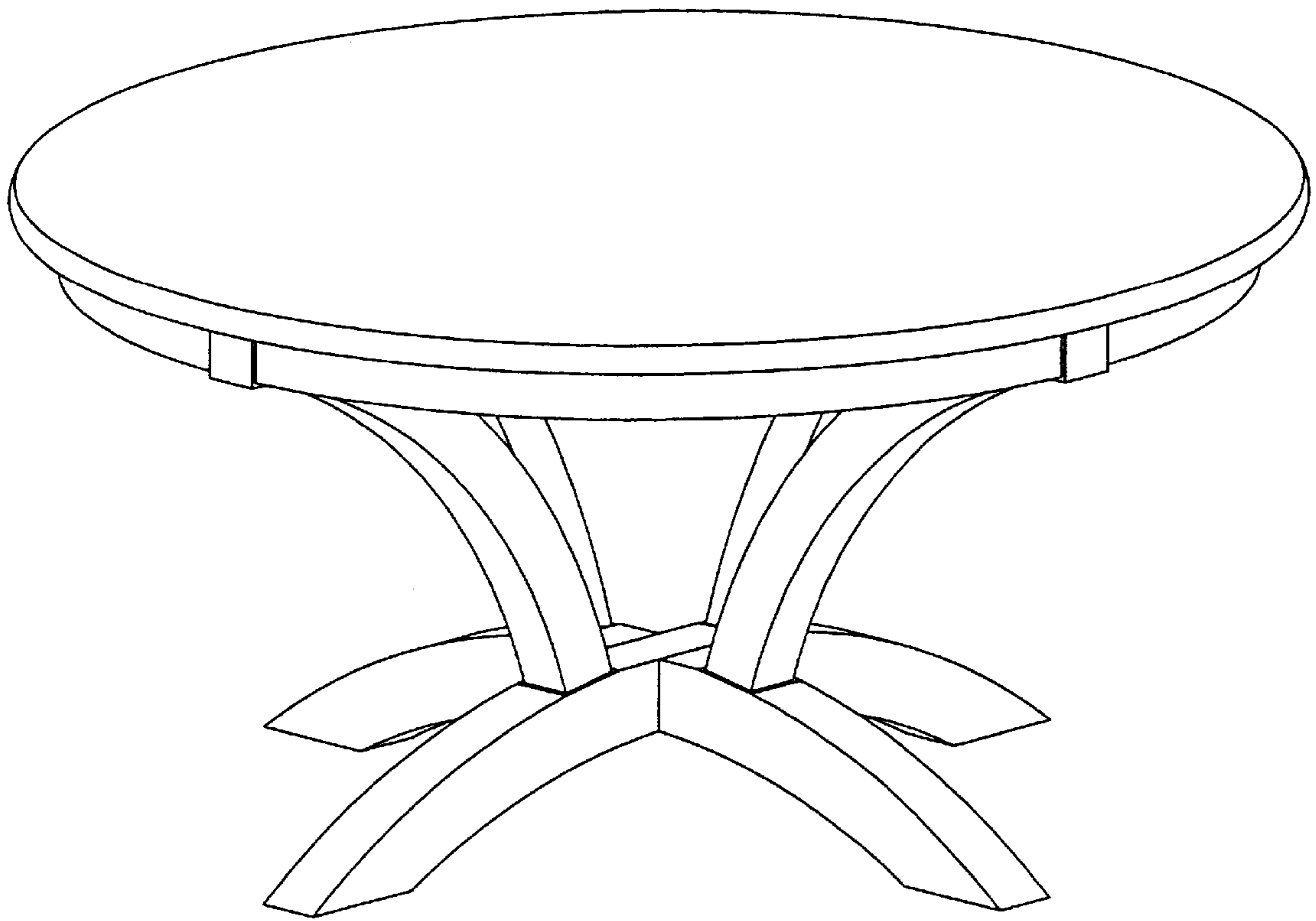


FIG. 4