



US00D436762S

(12) **United States Design Patent**  
**Heiny et al.**

(10) **Patent No.:** **US D436,762 S**

(45) **Date of Patent:** **\*\* Jan. 30, 2001**

(54) **DISPLAY UNIT**

(75) Inventors: **Ulrich Heiny; Thorsten Kernchen,**  
both of Wolfsburg; **Siegfried Kaupa,**  
Braunschweig; **Achim Cirksena,**  
Braunschweig; **Stephan Beddig,**  
Braunschweig; **Gerd Stoll,**  
Rösrath/Hoffnungsthal, all of (DE)

(73) Assignee: **Volkswagen AG, Wolfsburg (DE)**

(\*\*) Term: **14 Years**

(21) Appl. No.: **29/113,258**

(22) Filed: **Nov. 2, 1999**

**Related U.S. Application Data**

(62) Division of application No. 29/094,187, filed on Sep. 28, 1998.

(30) **Foreign Application Priority Data**

Mar. 26, 1998 (DE) ..... M 98 03 053

(51) **LOC (7) Cl.** ..... **06-04**

(52) **U.S. Cl.** ..... **D6/479**

(58) **Field of Search** ..... D6/396, 449, 466-469,  
D6/477-479; 108/59-61, 92, 93, 96, 106,  
107, 147.11; 211/85.26, 90.01, 90.04, 134,  
135, 186, 187, 153, 190, 207, 49.1, 50,  
70.1

(56) **References Cited**

**U.S. PATENT DOCUMENTS**

- D. 386,502 \* 11/1997 Sholl ..... D6/479 X
- D. 400,737 \* 11/1998 DePottay ..... D6/449 X
- 3,517,623 \* 6/1970 Goldstein et al. .... 108/92 X
- 3,640,389 \* 2/1972 Snyder ..... 211/187
- 4,127,196 \* 11/1978 Boucher ..... 211/207

- 4,785,946 \* 11/1988 Sorensen ..... 211/187
- 4,919,282 \* 4/1990 Duff et al. .... 211/134
- 5,014,862 \* 5/1991 Bustos ..... 211/207 X
- 5,607,070 \* 3/1997 Hellyer ..... 211/187
- 5,611,442 \* 3/1997 Howard ..... 211/187
- 5,836,459 \* 11/1998 Nazwek et al. .... 211/50
- 5,918,750 \* 7/1999 Jackson ..... 211/190 X

**OTHER PUBLICATIONS**

Lyon Steel Equipment Catalog, Closed Type Shelving, p. 9, Oct. 1958.\*

Reeve Store Equipment Catalog, Gondola End Units, p. 40, May 1980.\*

Reeve Store Equipment Catalog, Gondola End Units, p. 24, Oct. 1958.\*

\* cited by examiner

*Primary Examiner*—Cathron Brooks

(74) *Attorney, Agent, or Firm*—Cohen, Pontani, Lieberman & Pavane

(57) **CLAIM**

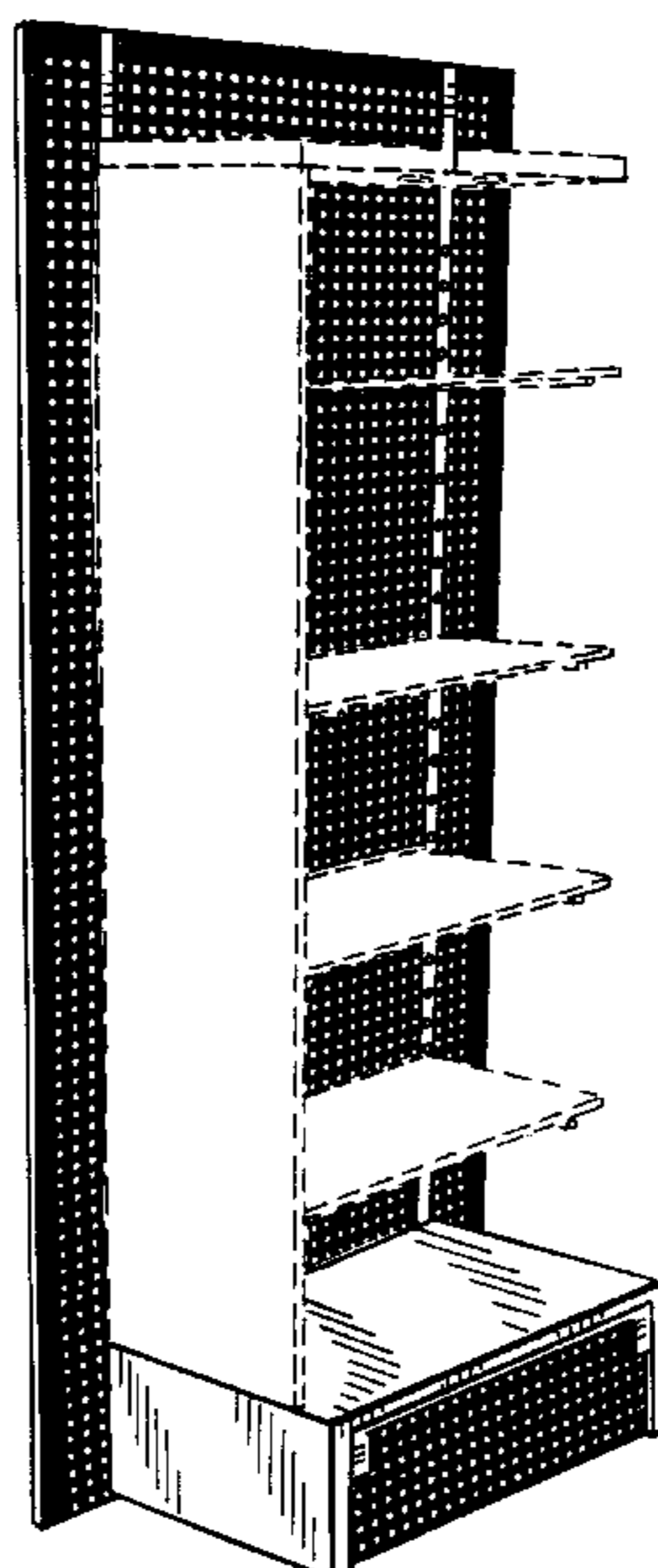
The ornamental design for a display unit, as shown and described.

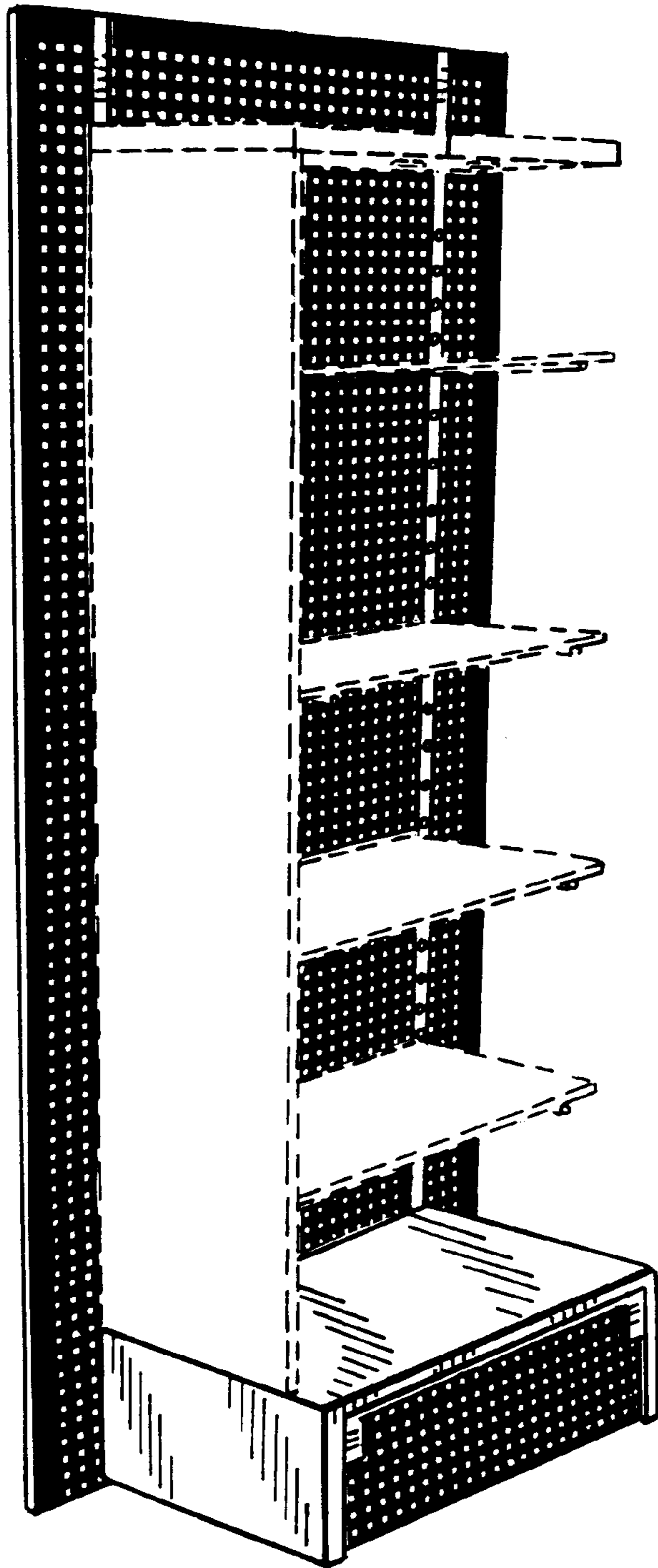
**DESCRIPTION**

FIG. 1 is a front and left side perspective view of the display unit of the present invention;  
FIG. 2 is a top view of FIG. 1;  
FIG. 3 is a bottom view of FIG. 1;  
FIG. 4 is a rear and right side perspective view of FIG. 1; and,  
FIG. 5 is a view as in FIG. 1 of the display unit without the broken line structure, the right side is a mirror image of the left.

The broken line showing of shelving is for illustrative purposes only and forms no part of the claimed design.

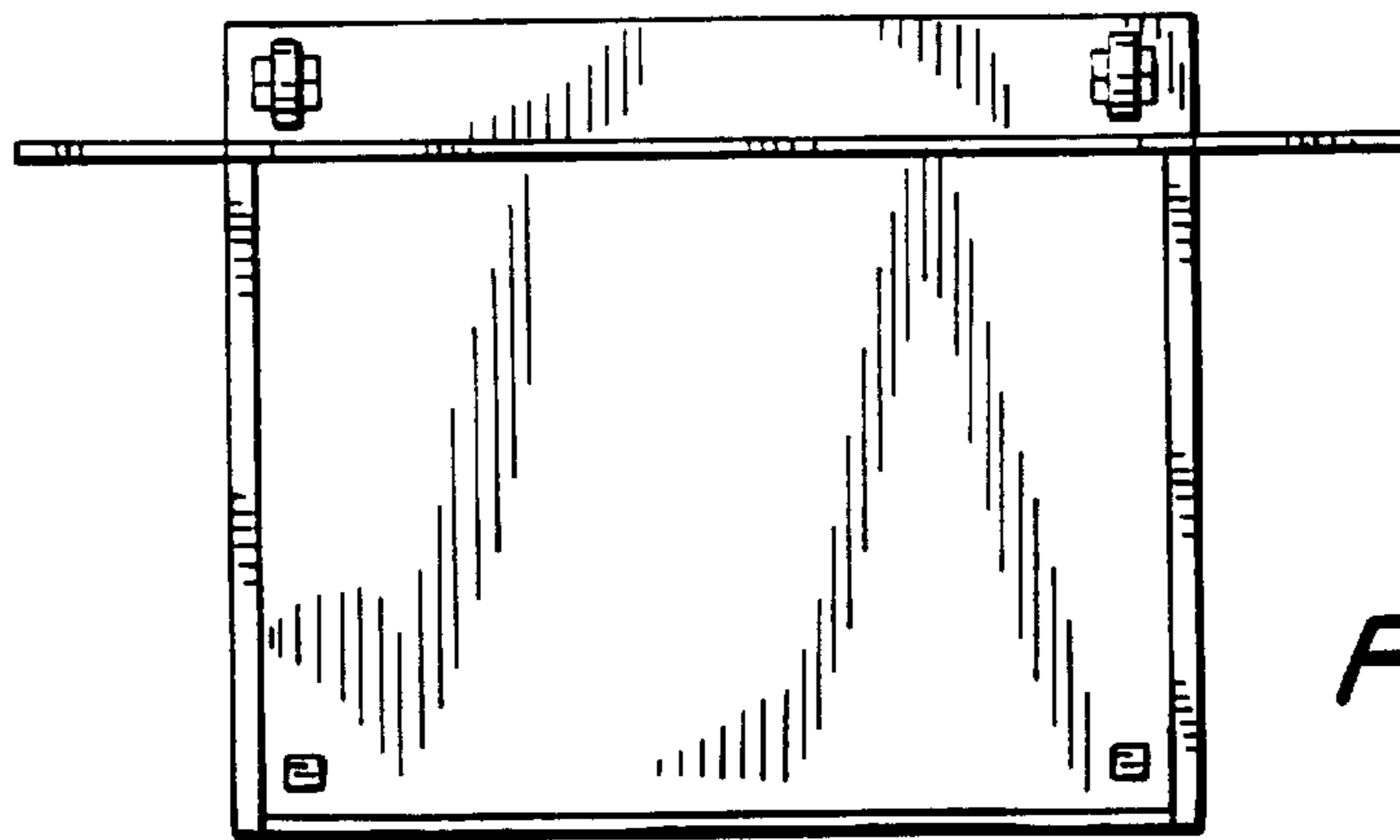

**1 Claim, 4 Drawing Sheets**



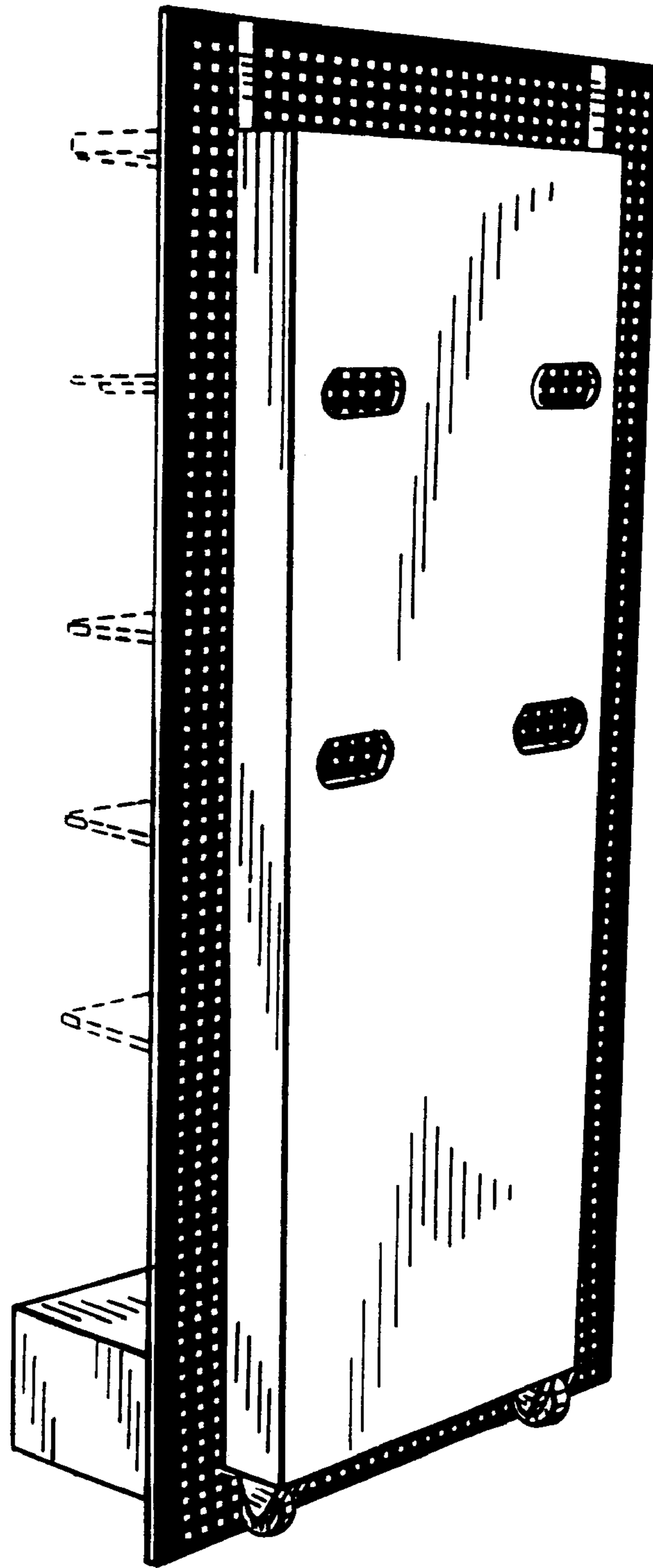


*FIG. 1*


*FIG. 2*



*FIG. 3*



*FIG. 4*



*FIG. 5*