



US00D436731S

(12) **United States Design Patent** (10) **Patent No.:** **US D436,731 S**
Craft (45) **Date of Patent:** **** Jan. 30, 2001**

(54) **GOLF BAG TOP**

(75) Inventor: **Brian G. Craft**, Oceanside, CA (US)

(73) Assignee: **Taylor Made Golf Company, Inc.**,
Carlsbad, CA (US)

(**) Term: **14 Years**

(21) Appl. No.: **29/121,004**

(22) Filed: **Mar. 29, 2000**

(51) **LOC (7) Cl.** **03-99**

(52) **U.S. Cl.** **D3/320**

(58) **Field of Search** D3/320, 255, 254;
D9/435, 454; 206/315.2-315.8; 248/96,
99-101

(56) **References Cited**

U.S. PATENT DOCUMENTS

D. 299,010	*	12/1988	Wall	D9/454
D. 334,710	*	4/1993	Picozza	D9/454
D. 374,989	*	10/1996	Laplante, Sr.	D3/320
D. 385,421	*	10/1997	MacDougall	D3/320
D. 391,082	*	2/1998	Kim	D3/320
D. 412,789	*	8/1999	Suk	D3/320

* cited by examiner

Primary Examiner—Louis S Zarfes

Assistant Examiner—Catherine R Oliver

(74) *Attorney, Agent, or Firm*—Sheppard, Mullin, Richter
& Hampton LLP; James R. Brueggemann

(57) **CLAIM**

The ornamental design for a golf bag top, as shown and described.

DESCRIPTION

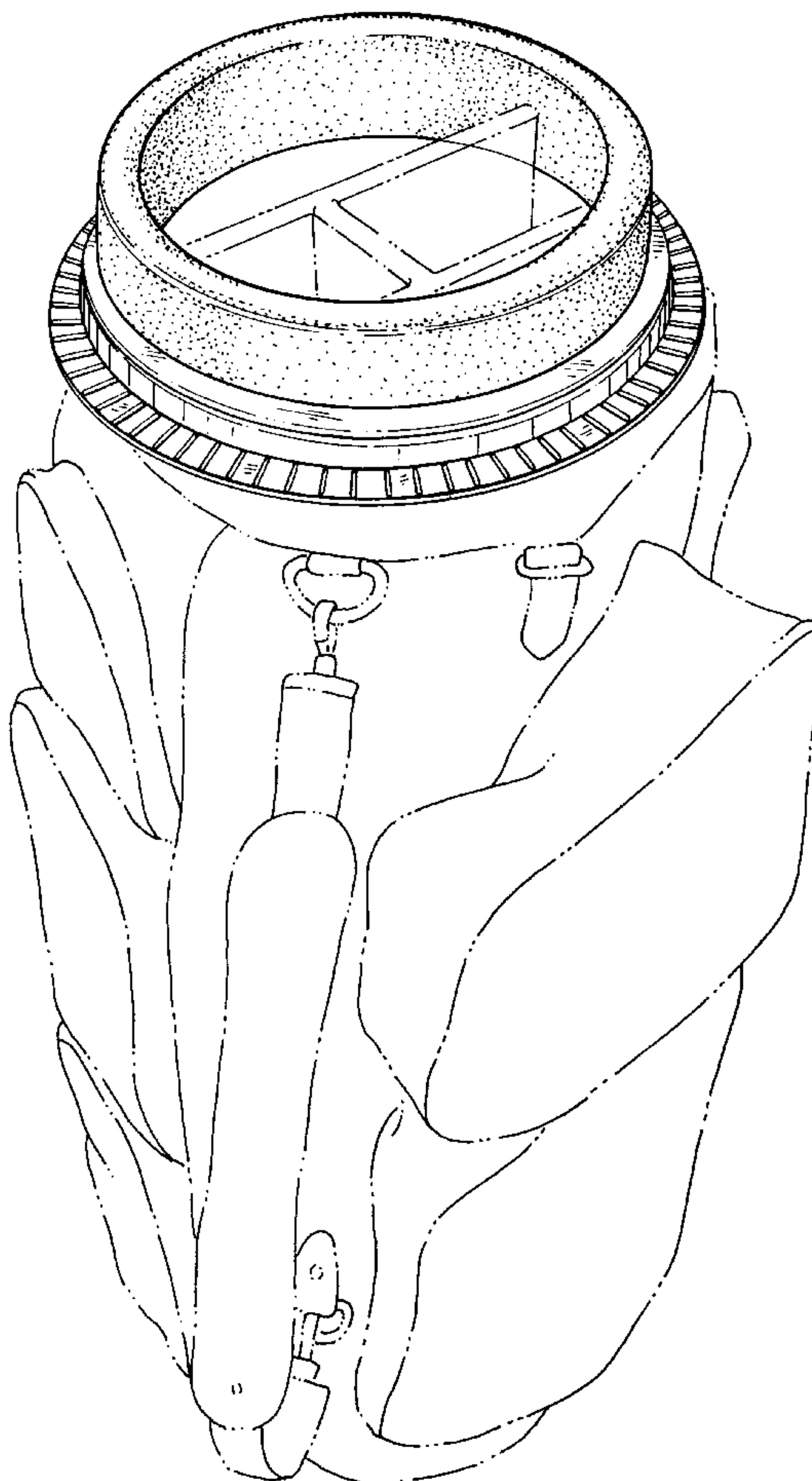
FIG. 1 is a top front perspective view of a golf bag top embodying my new design, with portions of the golf bag that are not part of the design being depicted in broken lines.

FIG. 2 is a top plan view of the golf bag top, with an interior portion of the golf bag that is not part of the design being depicted in broken lines; and,

FIG. 3 is a front elevational view of the golf bag top, which is identical to the left, right and rear elevational views thereof.

Portions of the golf bag top not shown in the drawings or described in the specification form no part of the claimed design.

1 Claim, 2 Drawing Sheets



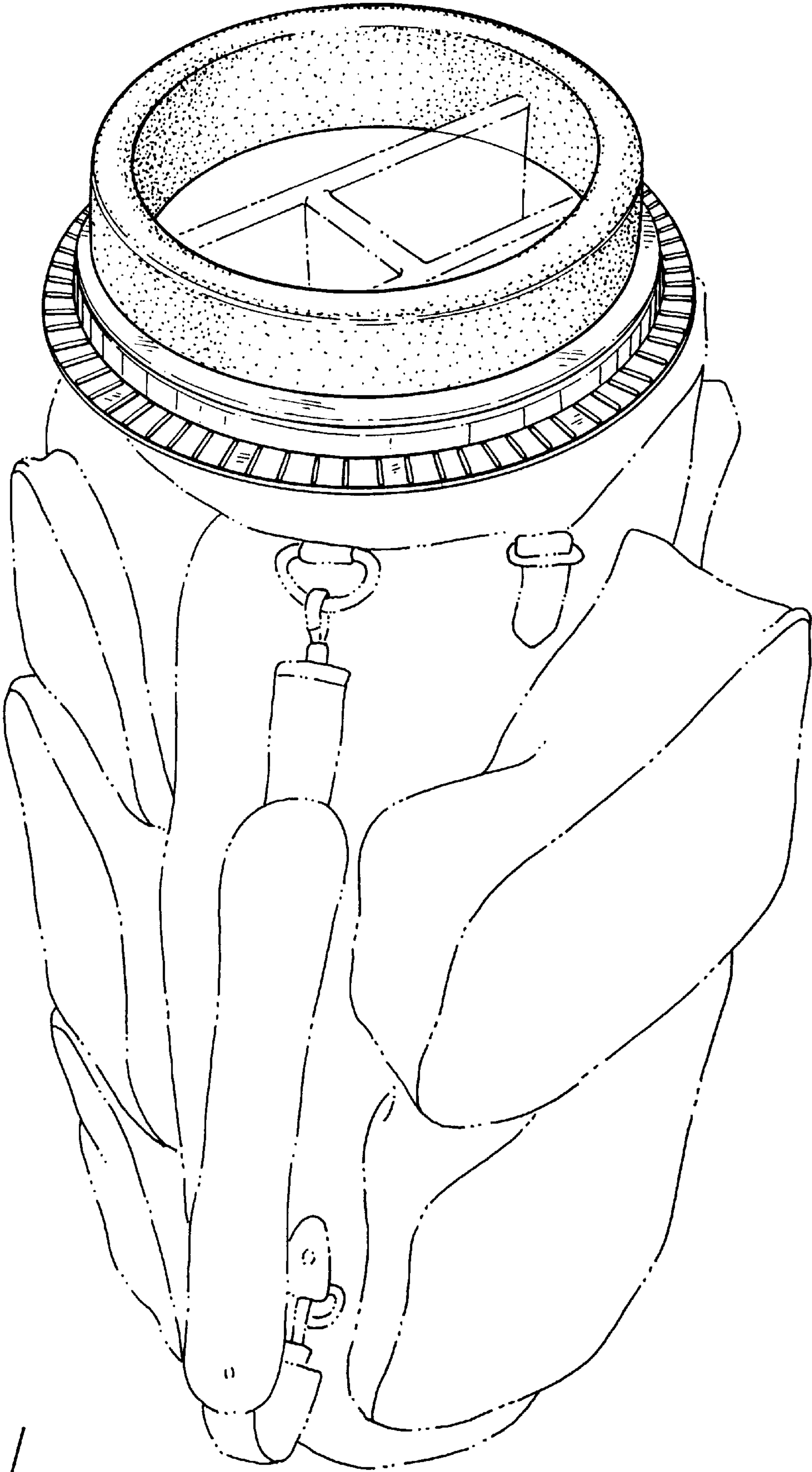


FIG. 1

FIG. 2

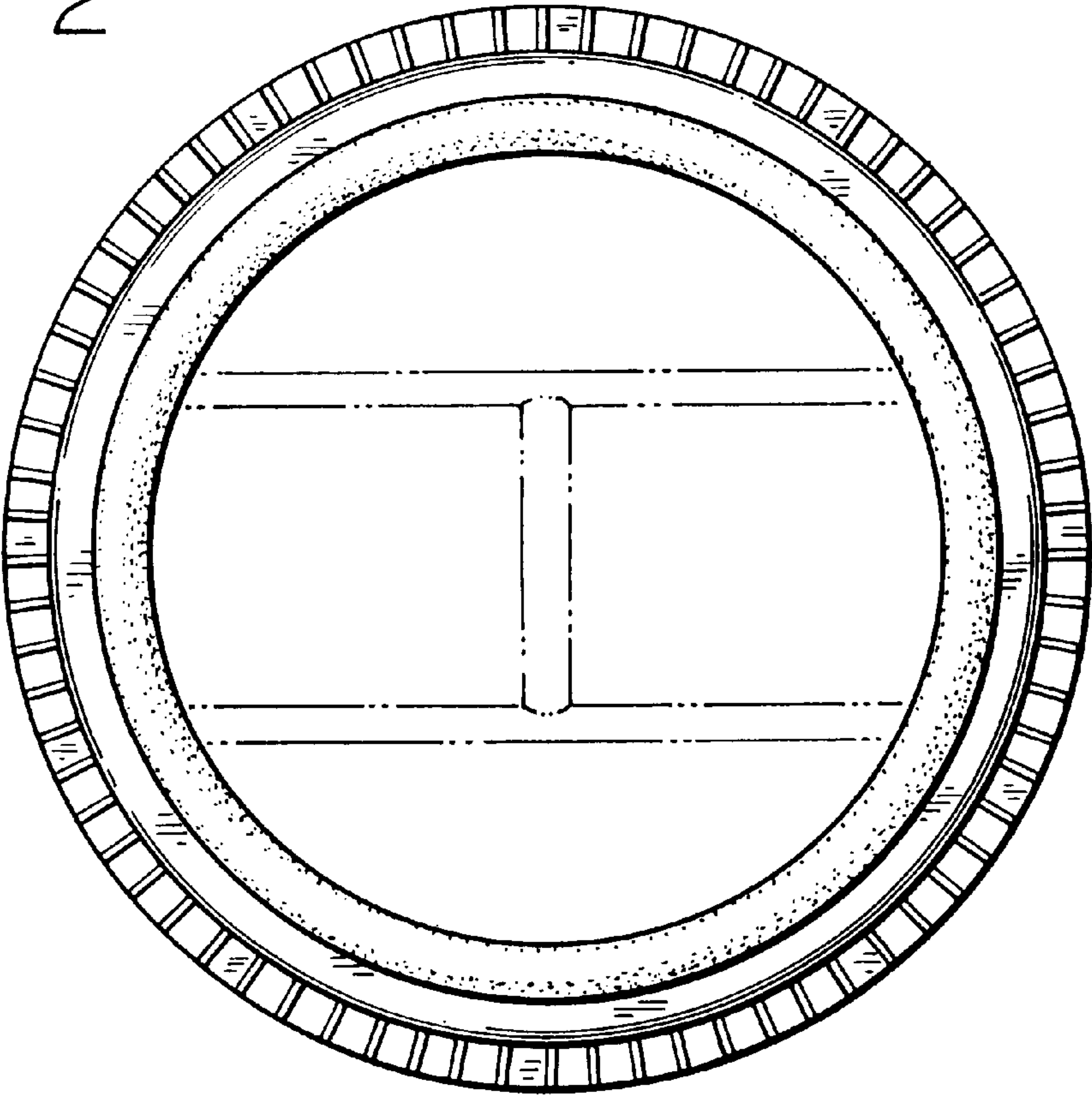


FIG. 3

