



US00D436727S

(12) **United States Design Patent**
Hsu

(10) **Patent No.:** **US D436,727 S**

(45) **Date of Patent:** **** Jan. 30, 2001**

(54) **EARRING KEEPER**

(76) **Inventor:** **Junior Julian Hsu, 3633 Palm Canyon,
Northbrook, IL (US) 60062**

(**) **Term:** **14 Years**

(21) **Appl. No.:** **29/120,668**

(22) **Filed:** **Mar. 24, 2000**

(51) **LOC (7) Cl.** **03-01**

(52) **U.S. Cl.** **D3/294; D3/903**

(58) **Field of Search** **D3/273, 272, 294,
D3/293; 206/6.1, 495, 566, 472, 565, 563**

(56) **References Cited**

U.S. PATENT DOCUMENTS

D. 266,115	*	9/1982	Glenn, Sr. et al.	D3/903
D. 317,380	*	6/1991	Snyder	D3/903
D. 328,671	*	8/1992	Edgett	D3/903
D. 335,768	*	5/1993	Romo	D3/903
D. 348,155	*	6/1994	McCreary et al.	D3/902
D. 393,542	*	4/1998	Thompson	D3/902
4,420,084	*	12/1983	Whelan	206/566

4,735,246 * 4/1988 Niehaus 206/566

4,978,001 * 12/1990 Nelson 206/6.1

5,069,332 * 12/1991 Williams et al. 206/6.1

5,141,300 * 8/1992 Ciesla 206/566

* cited by examiner

Primary Examiner—Philip S. Hyder

(74) *Attorney, Agent, or Firm*—Dougherty & Troxell

(57) **CLAIM**

The ornamental design for an earring keeper, as shown and described.

DESCRIPTION

FIG. 1 is a perspective view of an earring keeper showing my design;

FIG. 2 is a front elevation view thereof;

FIG. 3 is a rear elevation view thereof;

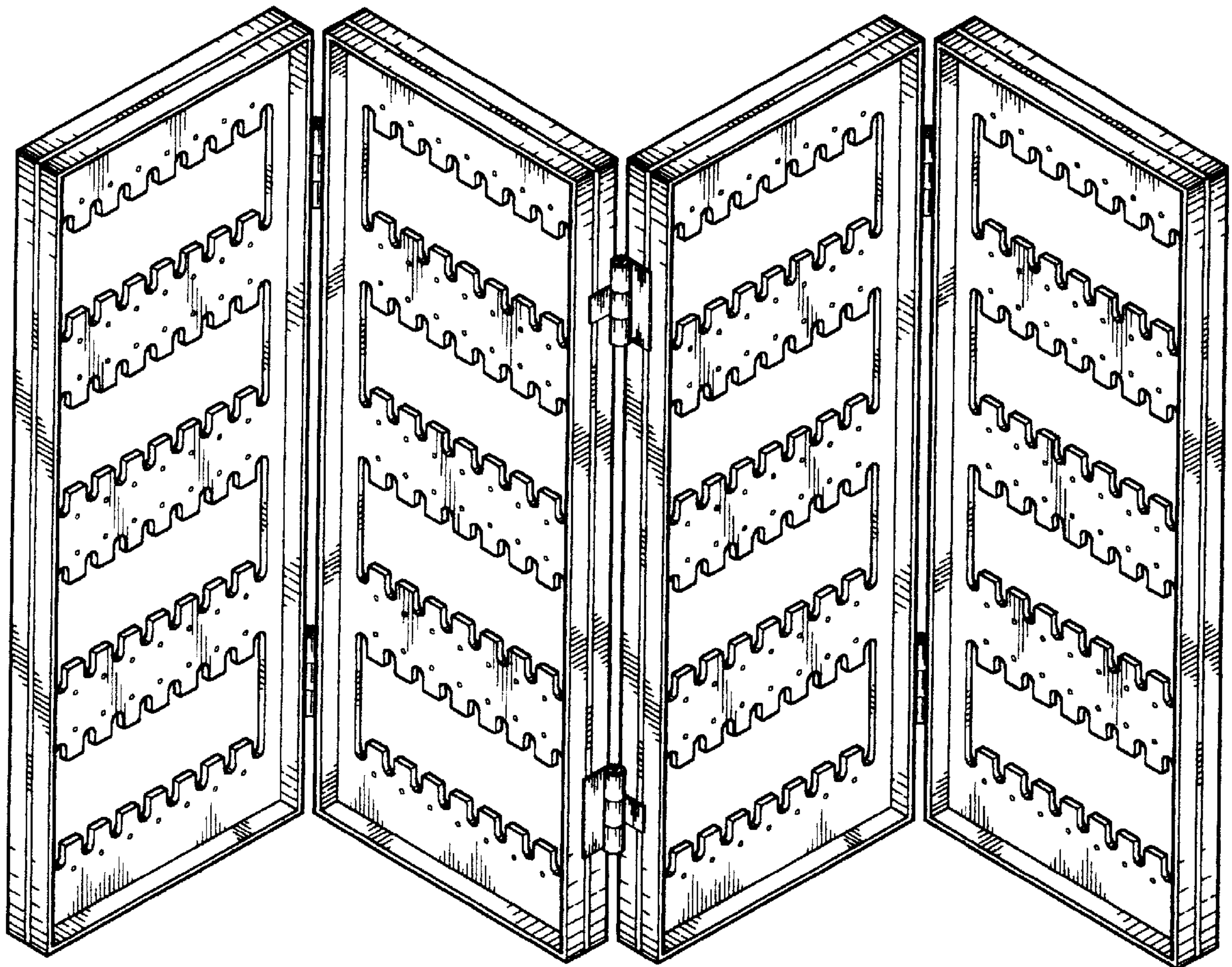
FIG. 4 is a left side elevation view thereof;

FIG. 5 is a right side elevation view thereof;

FIG. 6 is a top plan view thereof; and,

FIG. 7 is a bottom plan view thereof.

1 Claim, 5 Drawing Sheets



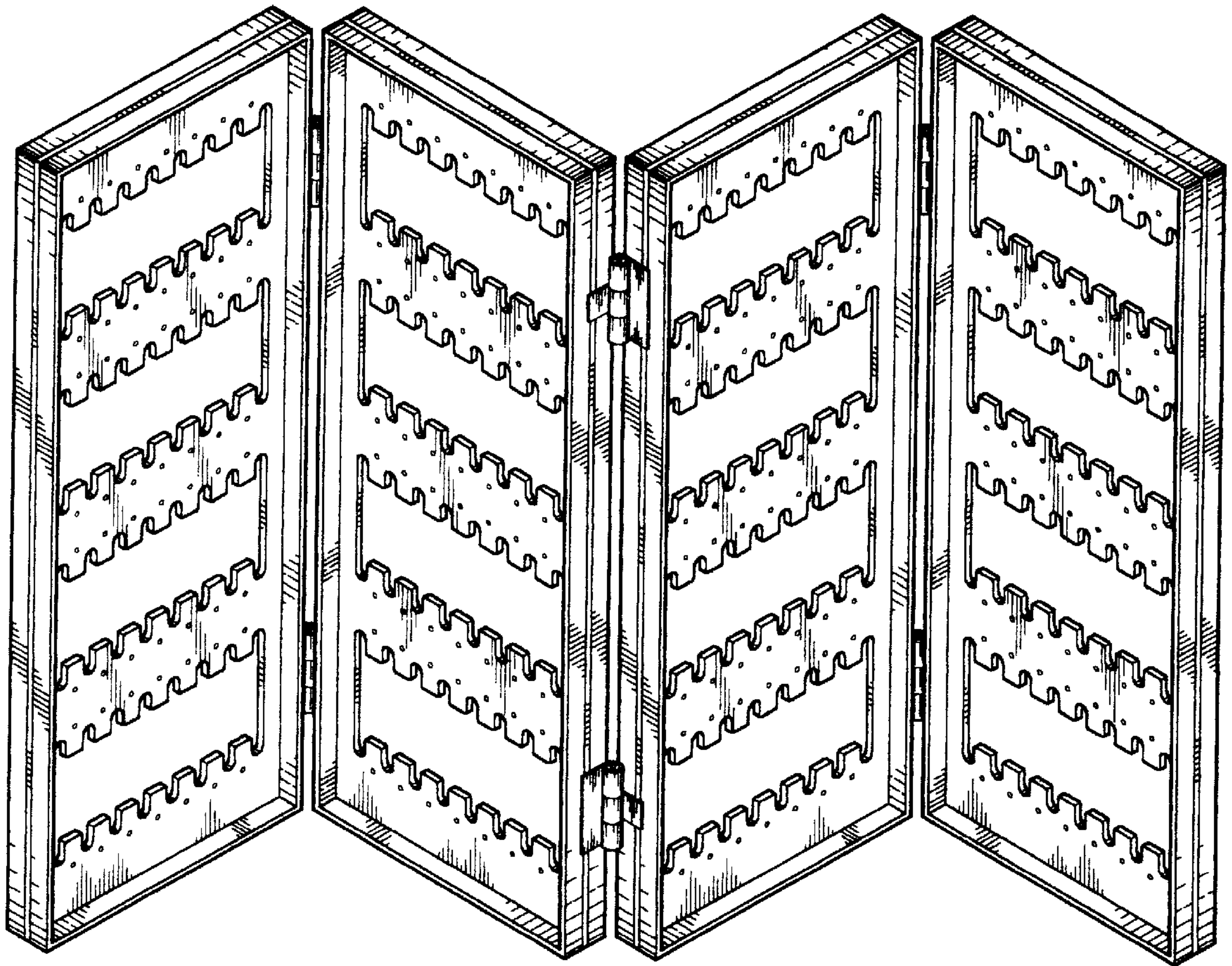


FIG. 1




FIG. 2




FIG. 3

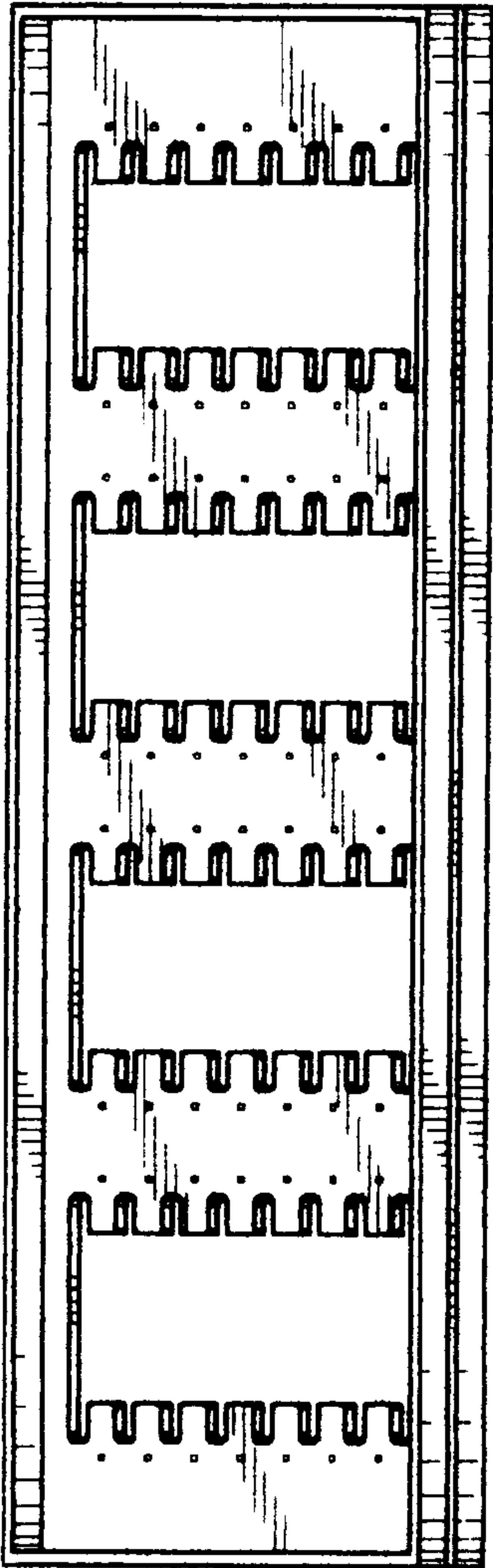


FIG. 4

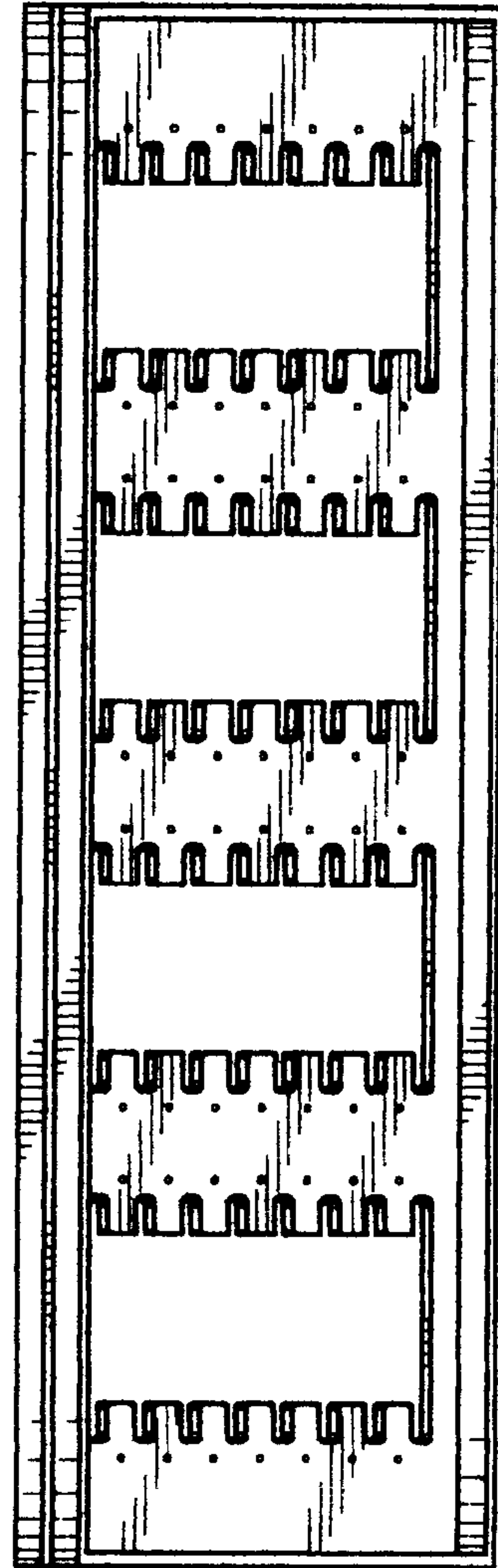


FIG. 5

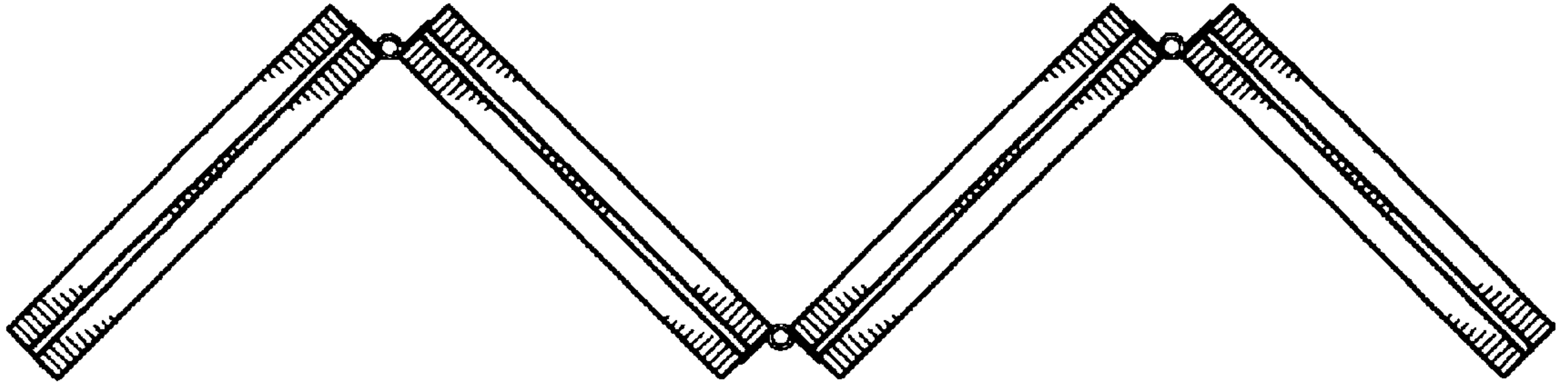


FIG. 6

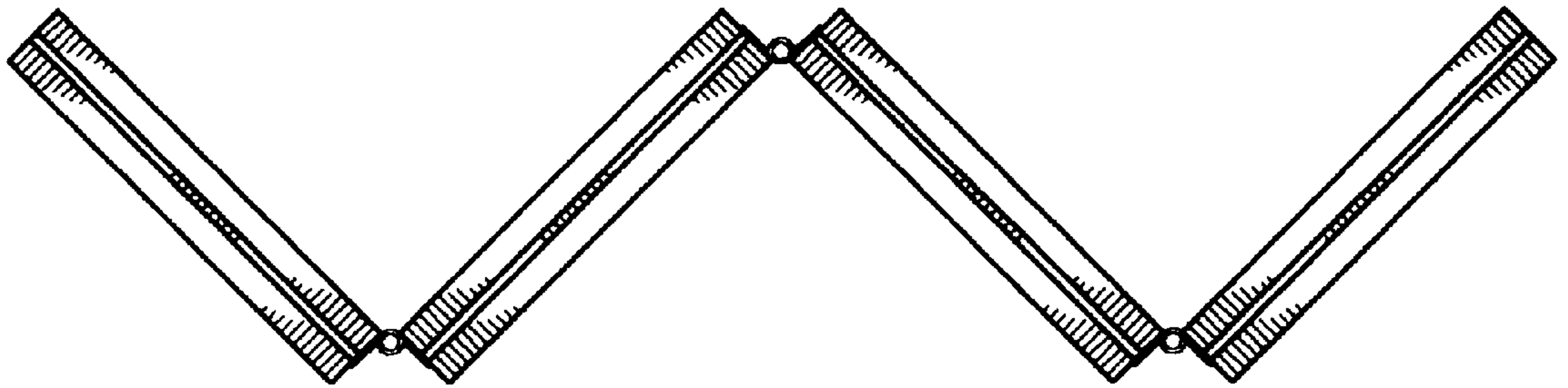


FIG. 7