



US00D436725S

(12) **United States Design Patent**
Rogers

(10) **Patent No.:** **US D436,725 S**

(45) **Date of Patent:** **** Jan. 30, 2001**

(54) **CONTAINER**

(76) Inventor: **Graham Rogers**, Room 618, Star House, 3 Salisbury Road, Tsimshatsui, Kowloon (HK)

(**) Term: **14 Years**

(21) Appl. No.: **29/111,015**

(22) Filed: **Sep. 21, 1999**

(30) **Foreign Application Priority Data**

Mar. 22, 1999 (GB) 2082212

(51) **LOC (7) Cl.** **03-01**

(52) **U.S. Cl.** **D3/265**

(58) **Field of Search** D3/215, 219, 265; 206/5, 5.1, 6, 249, 250, 811; D27/189, 186, 188, 185; D9/314, 307

(56) **References Cited**

U.S. PATENT DOCUMENTS

- D. 396,747 * 8/1998 Cheung D3/265
- D. 400,009 * 10/1998 Conway D3/265
- D. 406,696 * 3/1999 Conway D3/265
- D. 407,217 * 3/1999 Janedis D3/265
- D. 410,764 * 6/1999 Wilson D27/186 X
- D. 414,892 * 10/1999 Chen D27/188

OTHER PUBLICATIONS

Sundance Jewelry Catalog, Aluminum Eyeglass Holder, Jun. 1997, p. 23.*

* cited by examiner

Primary Examiner—Louis S. Zarfes

Assistant Examiner—Catherine R. Oliver

(74) *Attorney, Agent, or Firm*—Burns, Doane, Swecker & Mathis, L.L.P.

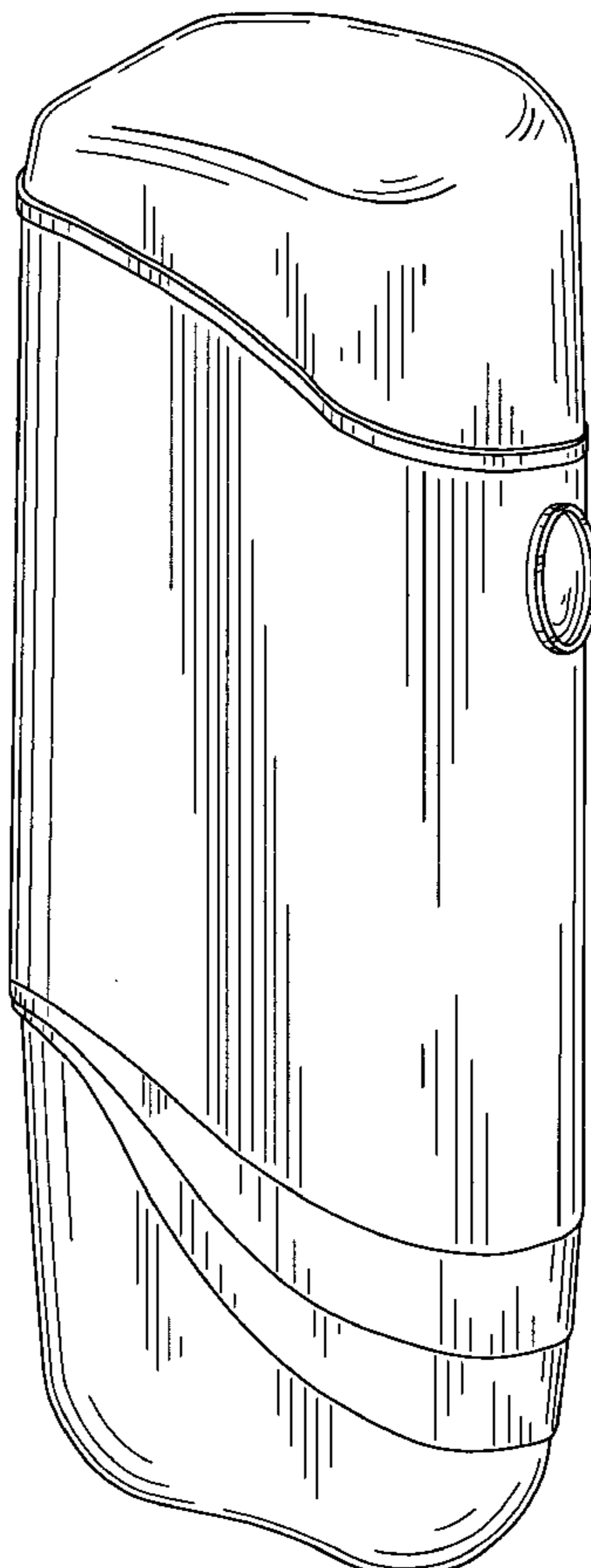
(57) **CLAIM**

The ornamental design for a “container”, as shown and described.

DESCRIPTION

FIG. 1 is a perspective view with the top open of a “container” showing my design;
 FIG. 2 is a perspective view thereof with the top closed;
 FIG. 3 is a top plan view thereof;
 FIG. 4 is a bottom plan view thereof;
 FIG. 5 is a left side view in elevation thereof;
 FIG. 6 is a front view thereof;
 FIG. 7 is a rear view thereof; and,
 FIG. 8 is a right side view in elevation thereof.

1 Claim, 5 Drawing Sheets



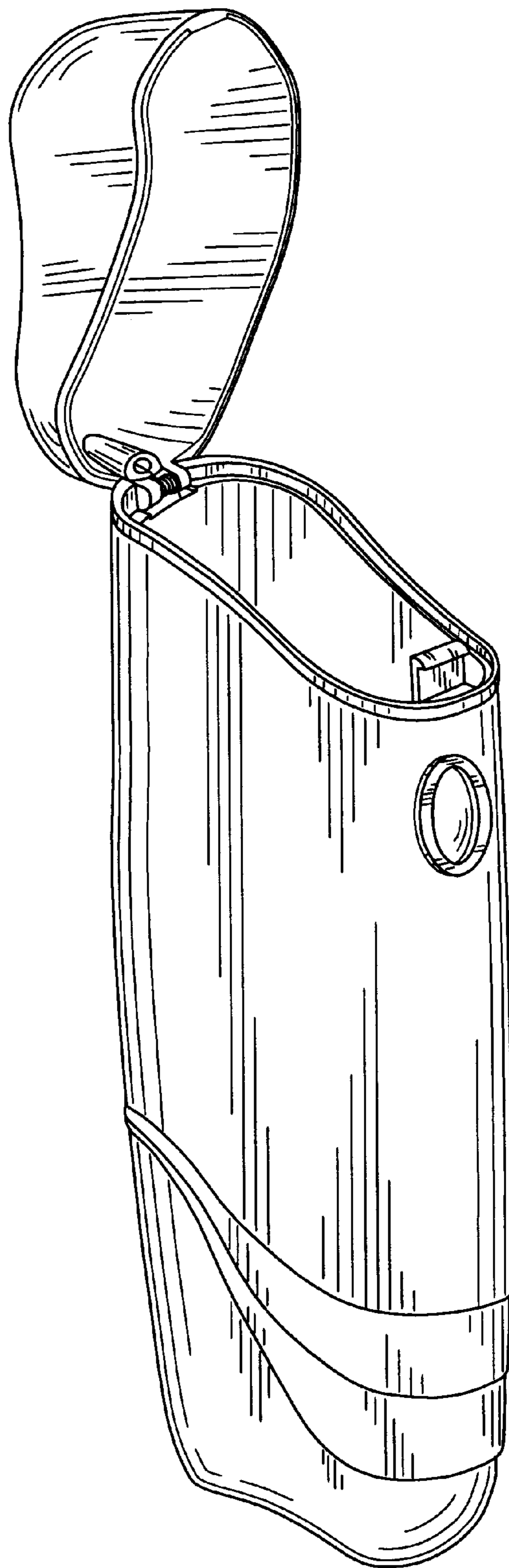


FIG. 1

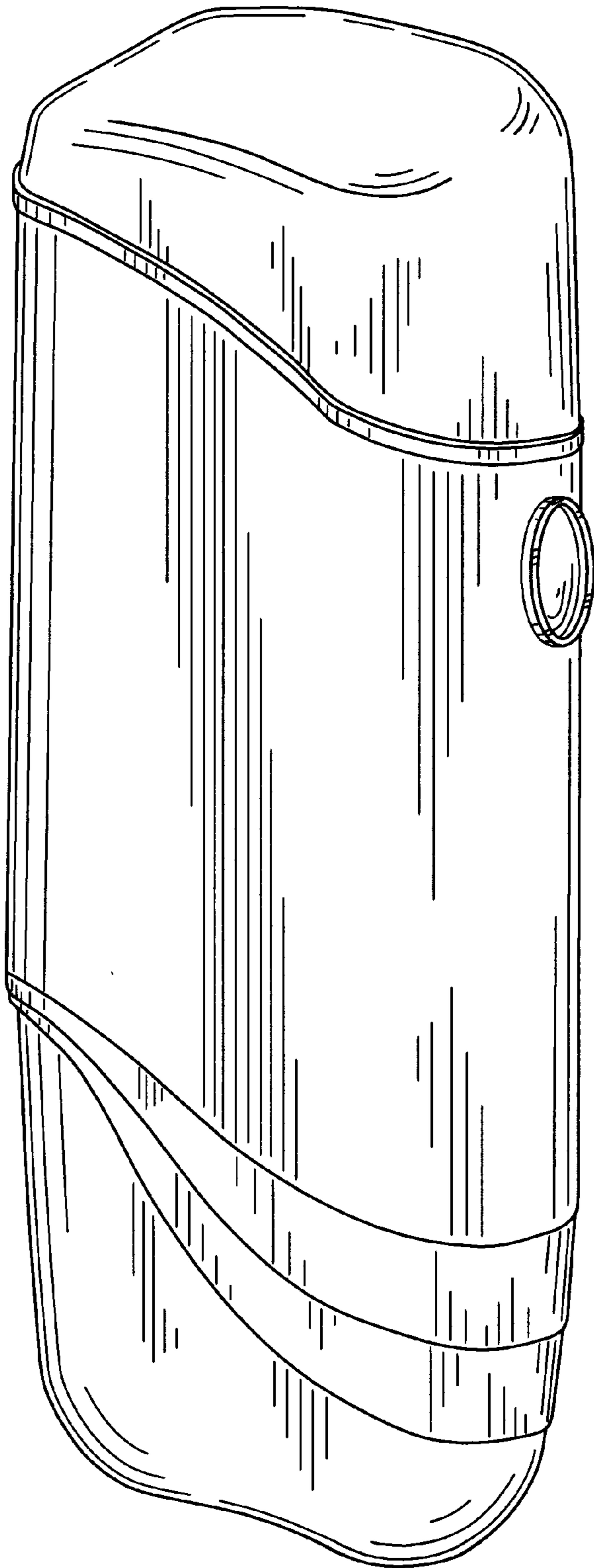


FIG. 2



FIG. 3




FIG. 4

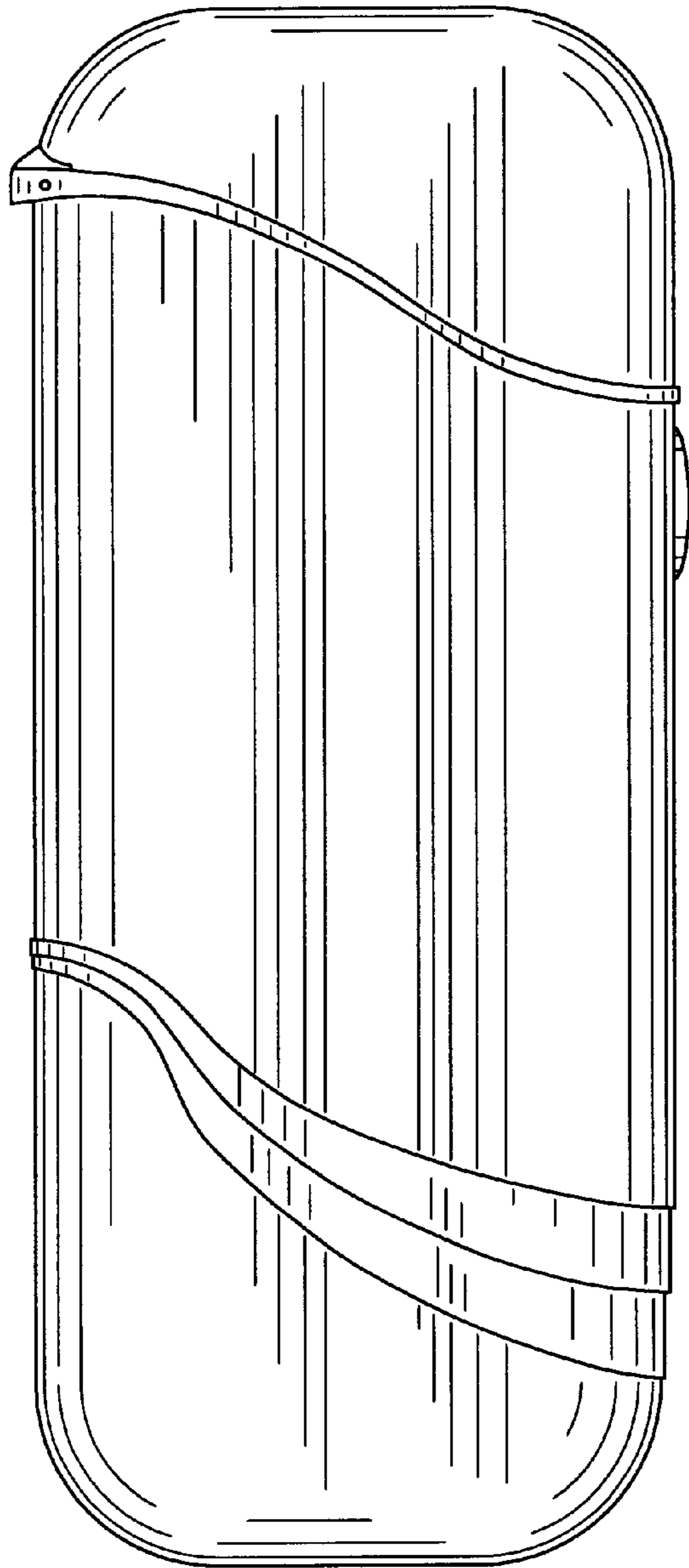


FIG. 5




FIG. 6

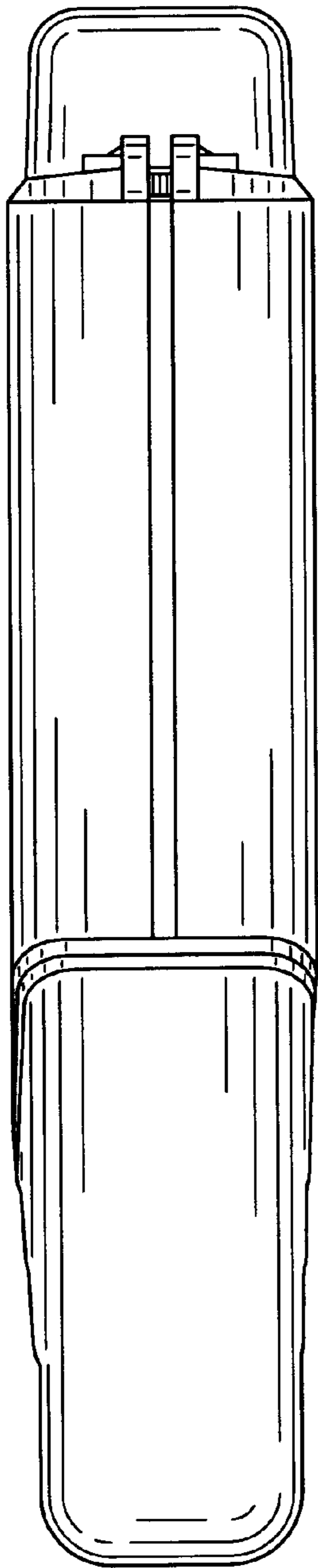


FIG. 7

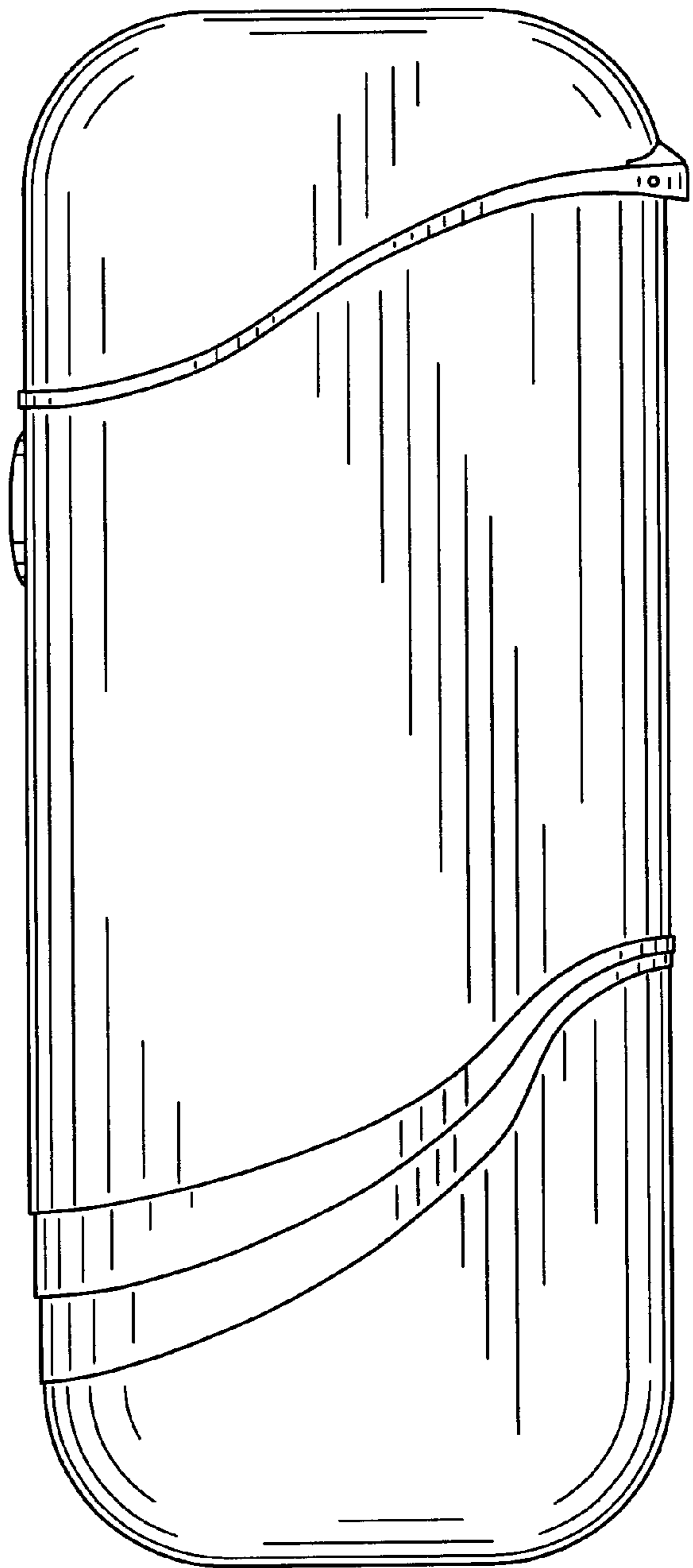


FIG. 8