



US00D436718S

(12) **United States Design Patent**
Patterson et al.

(10) **Patent No.:** **US D436,718 S**

(45) **Date of Patent:** **** Jan. 30, 2001**

(54) **ARCH PORTION OF A GOLF SHOE
OUTSOLE**

(75) Inventors: **Chad Patterson**, West Springfield; **Joel
A. Singer**, Quincy, both of MA (US)

(73) Assignee: **Spalding Sports Worldwide, Inc.**,
Chicopee, MA (US)

(**) Term: **14 Years**

(21) Appl. No.: **29/105,465**

(22) Filed: **May 26, 1999**

(51) **LOC (7) Cl.** **02-04**

(52) **U.S. Cl.** **D2/956; D2/946; D2/947;**
D2/954

(58) **Field of Search** D2/897, 902, 946,
D2/947, 954, 953, 956, 961; 36/113, 25 A,
59 C, 59 R

(56) **References Cited**

U.S. PATENT DOCUMENTS

- D. 380,289 * 7/1997 Sand D2/959
- D. 400,346 * 11/1998 Singer D2/959
- D. 401,739 * 12/1998 James D2/946

- D. 402,449 * 12/1998 Robinson et al. D2/951
- D. 403,147 12/1998 Erickson D2/962
- D. 405,246 * 2/1999 Singer D2/946
- D. 416,380 * 11/1999 Werman D2/959
- 1,098,232 * 5/1914 Decius 36/113
- 3,492,744 2/1970 Bernier et al. 36/59
- 3,559,308 2/1971 Bernier et al. 36/2.5
- 4,580,359 4/1986 Kurrash et al. 36/127

* cited by examiner

Primary Examiner—Celia Murphy

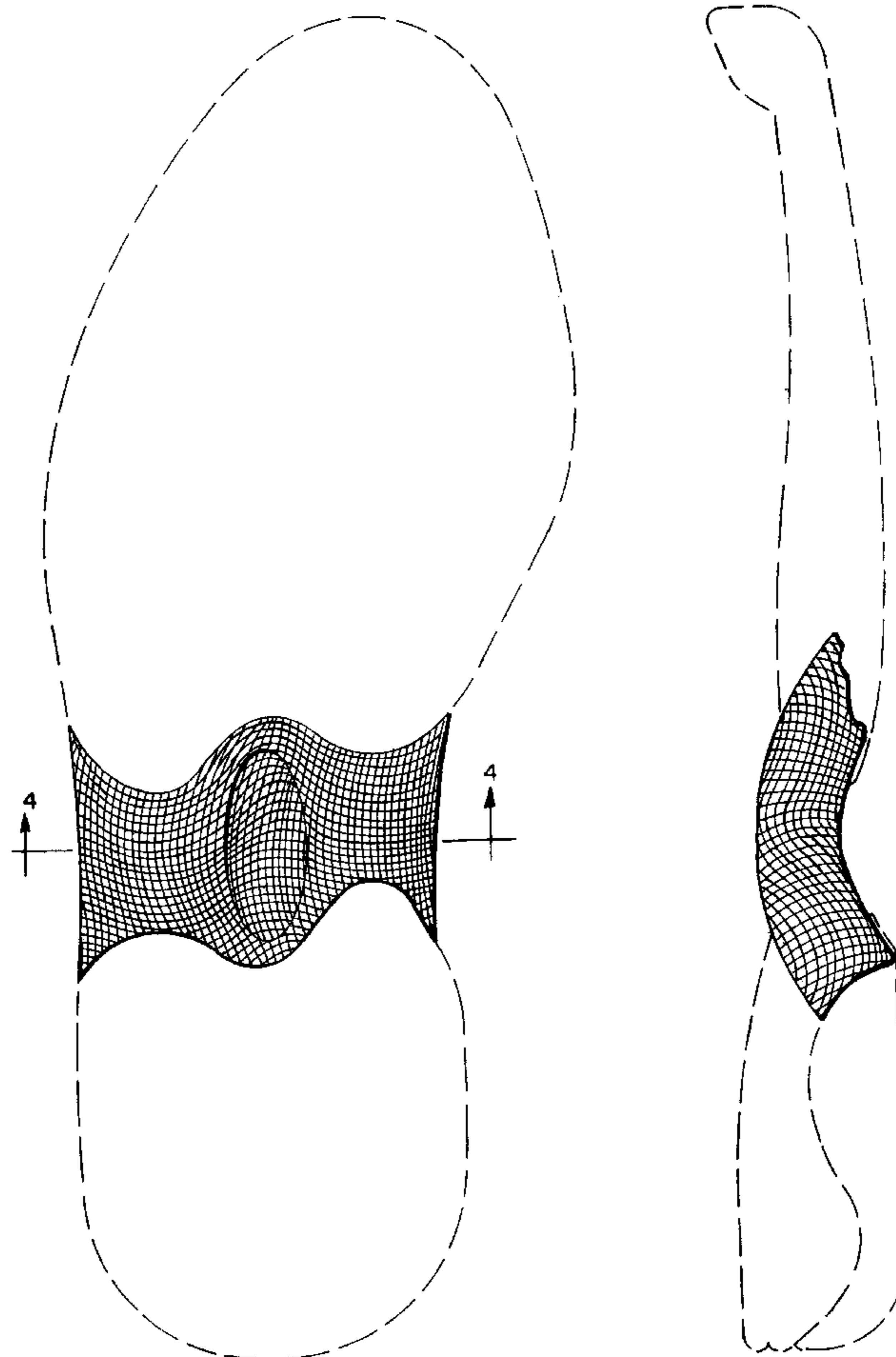
(57) **CLAIM**

The ornamental design for a arch portion of a golf shoe outsole, as shown and described.

DESCRIPTION

FIG. 1 is a bottom plan view of an arch portion of a golf shoe outsole showing our new design;
FIG. 2 is a left side elevational view thereof;
FIG. 3 is a right side elevational view thereof; and,
FIG. 4 is a sectional view taken on line 4—4 of FIG. 1.
The broken lines showing a shoe sole in FIGS. 1—3, and the cross section in FIG. 4 serve as environmental illustration and form no part of the claimed design.

1 Claim, 2 Drawing Sheets



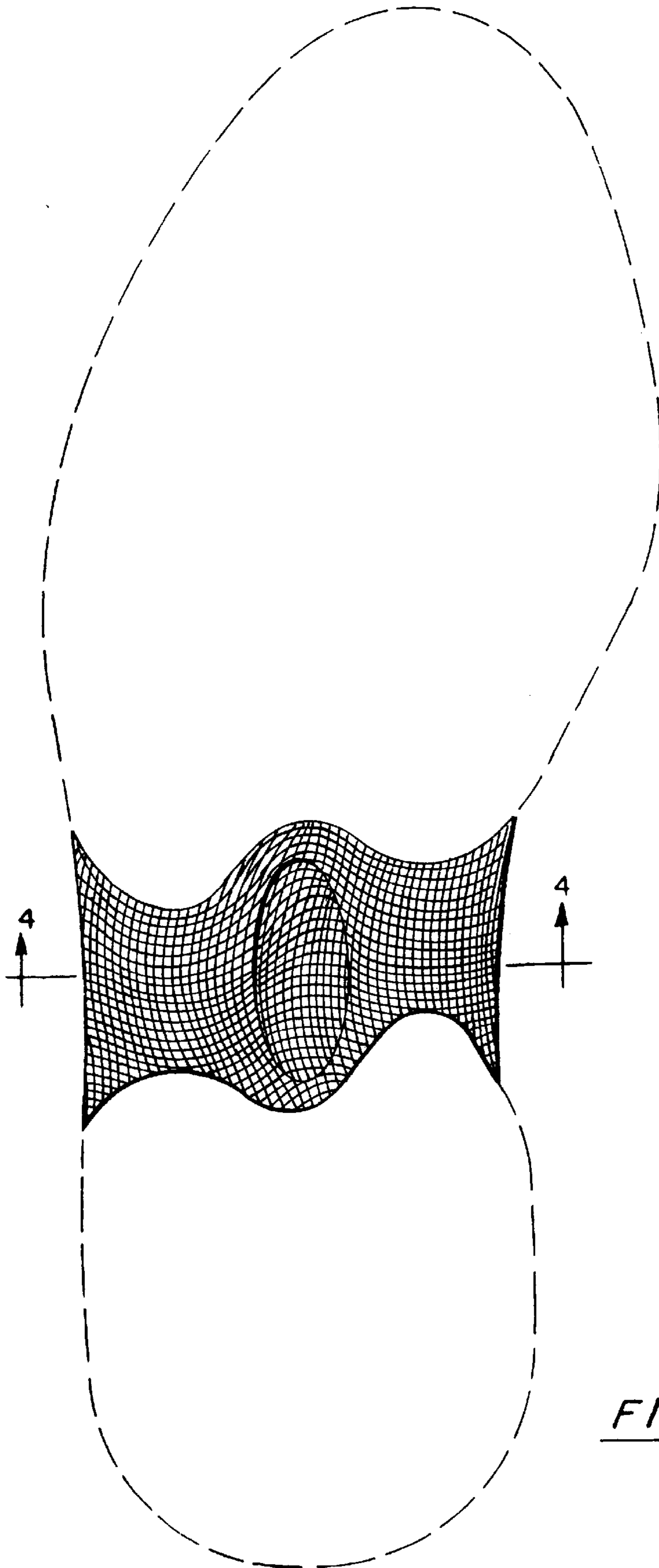


FIG. 1

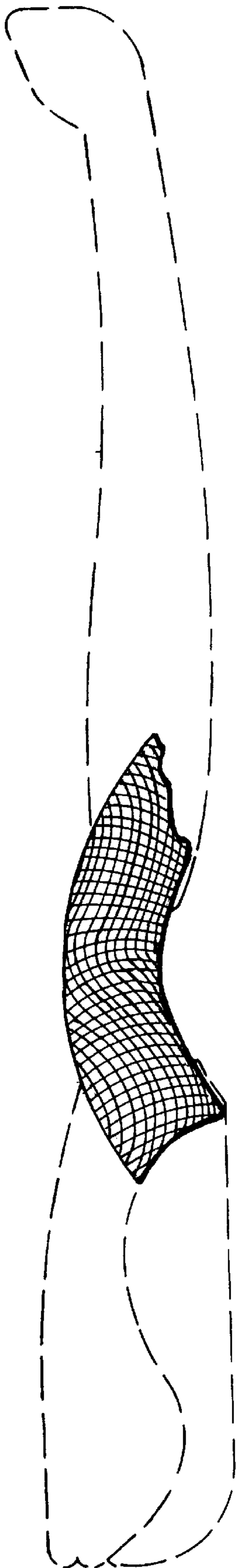


FIG. 2



FIG. 4




FIG. 3