



US00D436716S

(12) **United States Design Patent**  
**Mateu**

(10) **Patent No.:** **US D436,716 S**

(45) **Date of Patent:** **\*\* Jan. 30, 2001**

(54) **BOOT FOR ROLLER SKATING**

(75) Inventor: **Christophe Mateu, Cres (FR)**

(73) Assignee: **Holy International, Societe Anonyme, Craponne (FR)**

(\*\*) Term: **14 Years**

(21) Appl. No.: **29/116,982**

(22) Filed: **Jan. 13, 2000**

**Related U.S. Application Data**

(62) Division of application No. 29/092,434, filed on Aug. 19, 1998, now Pat. No. Des. 425,954.

(30) **Foreign Application Priority Data**

Feb. 20, 1998 (FR) ..... 98 1198

(51) **LOC (7) Cl.** ..... **02-04**

(52) **U.S. Cl.** ..... **D2/904**

(58) **Field of Search** ..... D2/904, 902; 36/117.1-117.9,  
36/114, 115, 11.19, 11.2, 11.22, 11.27,  
843, 841

(56) **References Cited**

**U.S. PATENT DOCUMENTS**

- D. 377,858 \* 2/1997 Edauw et al. .... D2/904
- D. 423,949 \* 6/2000 Barret ..... D2/970
- 3,190,015 \* 6/1965 Binder et al. .... 36/117.3

**OTHER PUBLICATIONS**

Austria Export publication, p. 4, Koflach models, Dec. 1959.\*

Austria export publication, p. 37, Racing Boot Super, Dec. 1959.\*

\* cited by examiner

*Primary Examiner*—Louis S. Zarfes

(74) *Attorney, Agent, or Firm*—Mathews, Collins, Shepherd & Gould P.A.

(57) **CLAIM**

The ornamental design for a boot for roller skating, as shown and described.

**DESCRIPTION**

FIG. 1 is a top, front and side perspective view of a boot for roller skating showing my new design;  
 FIG. 2 is a side elevational view thereof;  
 FIG. 3 is a side elevational view thereof, from the side opposite that shown in FIG. 2;  
 FIG. 4 is a front elevational view thereof;  
 FIG. 5 is a rear elevational view thereof;  
 FIG. 6 is a top perspective view thereof;  
 FIG. 7 is a top, front and side perspective view thereof, with the tongue being in an opened position;  
 FIG. 8 is a top perspective view thereof, with the tongue being in an opened position; and,  
 FIG. 9 is a bottom perspective view thereof.

**1 Claim, 9 Drawing Sheets**






FIG. 1




FIG. 2




FIG. 3



FIG. 4



FIG. 5

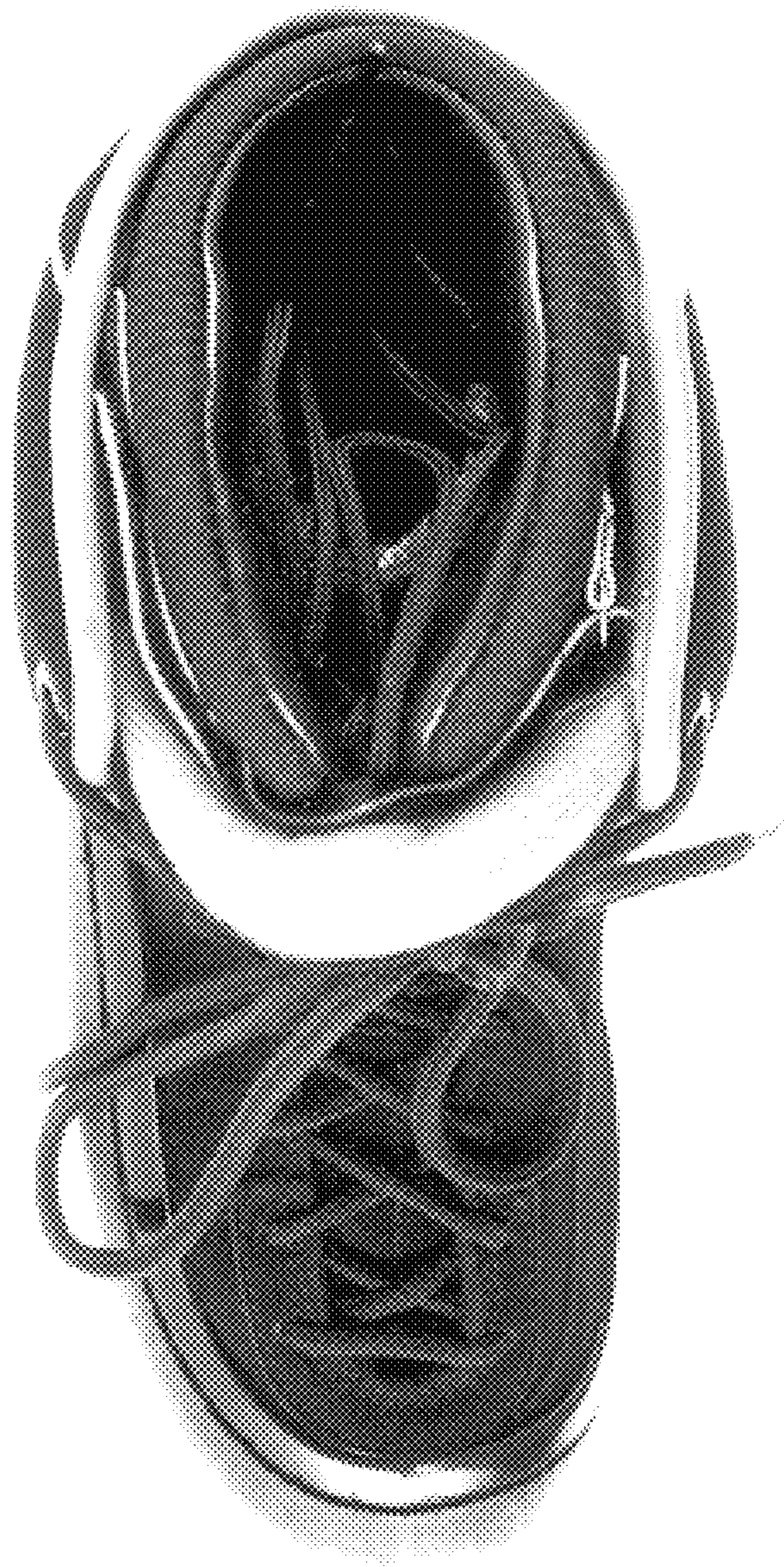


FIG. 6



**FIG. 7**






FIG. 8



FIG. 9