



US00D436713S

(12) **United States Design Patent**
Doolittle

(10) **Patent No.:** **US D436,713 S**

(45) **Date of Patent:** **** Jan. 30, 2001**

(54) **THERMAL UNDERWEAR**

(76) **Inventor:** **Nancy L Doolittle, HC1 Box 1132-M,
Payson, AZ (US) 85541**

(**) **Term:** **14 Years**

(21) **Appl. No.:** **29/107,914**

(22) **Filed:** **Jul. 15, 1999**

(51) **LOC (7) Cl.** **02-02**

(52) **U.S. Cl.** **D2/742**

(58) **Field of Search** **D2/700, 704, 712,
D2/713, 714, 731, 742, 743; 2/69, 20, 78.1,
79, 400, 403, 404, 227, 228**

(56) **References Cited**

U.S. PATENT DOCUMENTS

D. 279,042	*	6/1985	Aquilina et al.	D2/743
367,719	*	8/1887	Lindaur	2/227
D. 413,008	*	8/1999	Fujii et al.	D2/742
2,003,683	*	6/1935	Foodem	2/227
4,470,156	*	9/1984	Duerbeck et al.	2/227
4,494,250	*	1/1985	Sheppard et al.	2/227
4,843,654	*	7/1989	March	2/227
4,850,056	*	7/1989	Gardner et al.	2/227

4,914,756	*	4/1990	Grassick	2/227
5,343,564	*	9/1994	Reynolds et al.	2/70
5,630,232	*	5/1997	Miller et al.	2/404

* cited by examiner

Primary Examiner—Celia Murphy

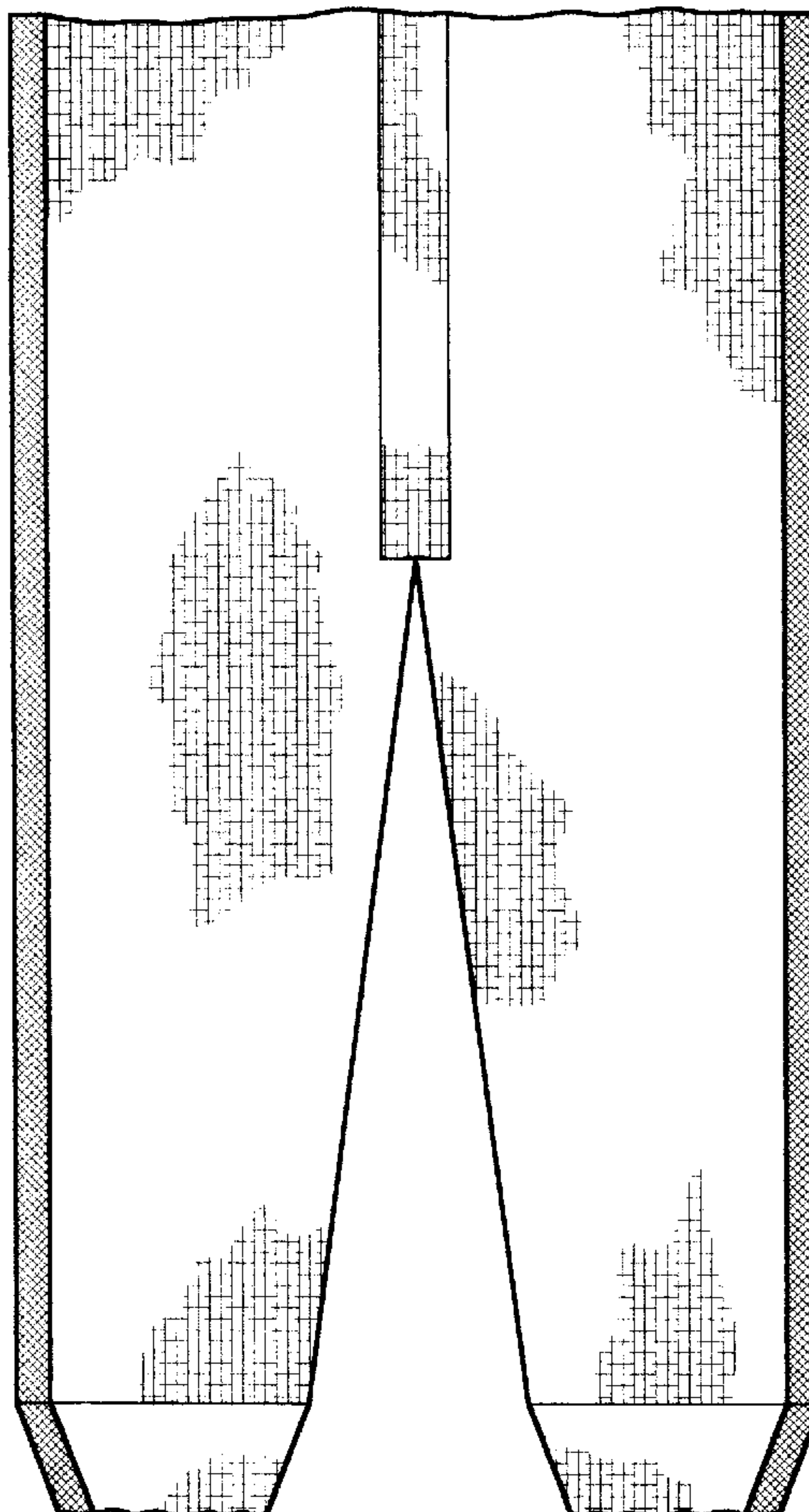
(57) **CLAIM**

The ornamental design for a thermal underwear, as shown and described.

DESCRIPTION

FIG. 1 is a front elevational view of the thermal underwear of the present invention;
 FIG. 2 is a rear elevational view of the thermal underwear of FIG. 1;
 FIG. 3 is a left side elevational view of the thermal underwear of FIG. 1;
 FIG. 4 is a right side elevational view of the thermal underwear of FIG. 1;
 FIG. 5 is a top plan view of the thermal underwear of FIG. 1; and,
 FIG. 6 is a bottom plan view of the thermal underwear of FIG. 1.

1 Claim, 2 Drawing Sheets



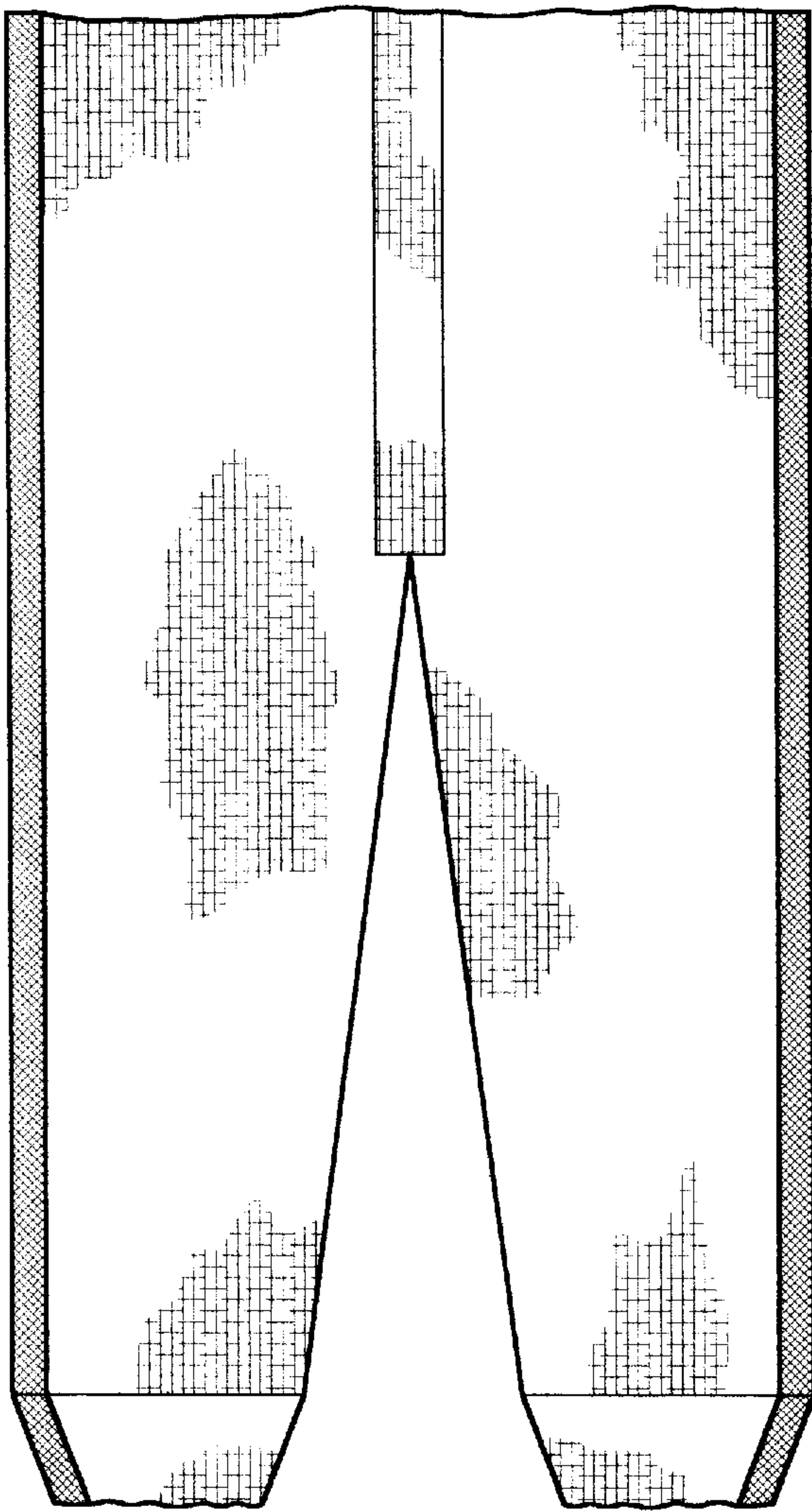


FIG. 1

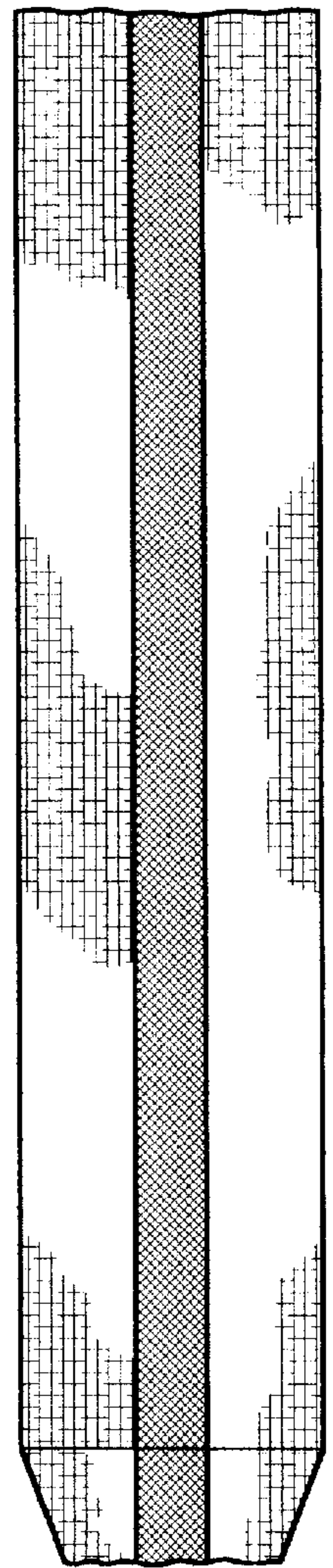


FIG. 4

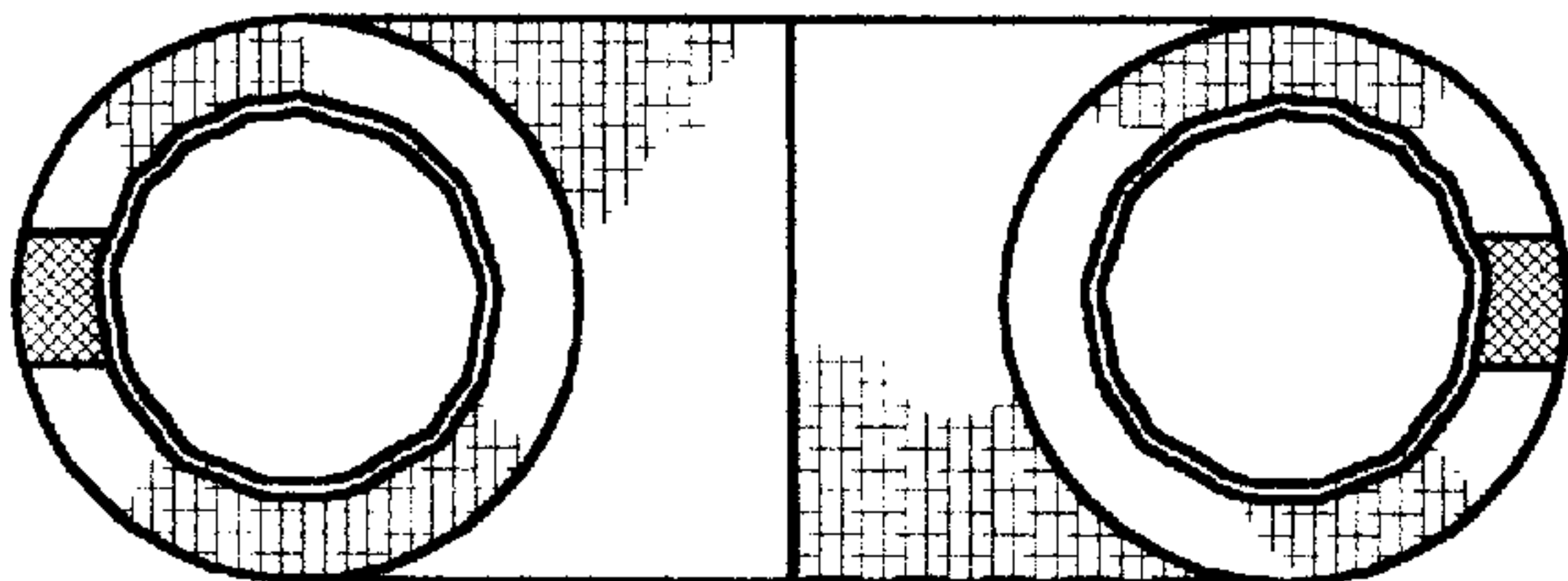


FIG. 6

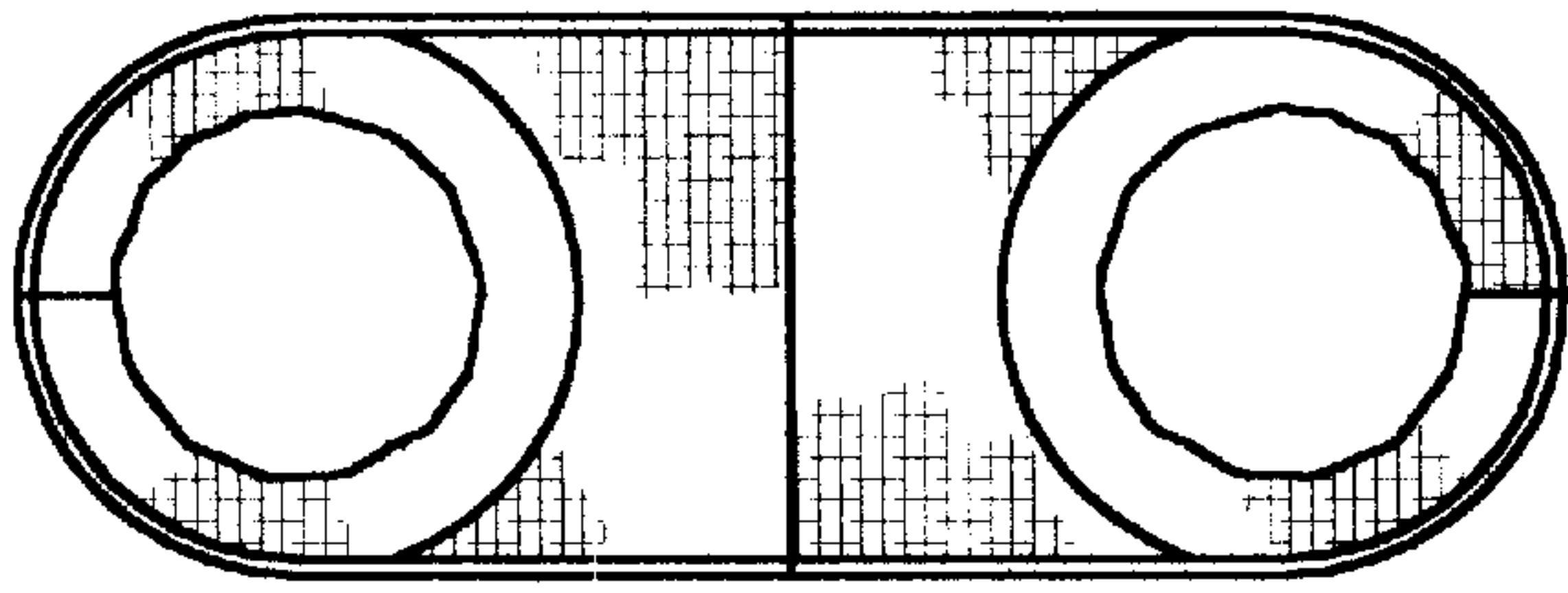


FIG. 5




FIG. 2

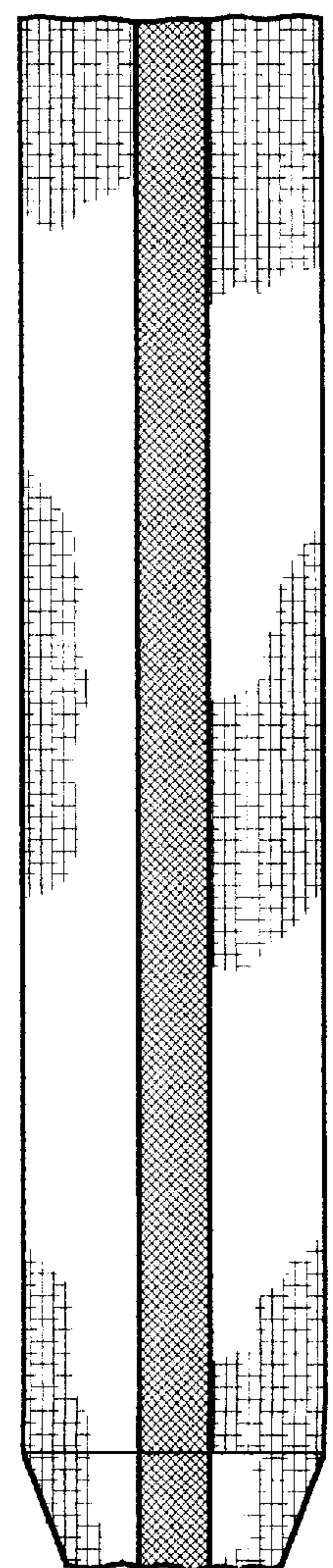


FIG. 3