



US00D436704S

(12) **United States Design Patent**
Stützer et al.

(10) **Patent No.:** **US D436,704 S**

(45) **Date of Patent:** **** Jan. 23, 2001**

(54) **STEAM IRON**

(75) **Inventors:** **Franz Alban Stützer**, Offenbach;
Klaus Försterling, Seligenstadt, both of
(DE)

(73) **Assignee:** **Rowenta-Werke GmbH**, Offenbach
a.M. (DE)

(**) **Term:** **14 Years**

(21) **Appl. No.:** **29/109,600**

(22) **Filed:** **Aug. 18, 1999**

(30) **Foreign Application Priority Data**

Feb. 18, 1999 (DE) 4 99 01 579

(51) **LOC (7) Cl.** **07-05**

(52) **U.S. Cl.** **D32/70**

(58) **Field of Search** D32/68, 70, 71,
D32/72, 69; 38/69, 74, 75, 77.1-77.9; 219/245,
254, 246, 247

(56) **References Cited**

U.S. PATENT DOCUMENTS

- D. 302,061 * 7/1989 Barrault D32/70
- D. 309,516 * 7/1990 Klok D32/70
- D. 310,439 * 9/1990 Klok D32/70
- D. 335,010 * 4/1993 Vildosola D32/68
- D. 343,933 * 2/1994 Nitsch D32/70
- D. 362,944 * 10/1995 Sham et al. D32/70

- D. 365,899 * 1/1996 Wai D32/70
- D. 367,138 * 2/1996 Laborda D32/70
- D. 369,890 * 5/1996 Reibl D32/70
- D. 373,872 * 9/1996 Sham D32/70
- D. 374,322 * 10/1996 Maeda et al. D32/70
- D. 374,956 * 10/1996 Hsu D32/70
- D. 376,234 * 12/1996 Hensel et al. D32/70
- D. 388,920 * 1/1998 Nitsch D32/70
- D. 389,967 * 1/1998 Hensel et al. D32/70
- D. 406,933 * 3/1999 Leverrier D32/70
- D. 409,807 * 5/1999 Kondo D32/70

* cited by examiner

Primary Examiner—Cynthia E Ramirez

(74) *Attorney, Agent, or Firm*—Cohen, Pontani, Lieberman
& Pavane

(57) **CLAIM**

The ornamental design for a steam iron, as shown.

DESCRIPTION

FIG. 1 is a front perspective view of the steam iron of the present invention;

FIG. 2 is a rear perspective view thereof;

FIG. 3 is a right side view thereof;

FIG. 4 is a left side view thereof;

FIG. 5 is a front elevational view thereof;

FIG. 6 is a rear elevation view thereof;

FIG. 7 is a top view thereof; and,

FIG. 8 is a bottom view thereof.

1 Claim, 2 Drawing Sheets






Fig. 1




Fig. 2




Fig. 3




Fig. 4




Fig. 5

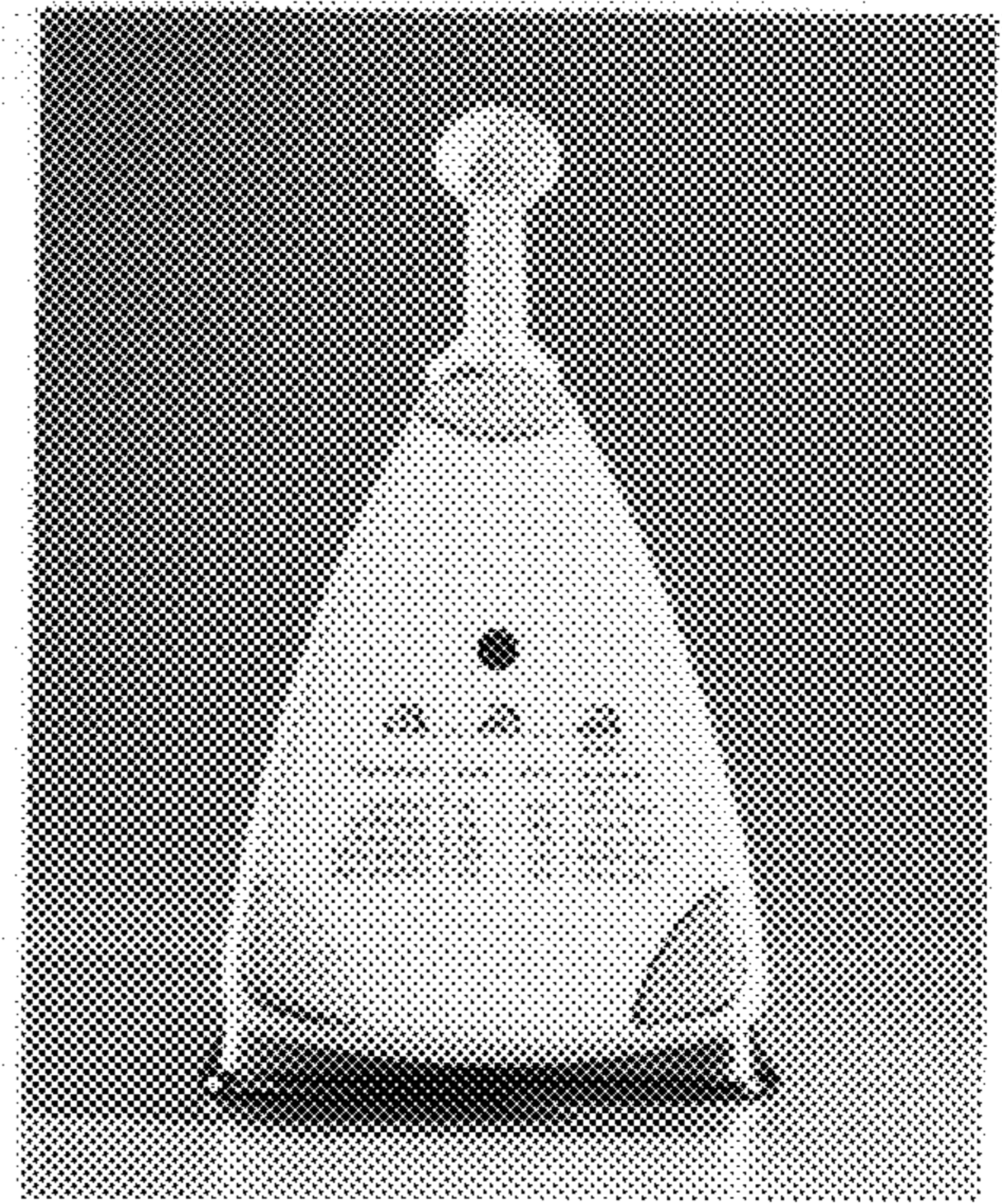


Fig. 6




Fig. 7

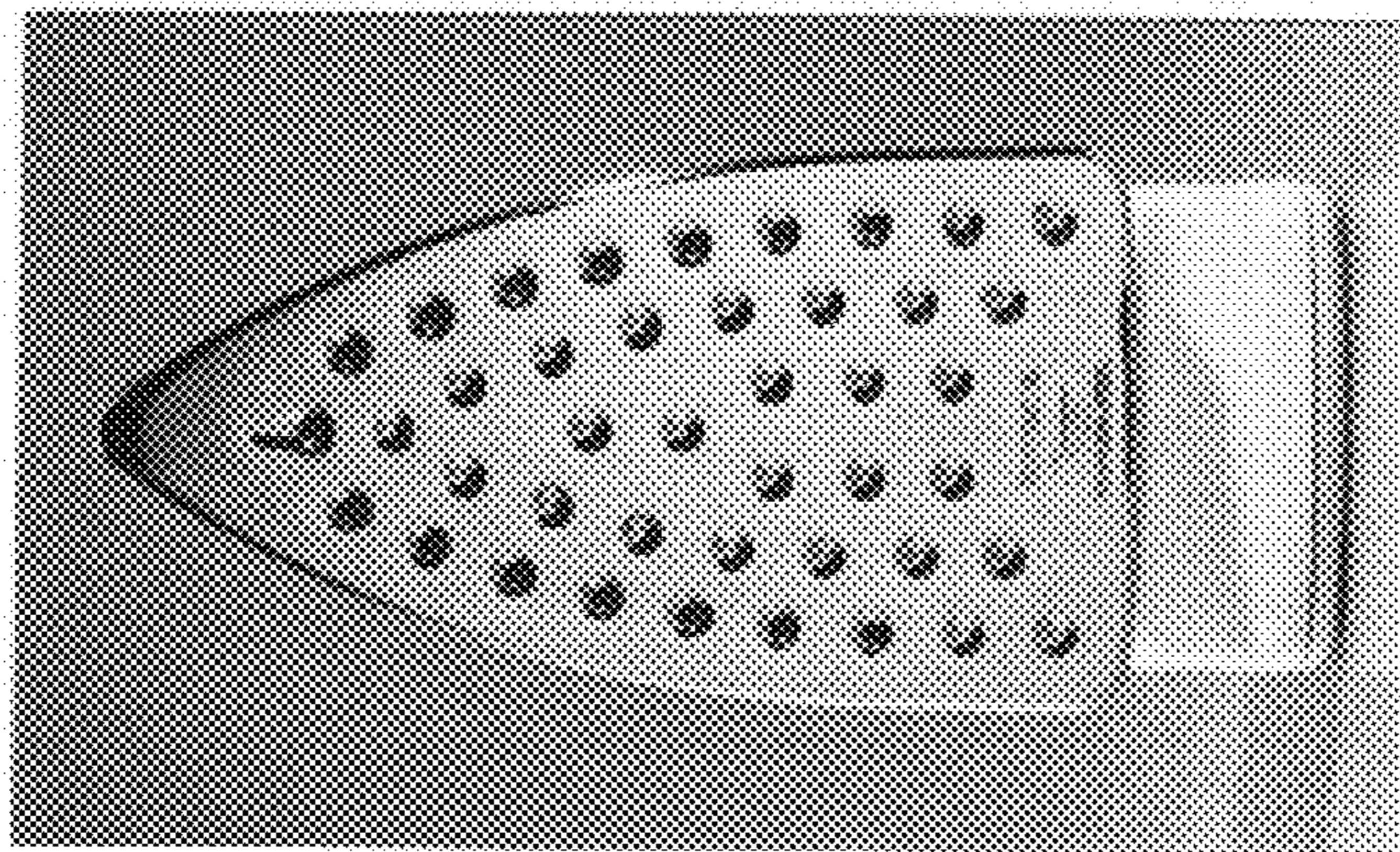


Fig. 8