



US00D436696S

(12) **United States Design Patent**
Bonaventure et al.

(10) **Patent No.:** **US D436,696 S**
(45) **Date of Patent:** **** Jan. 23, 2001**

(54) **ELBOW AND KNEE PROTECTOR**

(75) Inventors: **Laurent Bonaventure**, Cran Gevrier;
Philippe Galy, Pugnny-Chatenod, both
of (FR)

(73) Assignee: **Salomon S.A.**, Metz-Tessy (FR)

(**) Term: **14 Years**

(21) Appl. No.: **29/113,574**

(22) Filed: **Nov. 9, 1999**

(51) **LOC (7) Cl.** **29-02**

(52) **U.S. Cl.** **D29/121.1**

(58) **Field of Search** D29/120.1, 121.1,
D29/121.2, 122; 2/16, 20, 22, 24, 62; D24/190

(56) **References Cited**

U.S. PATENT DOCUMENTS

D. 322,146	*	12/1991	Anderson	D29/121.1
D. 373,655	*	9/1996	Kalvestran et al.	D29/121.1
D. 406,407	*	3/1999	Popowski	D29/121.1
4,490,855	*	1/1985	Figgie, III et al.	2/24
4,599,747	*	7/1986	Robinson	2/16 X

5,472,413	*	12/1995	Detty	2/62 X
5,526,531	*	6/1996	Olson et al.	2/16
5,915,529	*	6/1999	Popowski	2/16
5,946,737	*	9/1999	Fleege	2/16 X
5,987,643	*	11/1999	Beutler	2/24

* cited by examiner

Primary Examiner—Louis S. Zarfes

Assistant Examiner—Robert A. Delehanty

(74) *Attorney, Agent, or Firm*—Greenblum & Bernstein,
P.L.C.

(57) **CLAIM**

We claim the ornamental design for an elbow and knee protector, as shown and described.

DESCRIPTION

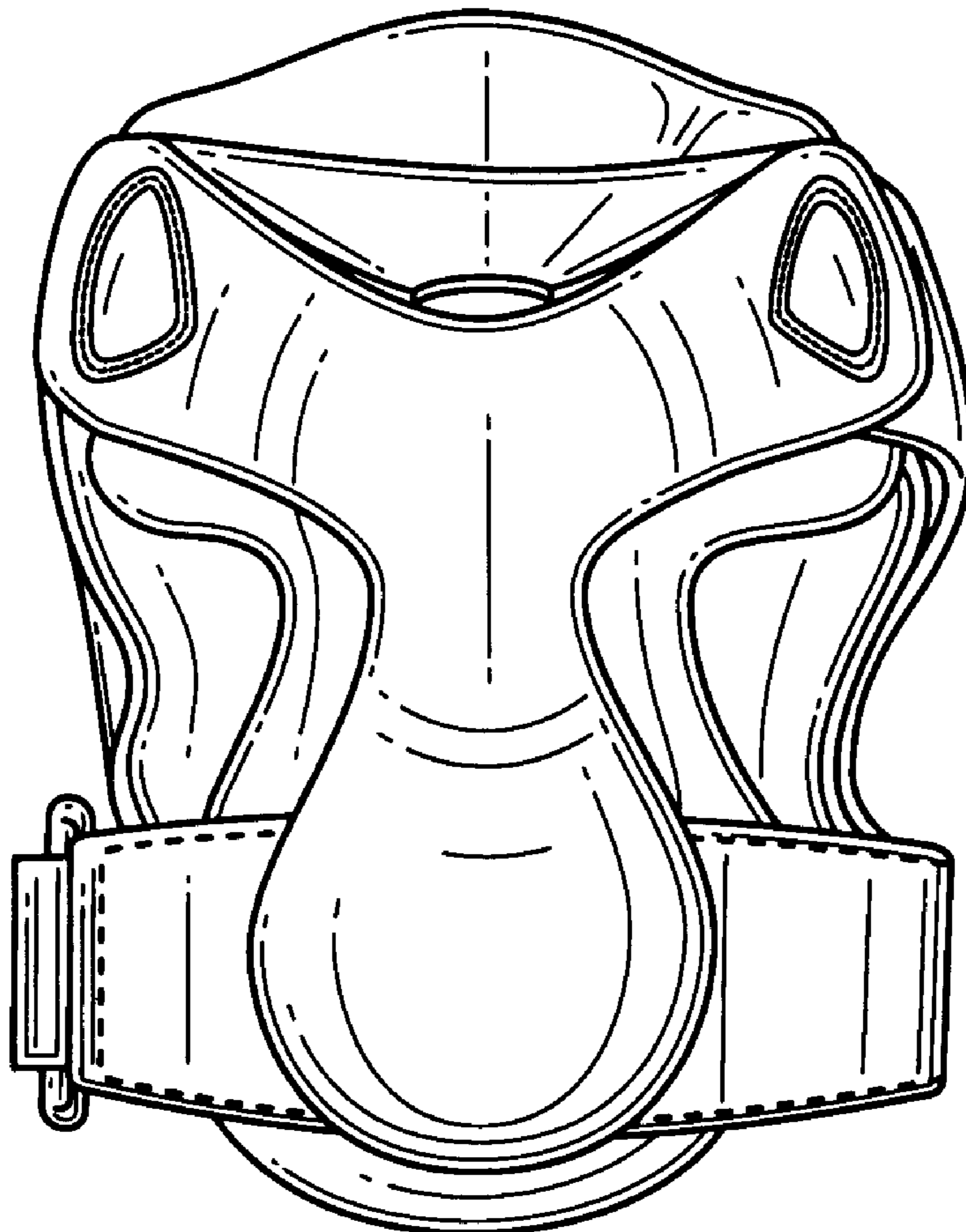
FIG. 1 is a front end elevation view of an elbow and knee protector, showing our new design;

FIG. 2 is a right side elevation view thereof; and,

FIG. 3 is a left side elevation view thereof.

Any surfaces that are not shown, or not completely shown, including interior concave surfaces, form no part of the claimed design.

1 Claim, 1 Drawing Sheet



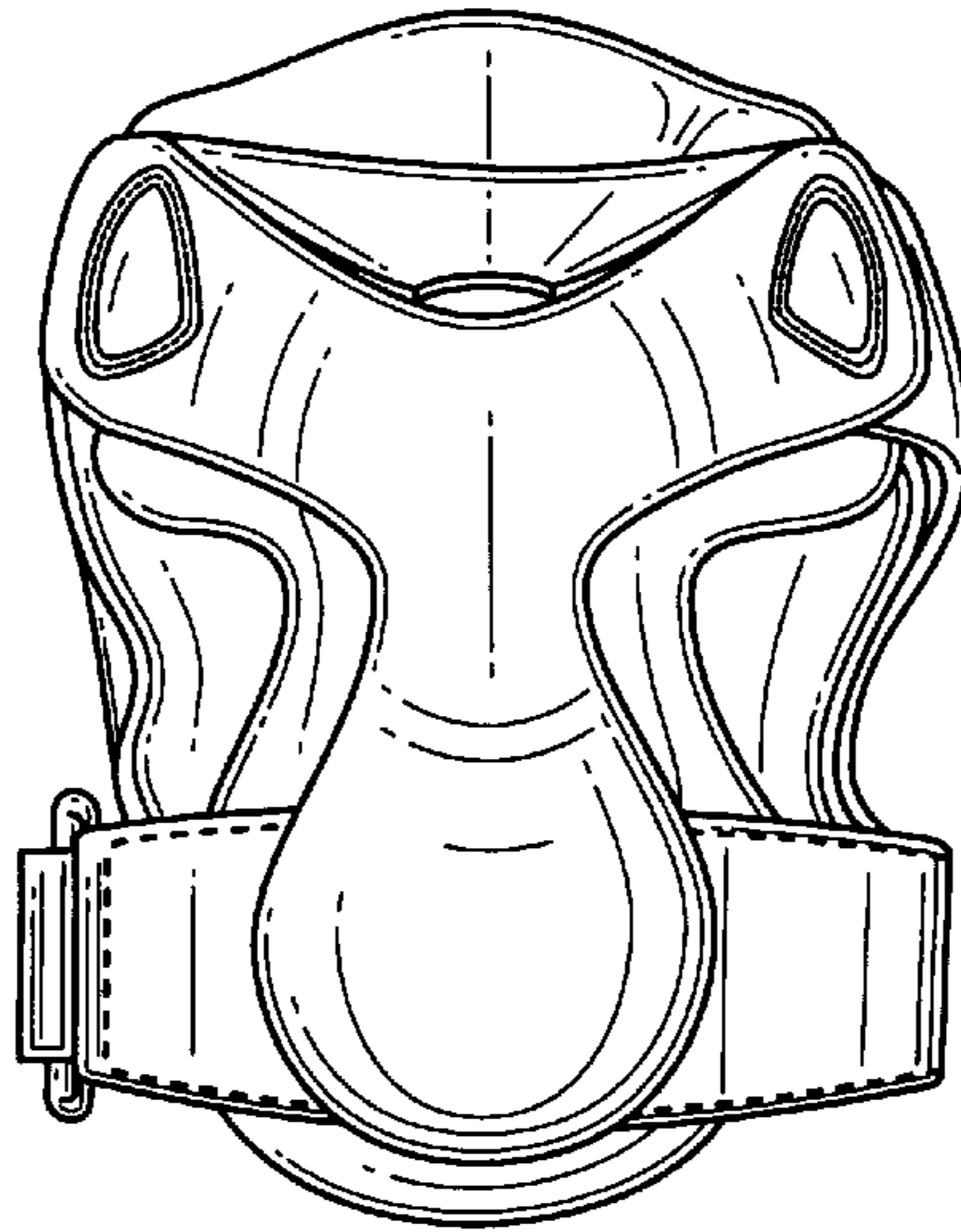


FIG. 1

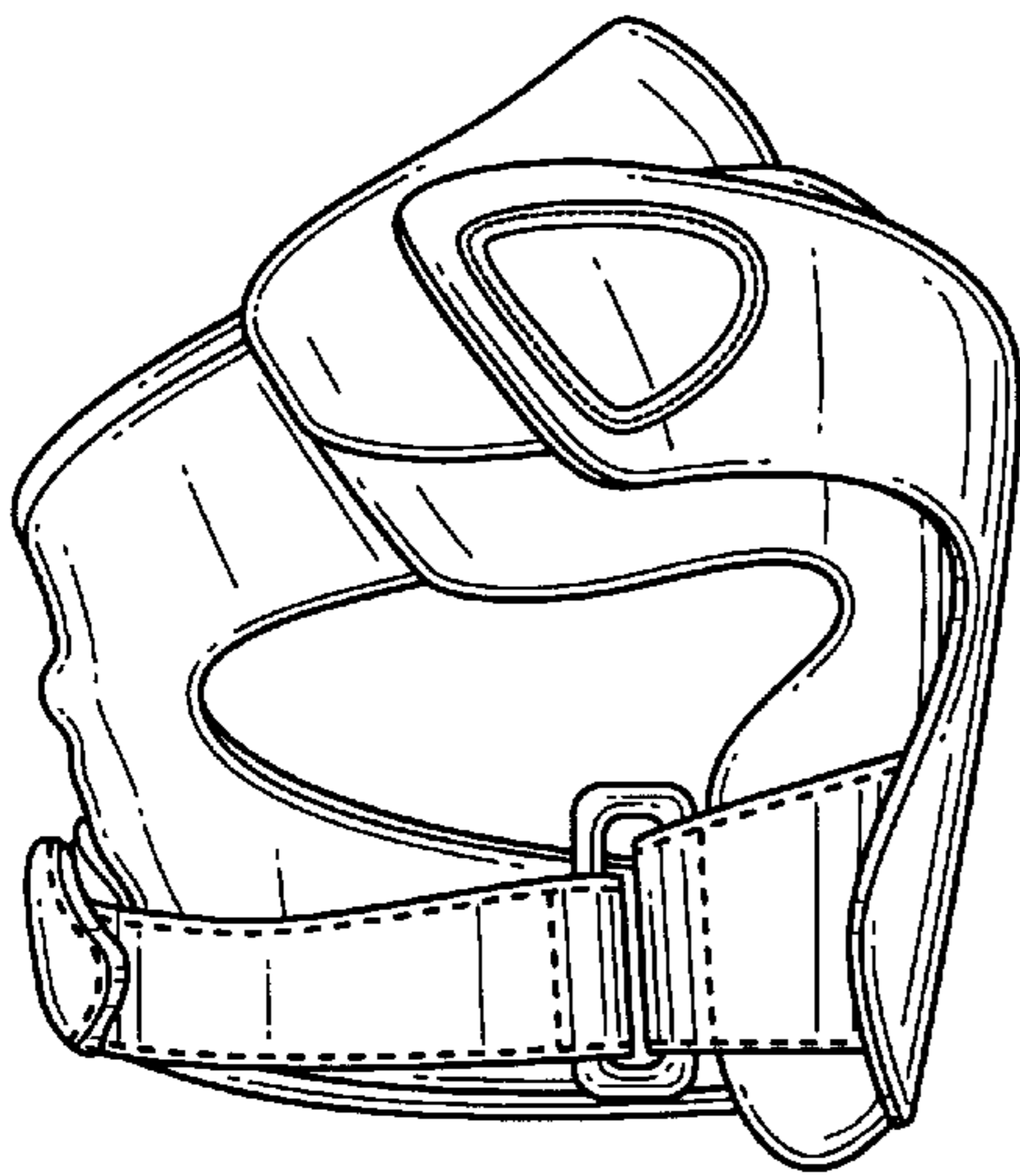


FIG. 2

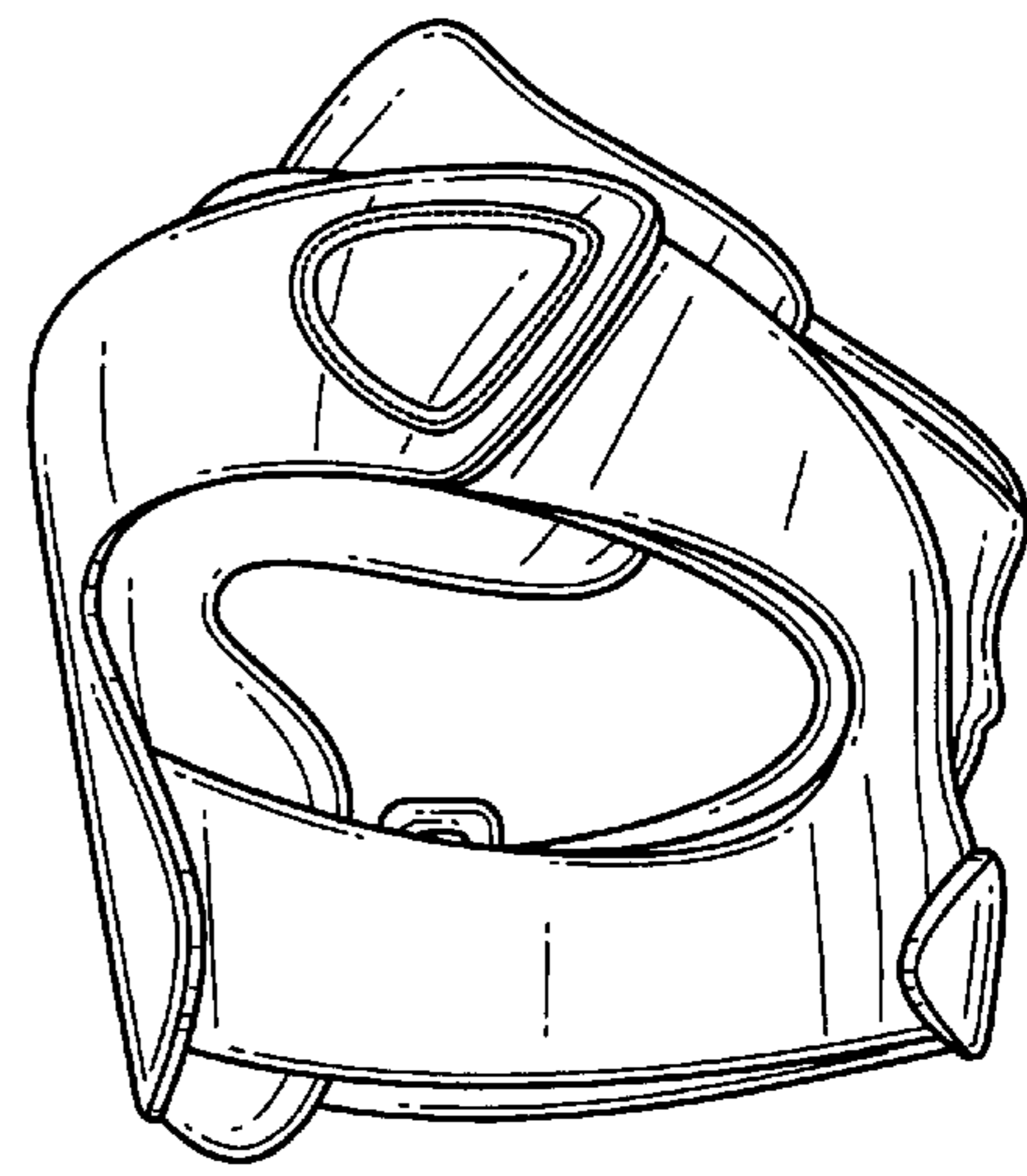


FIG. 3