



US00D436690S

(12) **United States Design Patent**
Cruz et al.

(10) **Patent No.:** **US D436,690 S**

(45) **Date of Patent:** **** Jan. 23, 2001**

(54) **HAIR DRYER**

6,026,590 * 2/2000 Picozza et al. 34/90

(75) Inventors: **Anthony V. Cruz; Brian J. O'Flynn,**
both of Richmond, VA (US)

(73) Assignee: **Hamilton Beach/Proctor-Silex, Inc.,**
Glen Allen, VA (US)

(**) Term: **14 Years**

(21) Appl. No.: **29/104,418**

(22) Filed: **May 4, 1999**

(51) **LOC (7) Cl.** **28-03**

(52) **U.S. Cl.** **D28/13**

(58) **Field of Search** D28/12, 13, 15,
D28/16; 392/378, 380, 381, 382, 383, 384,
385; 132/271; 34/96, 97, 98, 99, 100, 101;
219/383, 385

(56) **References Cited**

U.S. PATENT DOCUMENTS

D. 274,153	*	6/1984	Nagelkerke	D28/13
D. 286,209	*	10/1986	Camens	D28/13
D. 286,924	*	11/1986	Muller	D28/13
D. 412,219	*	7/1999	Goetschi	D28/13
D. 425,242	*	5/2000	Cheung	D28/13
D. 425,665	*	5/2000	Kling et al.	D28/13
D. 426,022	*	5/2000	Micinilio	D28/13
4,493,975		1/1985	Yamamoto	.	
4,659,907		4/1987	Andis et al.	.	
4,683,369		7/1987	Rieckman et al.	.	
4,767,914		8/1988	Glucksman	.	
4,802,287		2/1989	Chen	.	
4,904,847	*	2/1990	Kosaka et al.	34/99
4,910,385		3/1990	Shye-Long	.	
4,977,306	*	12/1990	Kosara et al.	34/96
5,013,891	*	5/1991	Shoemaker	219/385
5,490,336	*	2/1996	Smick et al.	34/97 X
5,511,322		4/1996	Fertig	.	
5,590,475		1/1997	Andis	.	

OTHER PUBLICATIONS

Four page photocopy of Use and Care instructions for Sunbeam Wall Mount 1500 Watt Hair Dryer Model 1626-40 published 1998 by Sunbeam Corp.

Front and rear covers and p. 220 on Best "General Merchandise Catalog 1990/1991".

Front and rear cover and pp. 288 and 289 of Service Merchandise "1996/1997 Jewelry, Gift and Home Catalog".

One page photocopy of the three photographs dated May 15, 1998 of Conair 1600 hair dryer and mounting bracketed.

See Information Disclosure Statement regarding offer for sale less than one year prior to filing date of present application.

* cited by examiner

Primary Examiner—Paula A. Mortimer

(74) *Attorney, Agent, or Firm*—Roger S. Dybvig

(57) **CLAIM**

The ornamental design for hair dryer, as shown and described.

DESCRIPTION

FIG. 1 is a perspective view as seen from the top, front, and right side of a hair dryer showing our new design;

FIG. 2 is a left side elevational view thereof, the right side elevational view being a mirror image of the left side elevational view;

FIG. 3 is a rear elevational view thereof;

FIG. 4 is a front elevational view thereof;

FIG. 5 is a top plan view thereof; and,

FIG. 6 is a bottom plan view thereof.

The broken lines in FIG. 1 showing the cord guard are used for illustrative purposes only and form no part of the claimed design.

1 Claim, 4 Drawing Sheets

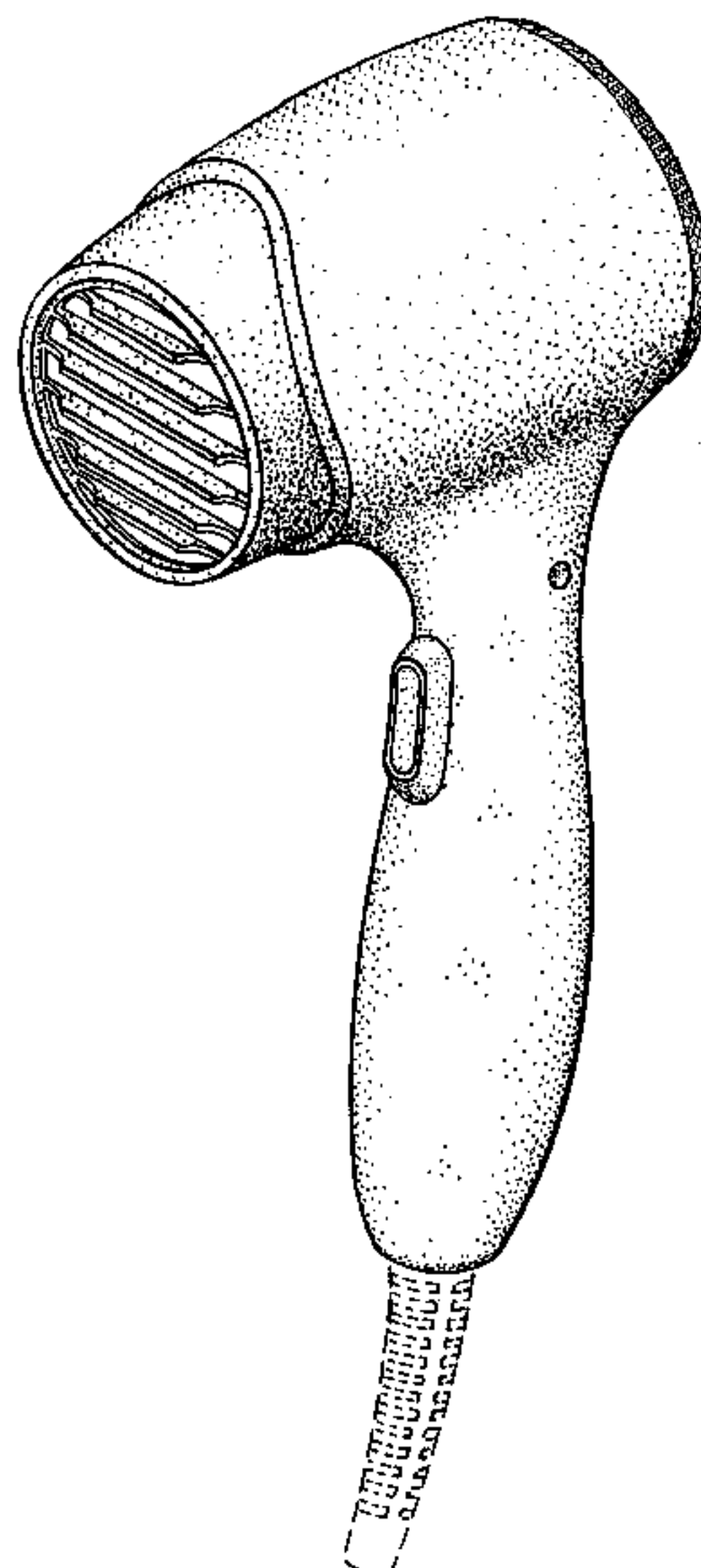


FIG-1

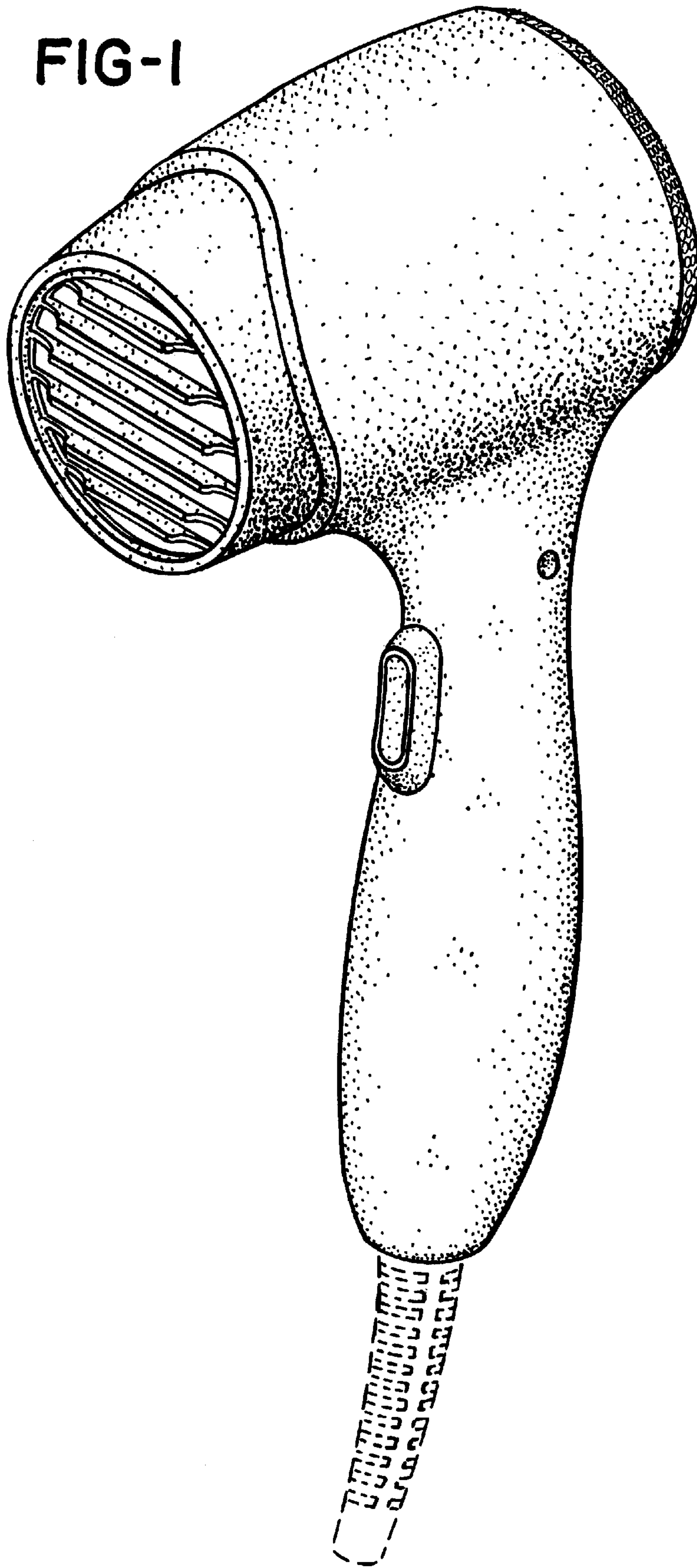
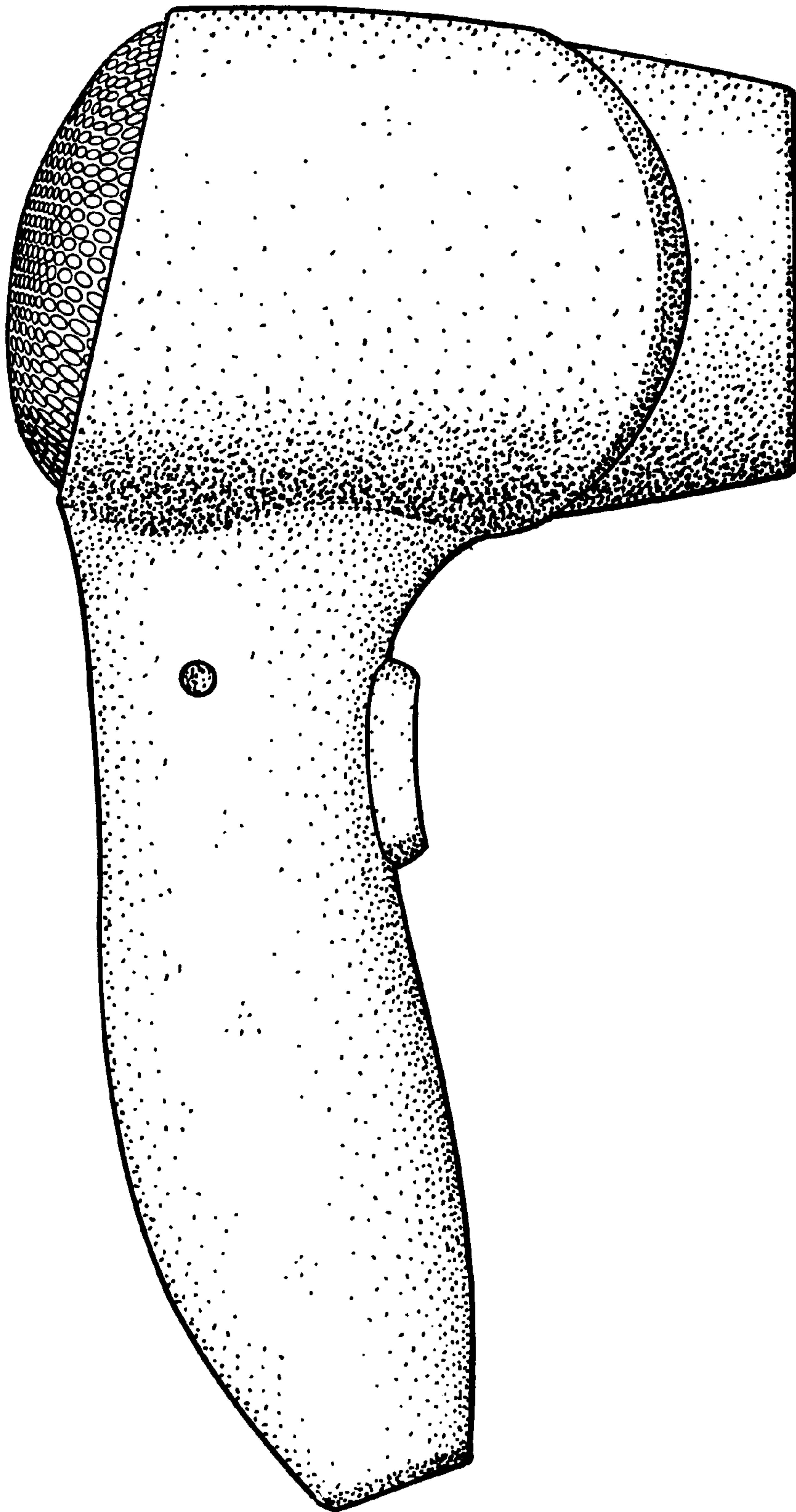


FIG-2



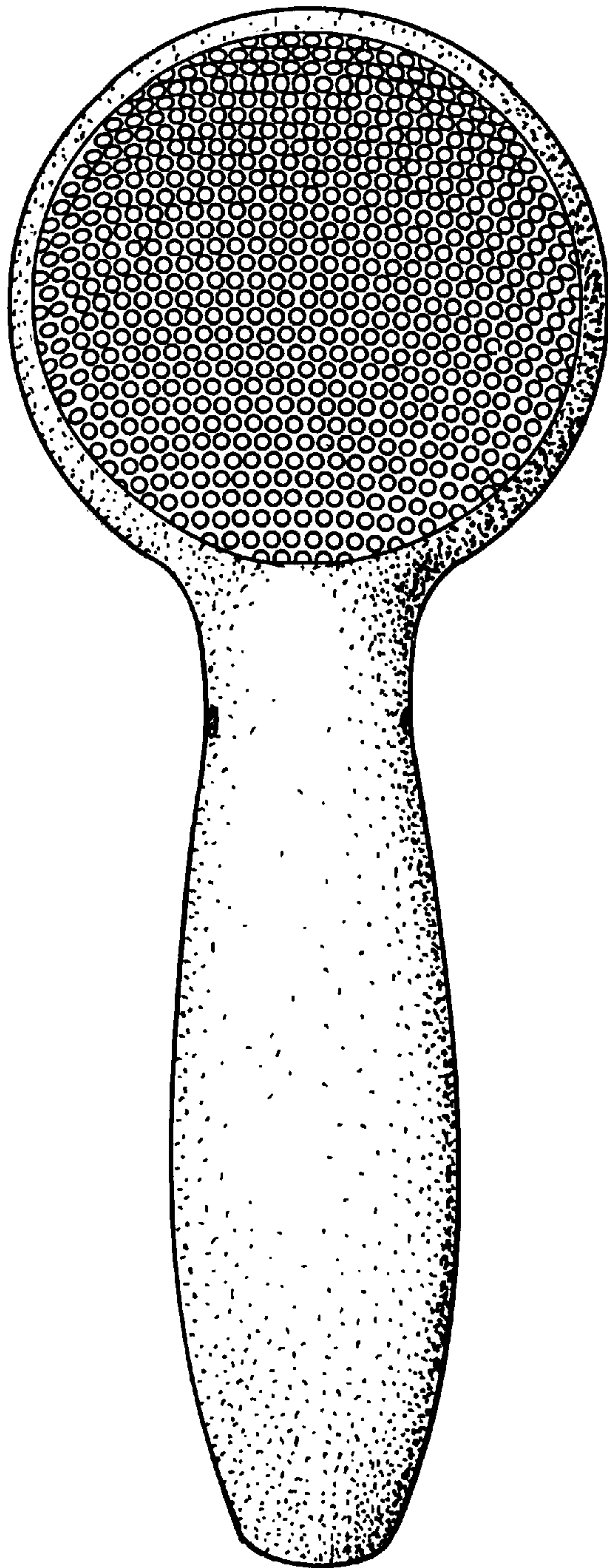


FIG-3

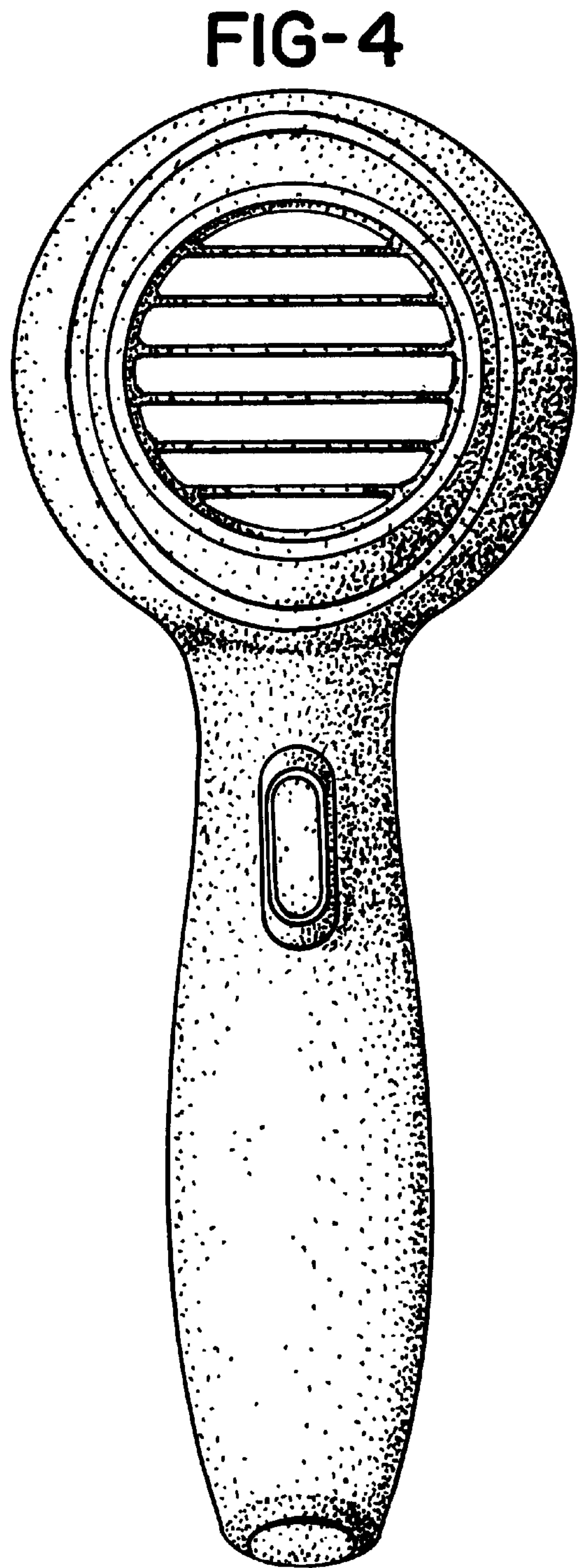


FIG-4

FIG-5

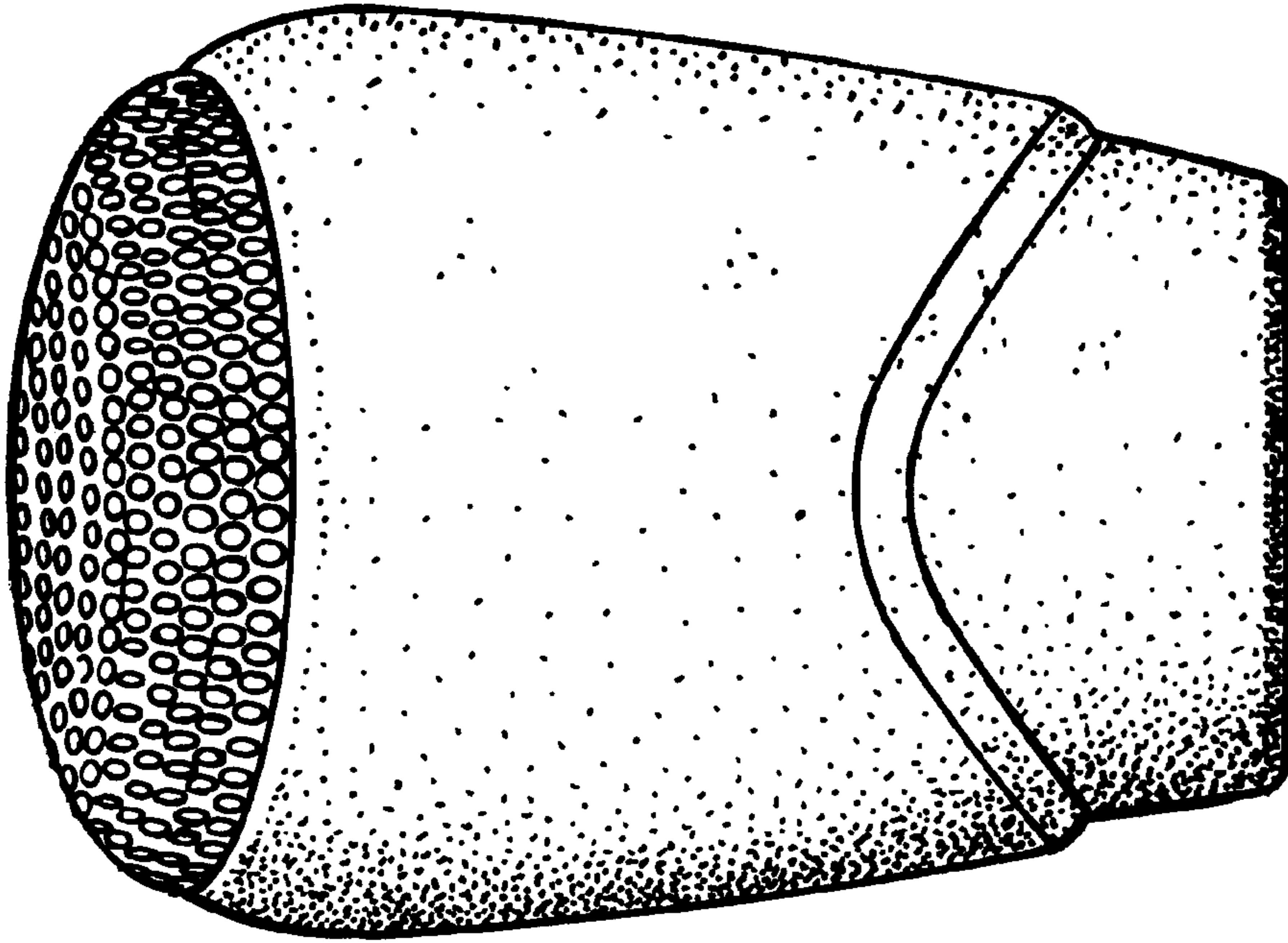


FIG-6

