



US00D436674S

(12) **United States Design Patent**
Lancelot, III et al.

(10) **Patent No.:** **US D436,674 S**

(45) **Date of Patent:** **** Jan. 23, 2001**

(54) **CONCRETE ANCHOR**

(75) Inventors: **Harry B. Lancelot, III**, Centerville;
David A. Niday; Sidney E. Francies, III, both of Springboro, all of OH (US);
Walter Schoffstall, Pine Grove, PA (US)

(73) Assignee: **Dayton Superior Corporation**,
Miamisburg, OH (US)

(**) Term: **14 Years**

(21) Appl. No.: **29/118,169**

(22) Filed: **Feb. 4, 2000**

(51) **LOC (7) Cl.** **25-01**

(52) **U.S. Cl.** **D25/133**

(58) **Field of Search** D25/133, 134,
D25/199; 52/125.4, 125.5, 124.2, 698, 699,
156, 166; 294/89, 832

(56) **References Cited**

U.S. PATENT DOCUMENTS

D. 389,251	1/1998	Kelly .
D. 392,752	3/1998	Kelly et al. .
1,045,587	11/1912	Morley .
1,526,359	2/1925	Michie .
1,970,860	8/1934	Lowell .
2,886,370	5/1959	Liebert .
4,000,591	1/1977	Courtois .
4,087,947	5/1978	Turner .
4,296,909	10/1981	Haeussler .
4,367,892	1/1983	Holt .

4,383,674	5/1983	Fricker .	
4,386,486	6/1983	Holt et al. .	
4,437,642	3/1984	Holt .	
4,580,378	4/1986	Kelly et al. .	
4,634,164	1/1987	Fricker .	
4,702,045	10/1987	Fricker .	
4,726,562	2/1988	Courtois et al. .	
4,807,843	2/1989	Courtois et al. .	
5,396,743 *	3/1995	Bellette	D25/133
5,469,675	11/1995	Arteon .	
5,857,296	1/1999	Niday et al. .	

FOREIGN PATENT DOCUMENTS

8201541 10/1981 (WO) .

* cited by examiner

Primary Examiner—Doris Clark

(74) *Attorney, Agent, or Firm*—Biebel & French

(57) **CLAIM**

The ornamental design for a concrete anchor, as shown and described.

DESCRIPTION

FIG. 1 is a perspective view of the concrete anchor of the present invention;
FIG. 2 is a front elevational view thereof wherein the rear elevational view is a mirror image thereof;
FIG. 3 is a top plan view thereof;
FIG. 4 is a bottom plan view thereof; and,
FIG. 5 is a right side elevational view thereof wherein the left side elevational view is a mirror image thereof.

1 Claim, 3 Drawing Sheets

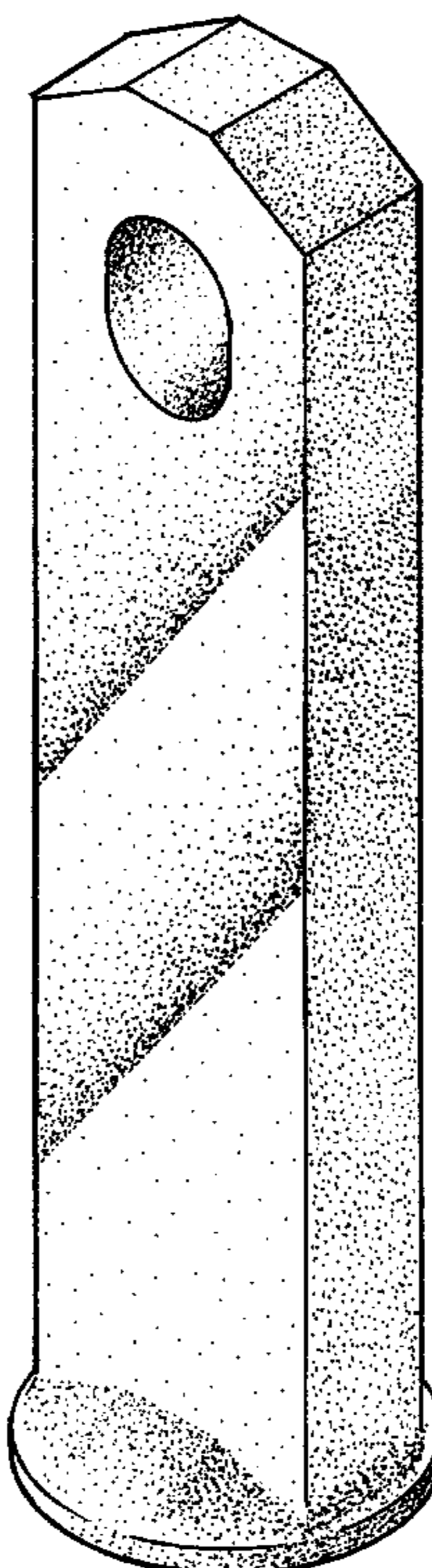


FIG-1

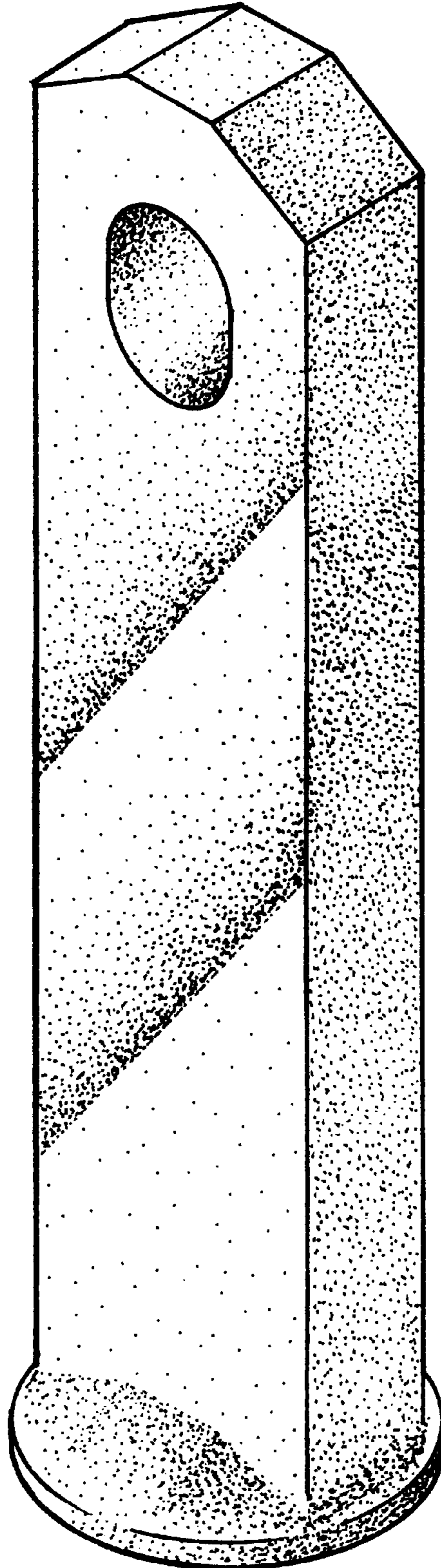


FIG-2

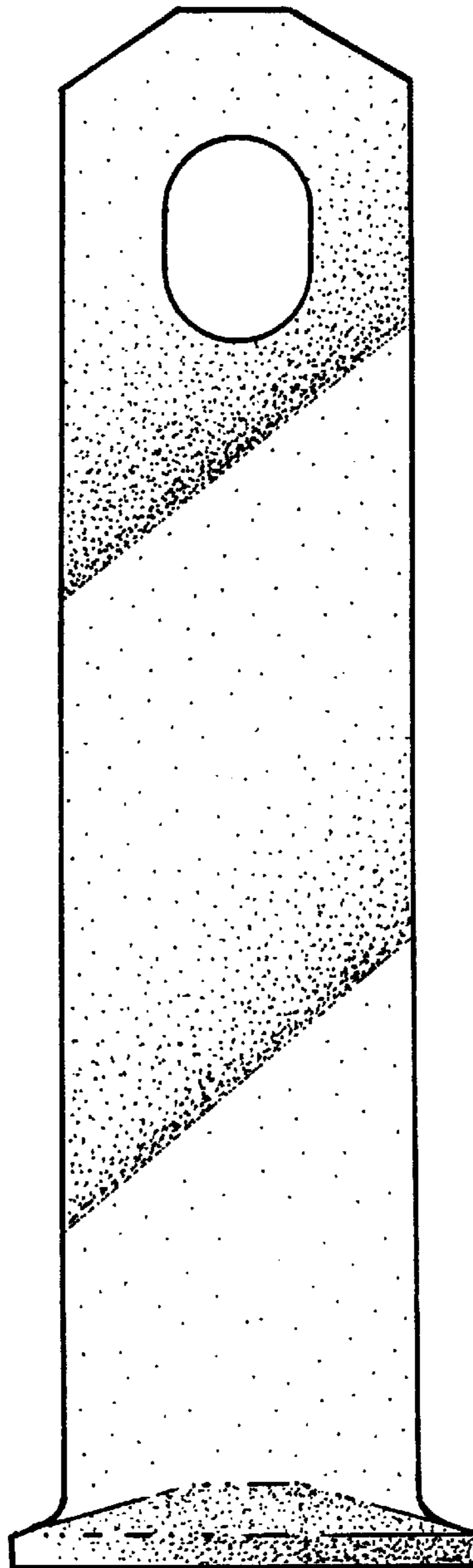


FIG-3

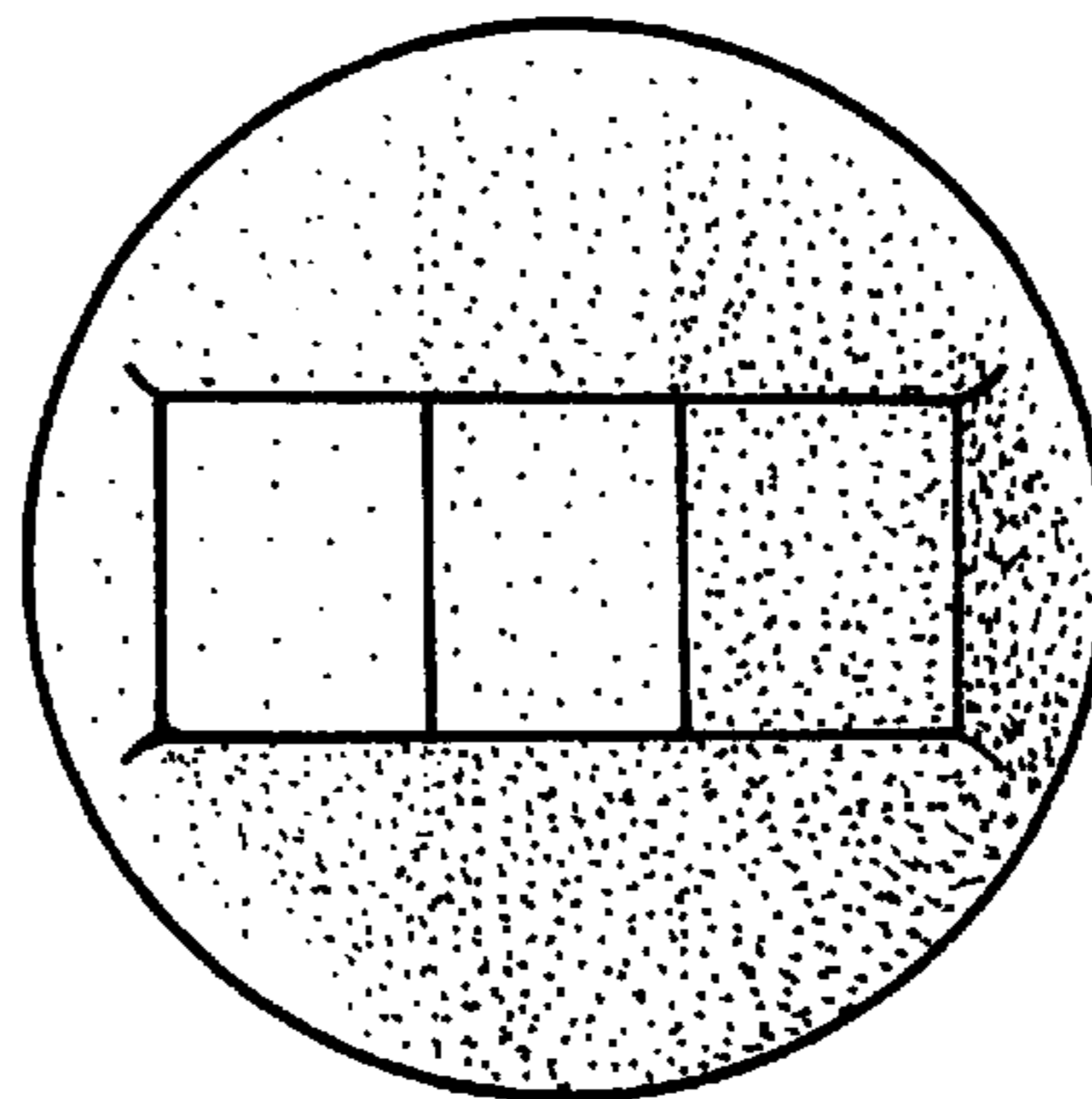


FIG - 4

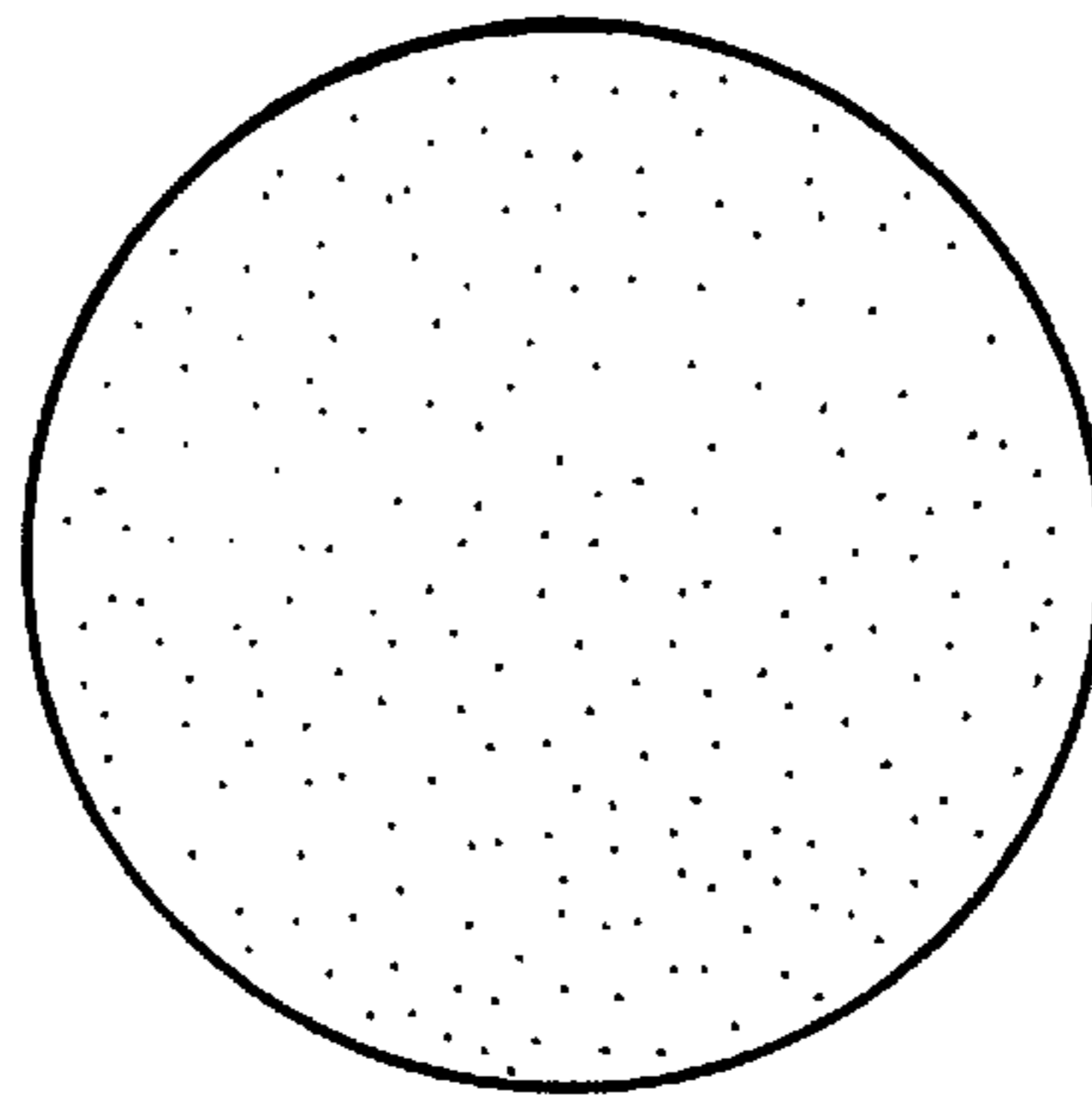


FIG - 5

