



US00D43668S

(12) **United States Design Patent**  
**Cardy et al.**

(10) **Patent No.:** **US D436,668 S**

(45) **Date of Patent:** **\*\* Jan. 23, 2001**

(54) **CARRIER FOR SAMPLES OR REAGENTS**

(75) Inventors: **Donald Leonard Nicholas Cardy**,  
Aston-le-Walls; **Edwin Mellor**  
**Southern; Edward John Maher**, both  
of Kidlington; **Zoia Larin**, Lechlade, all  
of (GB)

(73) Assignee: **Cytocell Limited**, Banbury (GB)

(\*\*) Term: **14 Years**

(21) Appl. No.: **29/102,613**

(22) Filed: **Mar. 29, 1999**

**Related U.S. Application Data**

(63) Continuation-in-part of application No. 29/052,332, filed on  
Mar. 27, 1996, now Pat. No. Des. 413,390.

(51) **LOC (7) Cl.** ..... **16-99**

(52) **U.S. Cl.** ..... **D24/225**

(58) **Field of Search** ..... D24/225, 224,  
D24/227, 216; 422/102, 101, 104; 359/397,  
398, 396; 435/305.1, 305.2, 305.3, 305.4,  
288.4

(56) **References Cited**

**U.S. PATENT DOCUMENTS**

D. 273,898 \* 5/1984 Valencia ..... D24/225

D. 351,475 \* 10/1994 Gerber ..... D24/223  
D. 420,745 \* 2/2000 Cardy ..... D24/225  
4,149,803 \* 4/1979 Litz ..... 359/396  
4,501,496 \* 2/1985 Griffin ..... 359/398  
5,571,721 \* 11/1996 Turner ..... 435/305.1  
5,784,193 \* 7/1998 Ferguson ..... 359/398

\* cited by examiner

*Primary Examiner*—Ian Simmons

(74) *Attorney, Agent, or Firm*—Lee, Mann, Smith,  
McWilliams, Sweeney & Ohlson

(57) **CLAIM**

The ornamental design for a carrier for samples or reagents,  
as shown and described.

**DESCRIPTION**

FIG. 1 is a top plan view of a carrier for samples or reagents,  
according to my invention;

FIG. 2 is a side elevational view thereof, the opposite side  
being identical,

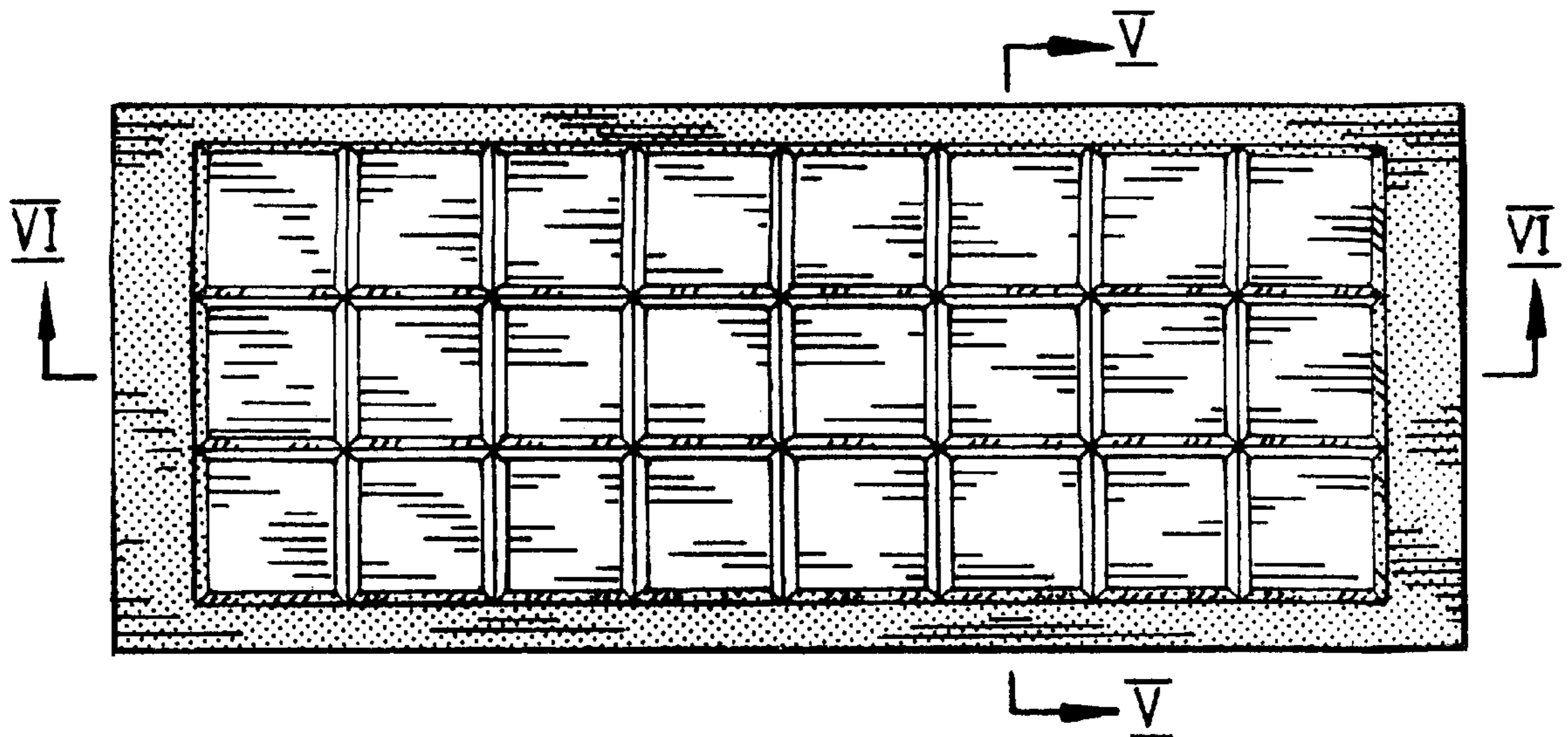
FIG. 3 is a plan view from beneath,

FIG. 4 is an end elevational view, the opposite end being  
identical,

FIG. 5 is a cross-sectional view taken along lines V—V of  
FIG. 1; and,

FIG. 6 is a cross-sectional view taken along lines VI—VI of  
FIG. 1.

**1 Claim, 1 Drawing Sheet**



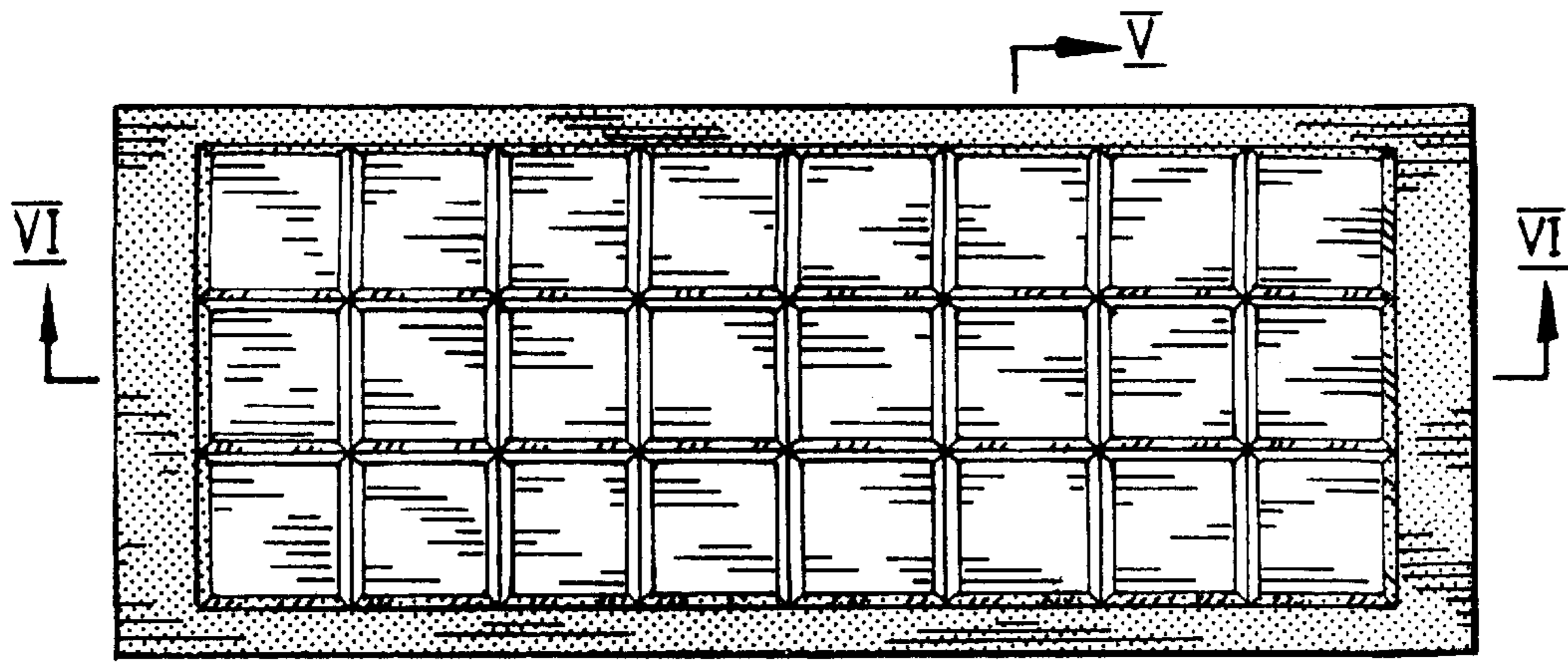


Fig. 1



Fig. 2

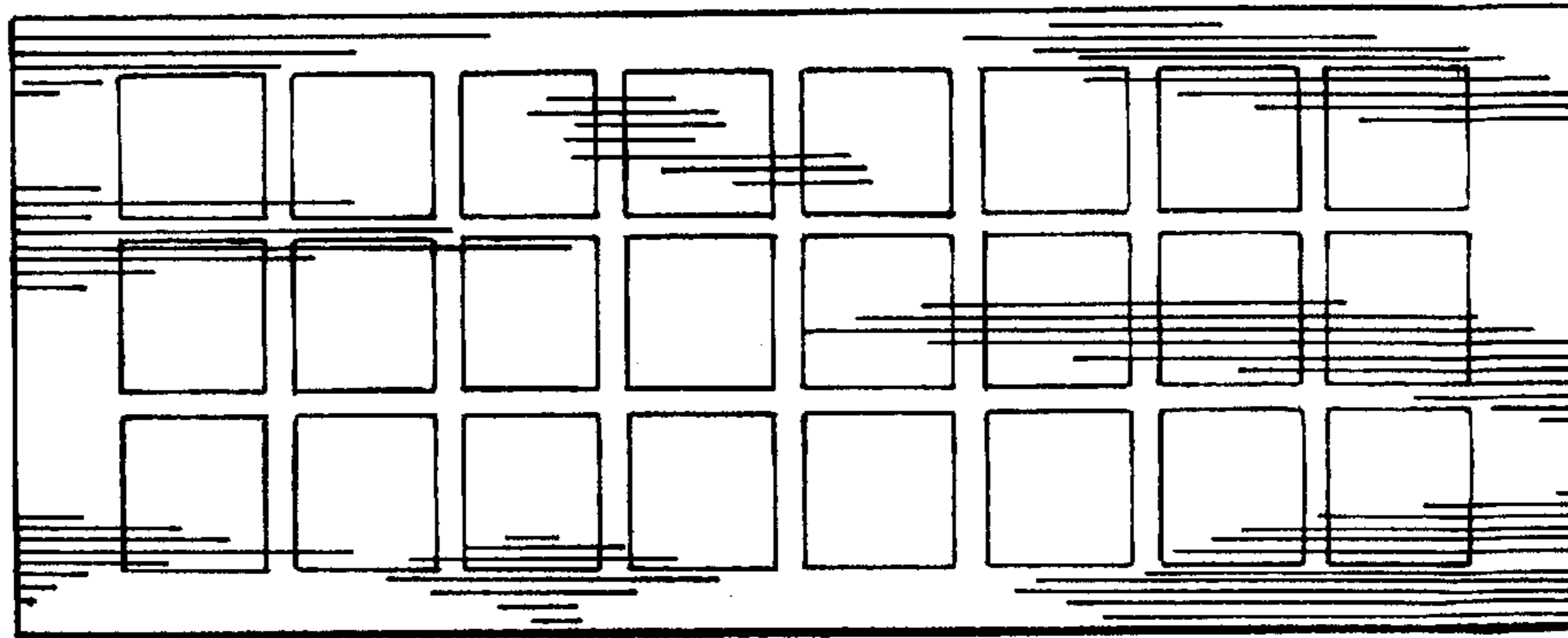


Fig. 3



Fig. 4



Fig. 5



Fig. 6