



US00D436650S

(12) **United States Design Patent**  
**Hui-Chen**

(10) **Patent No.:** **US D436,650 S**

(45) **Date of Patent:** **\*\* Jan. 23, 2001**

(54) **WATER SPRINKLER**

(76) Inventor: **Chao Hui-Chen**, 75, Liao Tsuo Hsiang,  
Liao Tsuo Li, Lu Kang Chen, Chang  
Hua Hsien (TW)

(\*\*) Term: **14 Years**

(21) Appl. No.: **29/124,554**

(22) Filed: **Jun. 8, 2000**

(51) **LOC (7) Cl.** ..... **23-01**

(52) **U.S. Cl.** ..... **D23/215; D23/214**

(58) **Field of Search** ..... D23/213-215;  
239/211, 556-558, 567; D11/133, 137,  
157, 162; D21/401, 402

(56) **References Cited**

**U.S. PATENT DOCUMENTS**

- D. 332,638 \* 1/1993 Neuroth et al. .... D21/401
- D. 403,743 \* 1/1999 Smith ..... D23/214
- D. 412,735 \* 8/1999 Gleason ..... D23/214

- D. 414,842 \* 10/1999 Krueger ..... D23/214
- D. 423,640 \* 4/2000 Stokes et al. .... D23/215
- 1,758,767 \* 5/1930 Taggart ..... D23/214

\* cited by examiner

*Primary Examiner*—Robin V. Taylor

(74) *Attorney, Agent, or Firm*—Harrison & Egbert

(57) **CLAIM**

I claim the ornamental design for a water sprinkler, as shown and described.

**DESCRIPTION**

FIG. 1 is an upper perspective view of the water sprinkler showing my design.

FIG. 2 is a front view thereof;

FIG. 3 is a back view thereof;


FIG. 4 is a side view thereof;

FIG. 5 is an opposite side view thereof;

FIG. 6 is a top view thereof; and,

FIG. 7 is a bottom view thereof.

**1 Claim, 4 Drawing Sheets**






FIG. 1




FIG. 2




FIG. 3



FIG. 4



FIG. 5



FIG. 6



FIG. 7