



US00D436649S

(12) **United States Design Patent**
Hui-Chen

(10) **Patent No.:** **US D436,649 S**

(45) **Date of Patent:** **** Jan. 23, 2001**

(54) **WATER SPRINKLER**

(76) **Inventor:** **Chao Hui-Chen**, 75, Liao Tsuo Hsiang,
Liao Tsuo Li, Lu Kang Chen, Chang
Hua Hsien (TW)

(**) **Term:** **14 Years**

(21) **Appl. No.:** **29/124,723**

(22) **Filed:** **Jun. 9, 2000**

(51) **LOC (7) Cl.** **23-01**

(52) **U.S. Cl.** **D23/214; D23/215**

(58) **Field of Search** **D23/213-215;**
239/211, 556-558, 567; D11/133, 137,
157; D21/401, 402

(56) **References Cited**

U.S. PATENT DOCUMENTS

- D. 317,952 * 7/1991 Neuroth et al. D21/401
- D. 403,743 * 1/1999 Smith D23/214
- D. 412,735 * 8/1999 Gleason D23/214

- D. 414,842 * 10/1999 Krueger D23/214
- D. 423,640 * 4/2000 Stokes et al. D23/215
- 1,758,767 * 5/1930 Taggart D23/214

* cited by examiner

Primary Examiner—Robin V. Taylor
(74) *Attorney, Agent, or Firm*—Harrison & Egbert

(57) **CLAIM**

I claim the ornamental design for a water sprinkler, as shown and described.

DESCRIPTION

FIG. 1 is an upper perspective view of the water sprinkler showing my design.

FIG. 2 is a front view thereof;

FIG. 3 is a back view thereof;


FIG. 4 is a side view thereof;

FIG. 5 is an opposite side view thereof;

FIG. 6 is a top view thereof; and,

FIG. 7 is a bottom view thereof.

1 Claim, 4 Drawing Sheets






FIG.1




FIG. 2




FIG. 3



FIG. 4

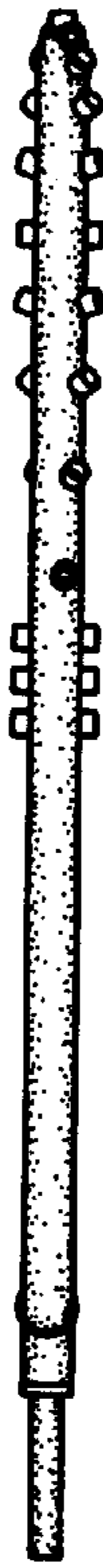


FIG. 5



FIG. 6



FIG. 7