



US00D436644S

(12) **United States Design Patent**
Johnson

(10) **Patent No.:** **US D436,644 S**

(45) **Date of Patent:** **** Jan. 23, 2001**

(54) **FISHING LURE**

2,565,099 * 8/1951 Simmons D22/131

(76) Inventor: **Edward E. Johnson**, 2107 Plymouth
Rock Dr., Richardson, TX (US) 75081

* cited by examiner

(**) Term: **14 Years**

Primary Examiner—Louis S. Zarfes

Assistant Examiner—Inga-Maria Hyttinen

(74) *Attorney, Agent, or Firm*—Crutsinger & Booth

(21) Appl. No.: **29/107,312**

(57) **CLAIM**

(22) Filed: **Jul. 6, 1999**

The ornamental design for a fishing lure, as shown and described.

(51) **LOC (7) Cl.** **22-05**

(52) **U.S. Cl.** **D22/131; D22/128**

(58) **Field of Search** D22/126–133,
D22/134, 144, 145, 146; 43/42.35, 42.39,
42.46

DESCRIPTION

FIG. 1 is a top front prospective view of the fishing lure of the present invention;

FIG. 2 is a rear view of the fishing lure of the present invention;

FIG. 3 is a right side view of the fishing lure of the present invention, the left side view being a mirror image thereof;

FIG. 4 is a front elevational view of the fishing lure of the present invention; and,

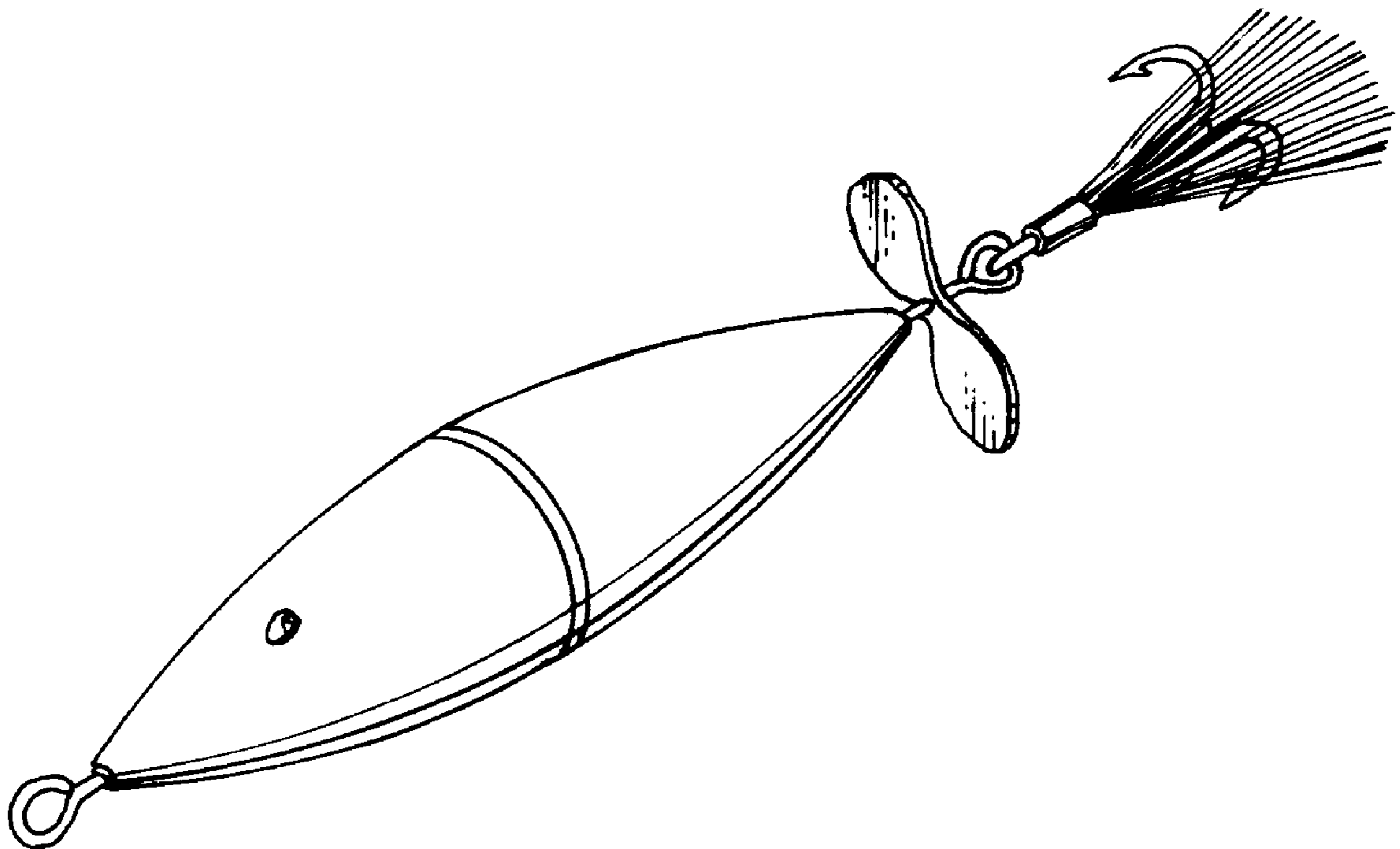
FIG. 5 is a bottom view of the fishing lure of the present invention.

(56) **References Cited**

U.S. PATENT DOCUMENTS

D. 46,794	*	12/1914	Yakeley	D22/126
D. 47,706	*	8/1915	Yakeley	D22/126
D. 49,378	*	7/1916	Yakeley	D22/126
D. 120,988	*	6/1940	Curtis	D22/129
D. 225,008	*	10/1972	Cordell, Jr.	D22/133
D. 382,627	*	8/1997	Lisle	D22/133

1 Claim, 1 Drawing Sheet



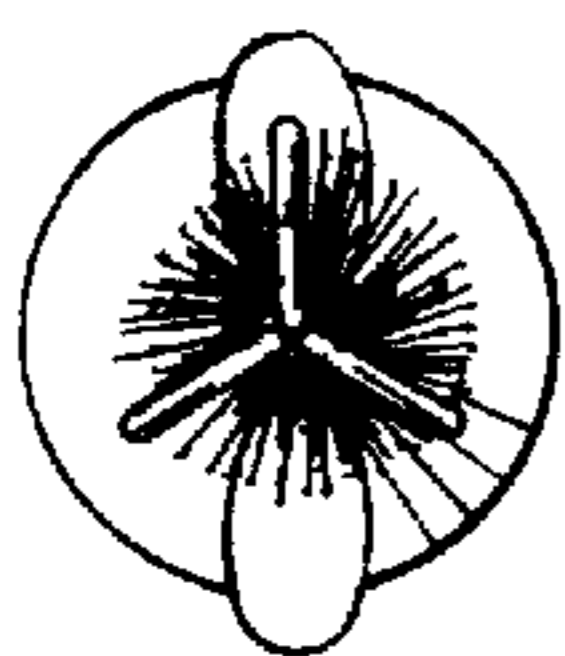
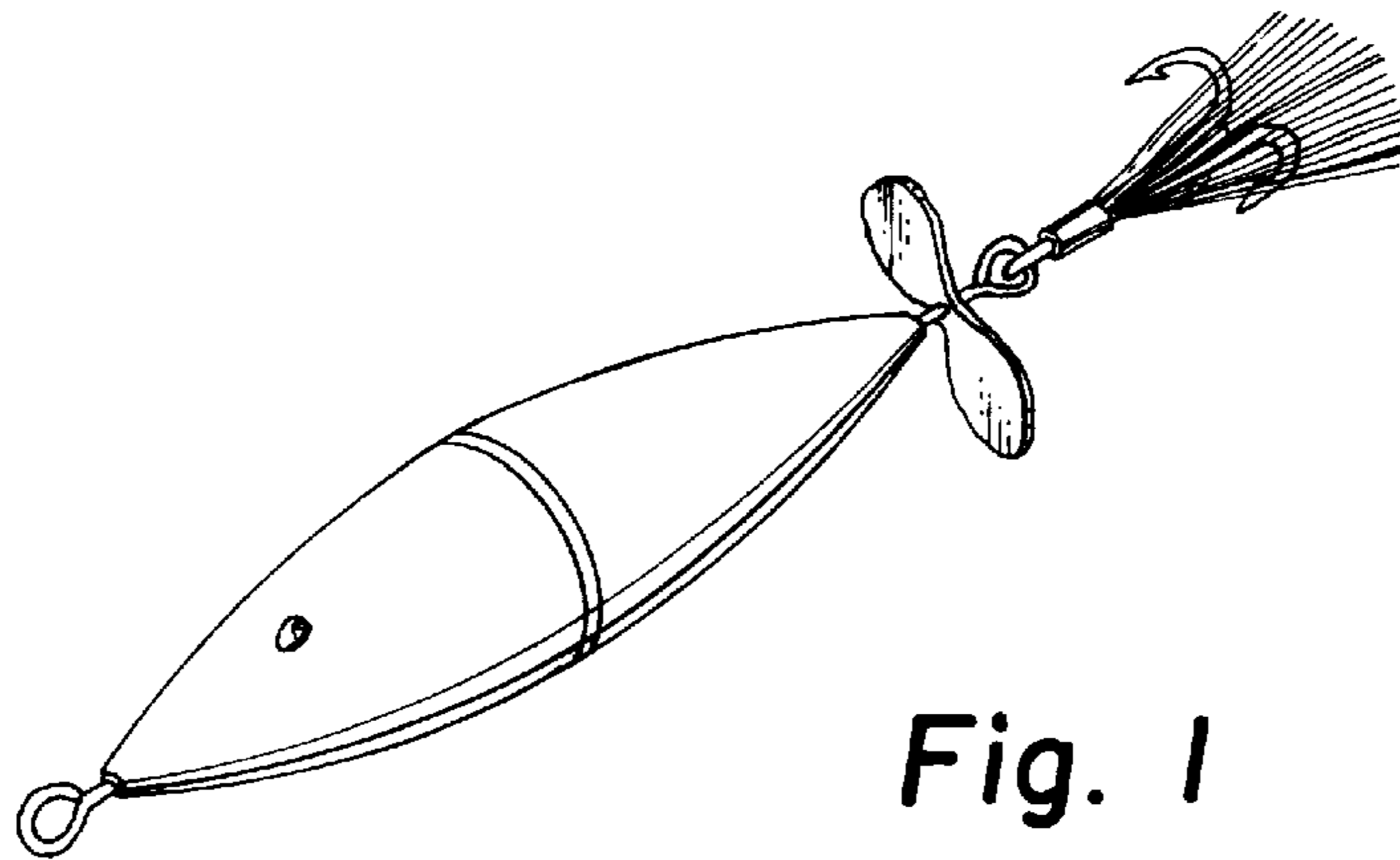


Fig. 2




Fig. 3




Fig. 4



Fig. 5