



US00D436641S

(12) **United States Design Patent**  
**Todd et al.**

(10) **Patent No.:** **US D436,641 S**

(45) **Date of Patent:** **\*\* Jan. 23, 2001**

(54) **GOLF TEE HOLDER**

(76) Inventors: **Danny L. Todd; Deborah P. Todd**,  
both of 3982 Camp Creek Rd.,  
Lancaster, SC (US) 29720

(\* ) Notice: This patent is subject to a terminal disclaimer.

(\*\* ) Term: **14 Years**

(21) Appl. No.: **29/087,410**

(22) Filed: **May 1, 1998**

(51) **LOC (7) Cl.** ..... **21-02**

(52) **U.S. Cl.** ..... **D21/796**

(58) **Field of Search** ..... D21/789, 793,  
D21/796; D2/617, 619, 623; 473/406; 224/918,  
247; 2/159, 161.2, 161.4

(56) **References Cited**

**U.S. PATENT DOCUMENTS**

- D. 338,254 \* 8/1993 Ribbeck ..... D21/796
- D. 356,657 \* 3/1995 Hauswald ..... D2/617
- D. 362,105 \* 9/1995 Malloy et al. .... D2/619
- 4,475,676 \* 10/1984 Smith ..... 224/247

- 4,830,248 \* 5/1989 Pommerville ..... 224/918
- 4,886,196 \* 12/1989 Plummer ..... 224/918
- 5,433,436 \* 7/1995 Hoyt et al. .... 473/406

\* cited by examiner

*Primary Examiner*—Mitchell I. Siegel

(74) *Attorney, Agent, or Firm*—Clifton Ted Hunt, P.A.

(57) **CLAIM**

The ornamental design for a golf tee holder, as shown and described.

**DESCRIPTION**

FIG. 1 is a perspective view of a golf tee holder, the broken line showing of a golf glove is for illustrative purposes only and forms no part of the claimed design;

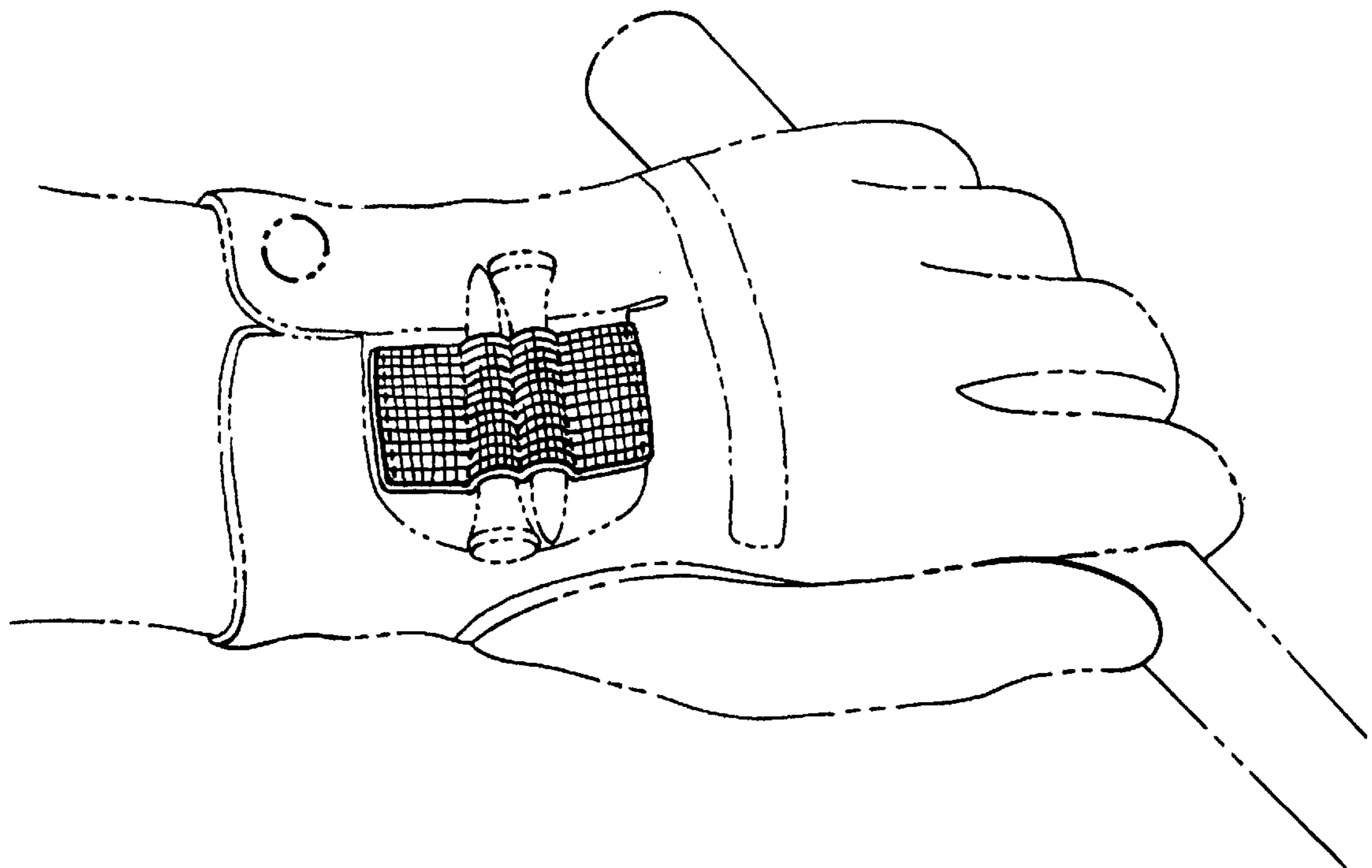
FIG. 2 is a top plan view of the golf tee holder removed from the golf glove;

FIG. 3 is a side view of the golf tee holder removed from the golf glove; and,

FIG. 4 is an end view of the golf tee holder removed from the golf glove.

The broken line showing on the claimed design represents stitching.

**1 Claim, 1 Drawing Sheet**



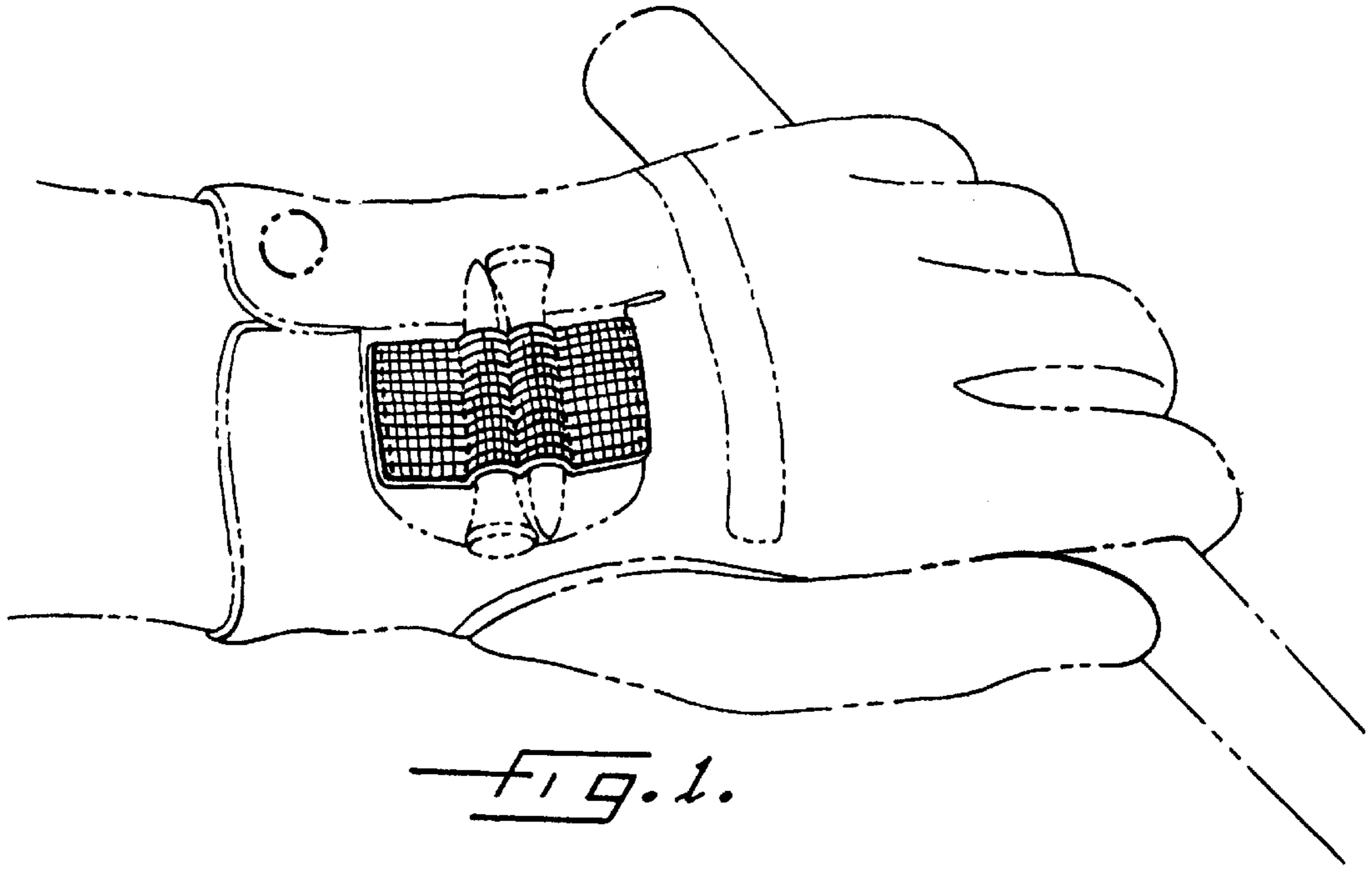


FIG. 1.

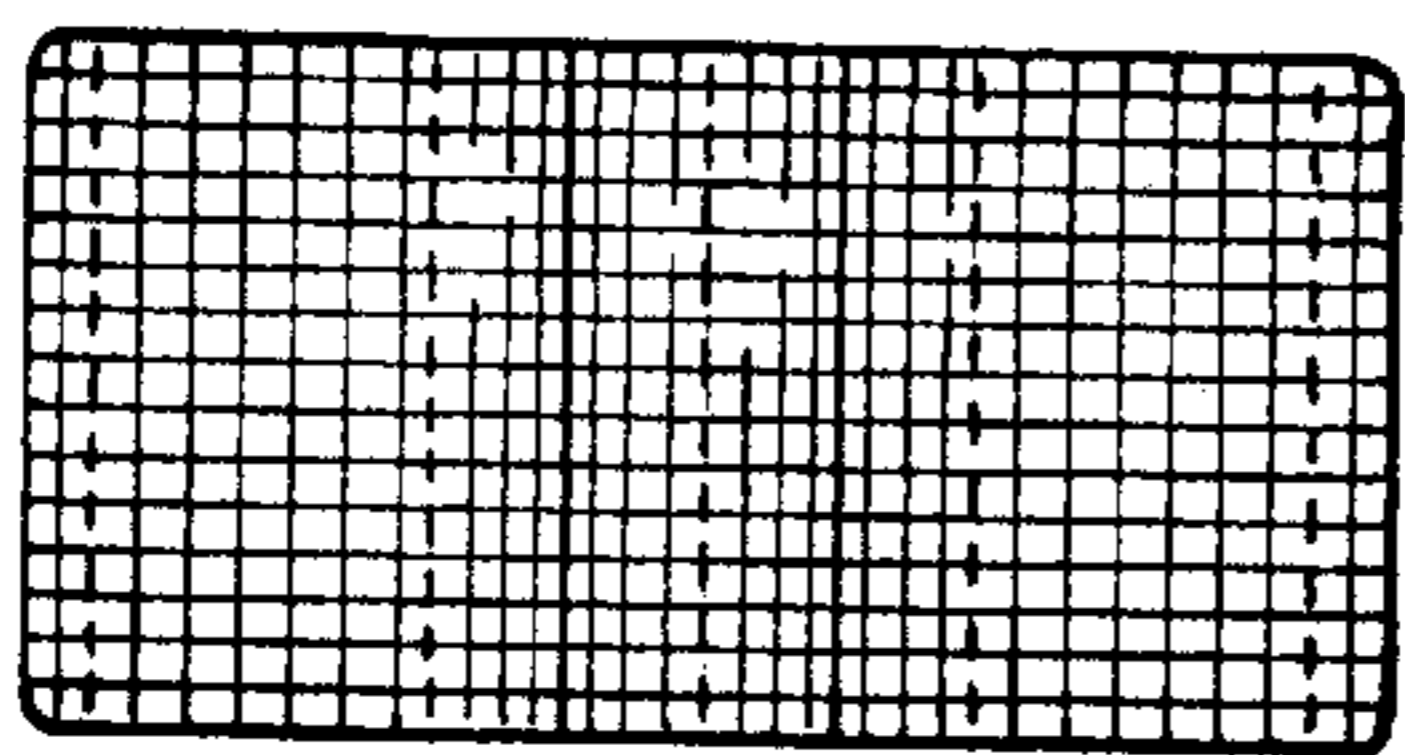


FIG. 2.



FIG. 3.



FIG. 4.