



US00D436635S

(12) **United States Design Patent**
Bowling

(10) **Patent No.:** **US D436,635 S**

(45) **Date of Patent:** **** Jan. 23, 2001**

(54) **GAME PLAYING DIE**
(76) Inventor: **Michael A. Bowling**, 7931 S. Avenida de Pina, Tucson, AZ (US) 85747
(**) Term: **14 Years**

4,239,226	12/1980	Palmer	273/146
5,150,900	9/1992	Onzo	273/146
5,203,562	* 4/1993	Smith	273/146
5,224,708	7/1993	Gathman et al.	273/146
5,690,331	* 11/1997	Sides	273/146

* cited by examiner

(21) Appl. No.: **29/103,297**
(22) Filed: **Apr. 12, 1999**

Primary Examiner—Sandra L. Morris
(74) *Attorney, Agent, or Firm*—Merchant & Gould P.C.

Related U.S. Application Data

(57) **CLAIM**

(63) Continuation of application No. 09/003,246, filed on Jan. 6, 1998, now Pat. No. 5,938,197.

The ornamental design for game playing die, as shown and described.

(51) **LOC (7) Cl.** **21-01**
(52) **U.S. Cl.** **D21/373**
(58) **Field of Search** D21/369, 371-373, D21/386; D11/90; 273/236-285, 143 A, 146

DESCRIPTION

(56) **References Cited**

U.S. PATENT DOCUMENTS

D. 232,652	* 9/1974	Hoffer	D11/90
D. 267,569	* 1/1983	Polite	D21/373
D. 402,226	* 12/1998	Wolf	D11/90
1,271,551	7/1918	Ebner et al.	273/146
1,795,562	3/1931	King et al.	273/146
3,904,208	* 9/1975	Grossman	273/146

FIG. 1 is a perspective view of a game playing die, embodying my new design;
FIG. 2 is a top plan view of the game playing die depicted in FIG. 1;
FIG. 3 is a bottom plan view of the game playing die depicted in FIG. 1;
FIG. 4 is a right elevational view of the game playing die depicted in FIG. 1; the left elevational view being a mirror image thereof; and,
FIG. 5 is a front end elevational view of the game playing die depicted in FIG. 1; the rear end elevational view being a mirror image thereof.

1 Claim, 1 Drawing Sheet

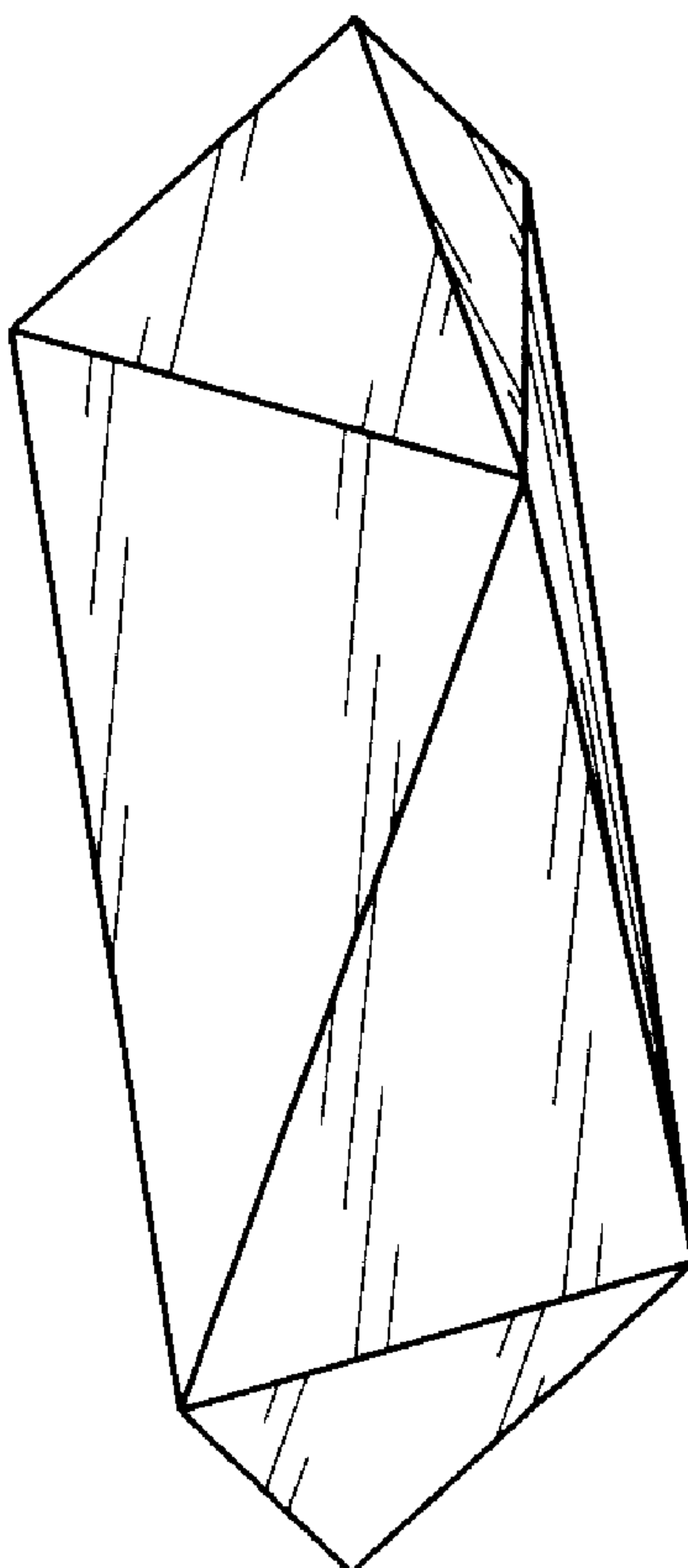


FIG. 1

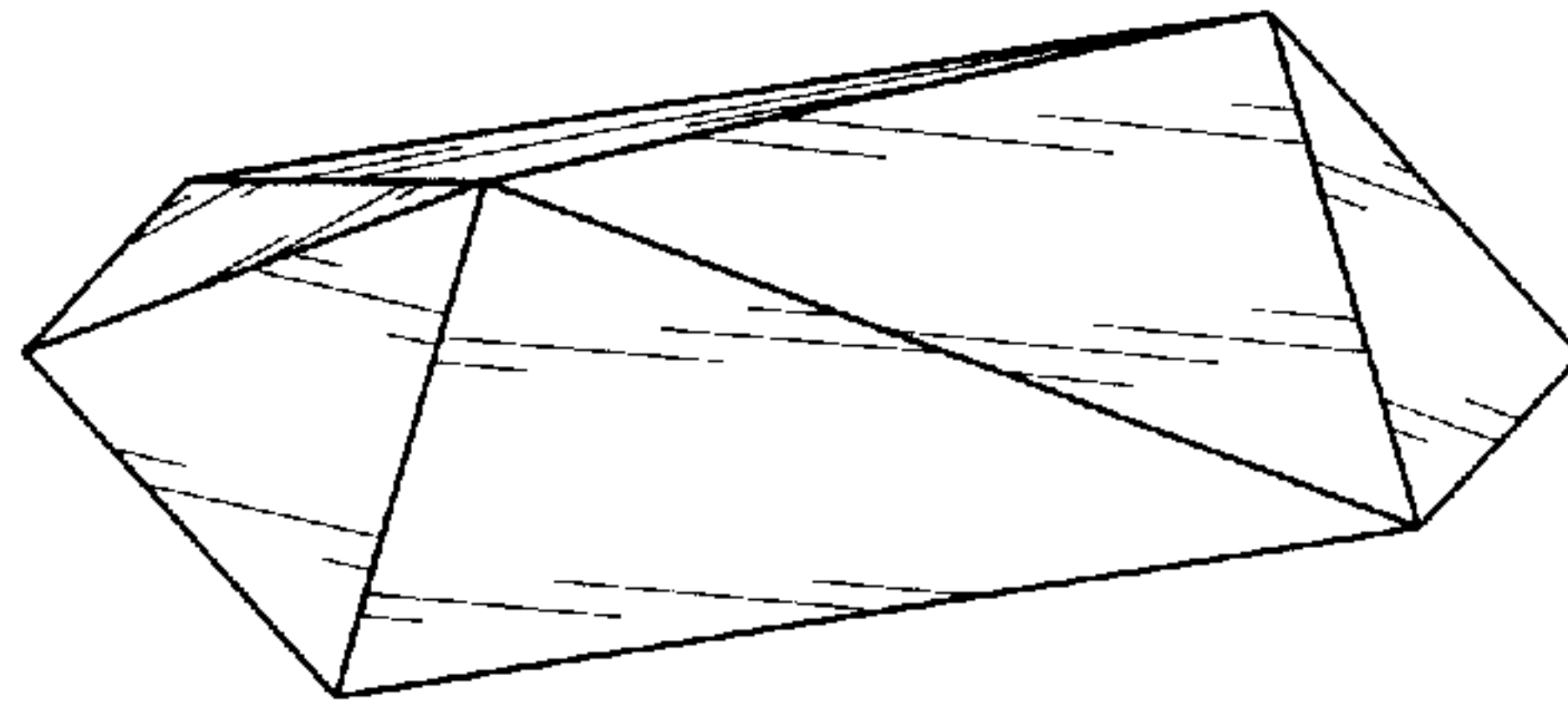


FIG. 2

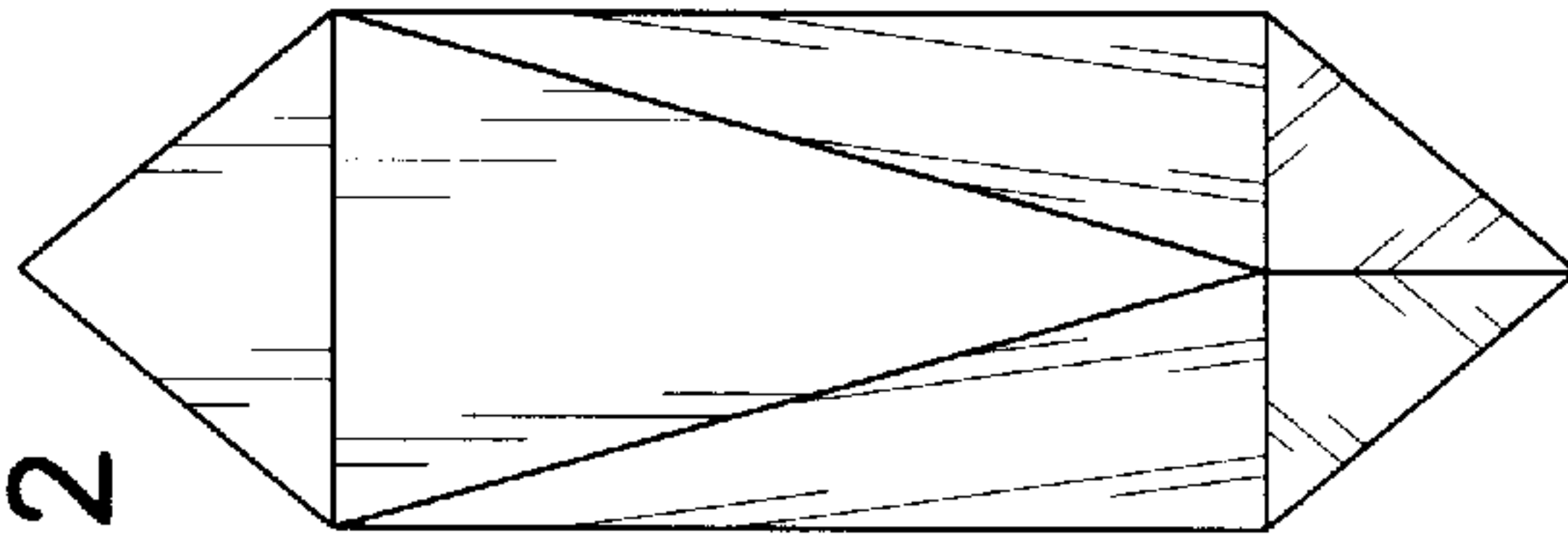


FIG. 3

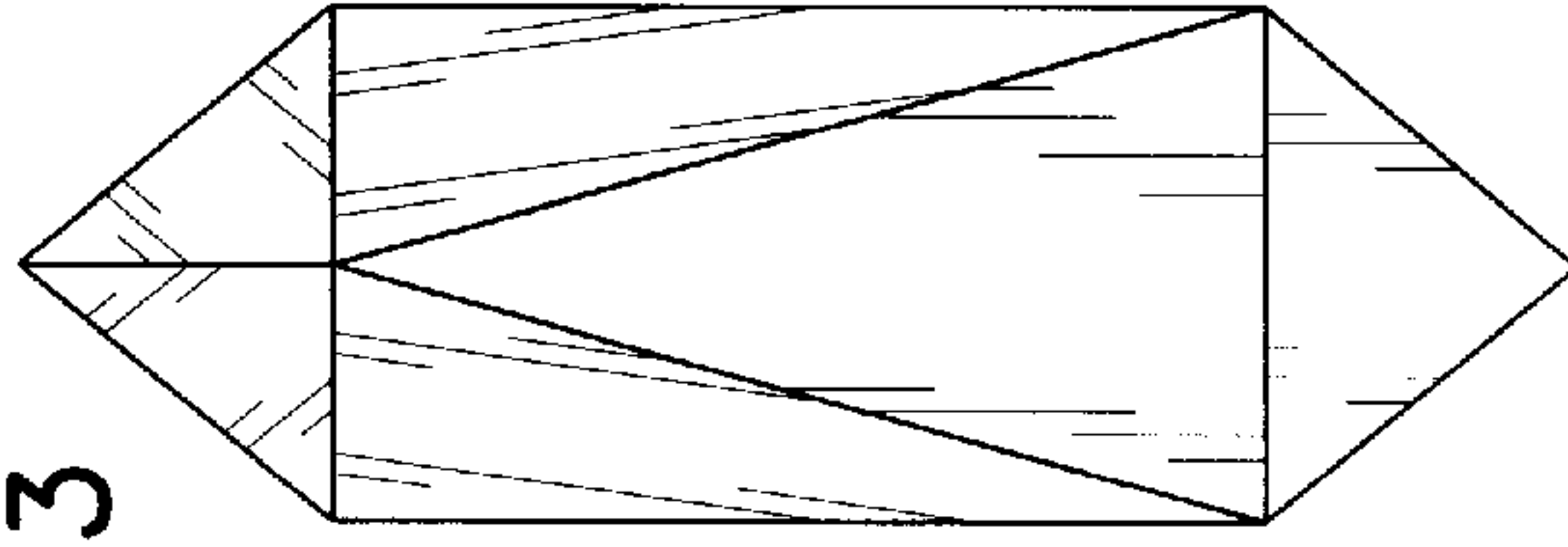


FIG. 4

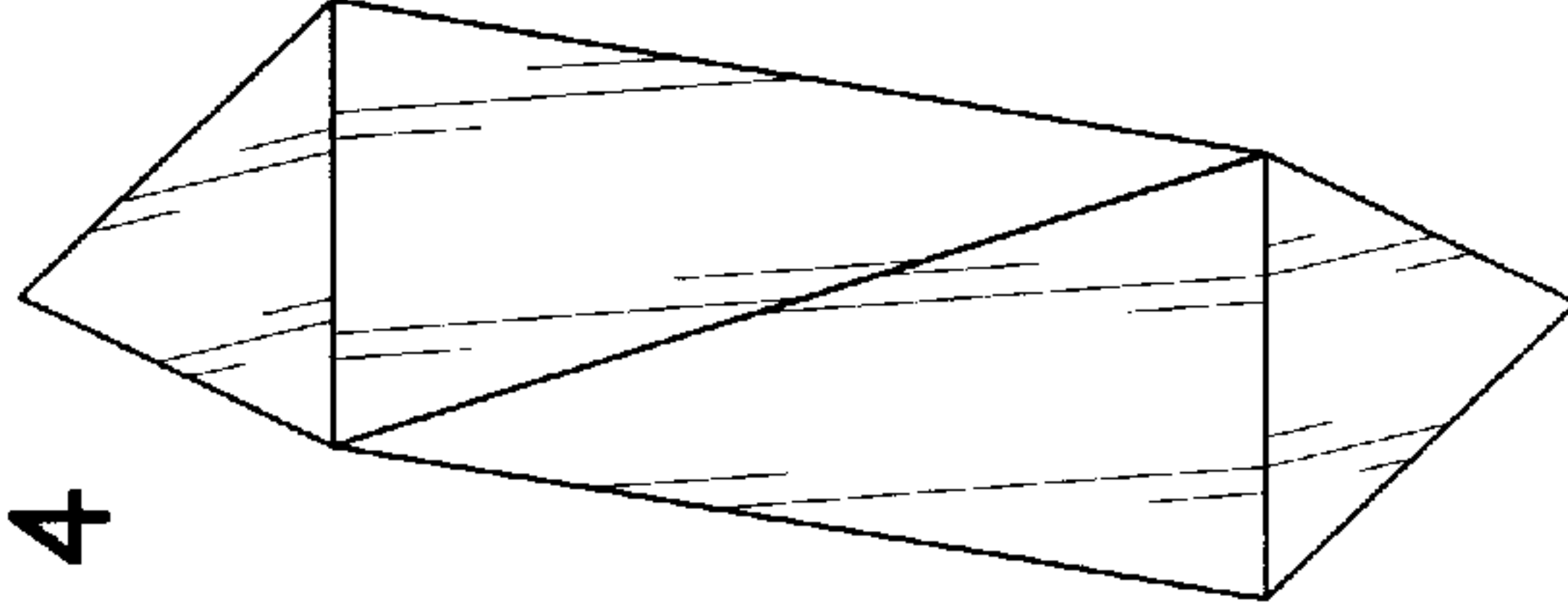


FIG. 5

