



US00D436630S

(12) **United States Design Patent**  
**Gonsiorowski et al.**

(10) **Patent No.:** **US D436,630 S**  
(45) **Date of Patent:** **\*\* Jan. 23, 2001**

(54) **INTERNET COMPUTER TERMINAL KIOSK**

(75) Inventors: **David Gonsiorowski; Gary De Blaquiére**, both of Sacramento, CA (US)

(73) Assignee: **WebRaiser Technologies**, Sacramento, CA (US)

(\*\*) Term: **14 Years**

(21) Appl. No.: **29/127,082**

(22) Filed: **Jul. 28, 2000**

(51) **LOC (7) Cl.** ..... **20-02**

(52) **U.S. Cl.** ..... **D20/10**

(58) **Field of Search** ..... D20/10; D14/100, D14/103, 106, 113, 124-129; 345/113, 133, 156, 168, 173; 248/917-924

(56) **References Cited**

**U.S. PATENT DOCUMENTS**

D. 408,835	*	4/1999	Iiedemann et al. ....	D20/10
D. 412,233	*	7/1999	Cajacob et al. ....	D20/10
D. 417,440	*	12/1999	Wilson .....	D20/10
D. 417,893	*	12/1999	Hunter et al. ....	D20/10
D. 425,875	*	5/2000	Wilson .....	D20/10

\* cited by examiner

*Primary Examiner*—Marcus A. Jackson  
(74) *Attorney, Agent, or Firm*—Heisler & Associates

(57) **CLAIM**

The ornamental design for an internet computer terminal kiosk, as shown and described.

**DESCRIPTION**

FIG. 1 is a perspective view of the invention with a card reader portion to the right of a screen portion shown in broken lines, a paper currency slot to the left of the screen portion shown in broken lines, an audio/video port portion above the screen portion shown in broken lines, and a handle portion in a keyboard portion shown in broken lines;

FIG. 2 is a left side view of the invention, the right side view being a mirror image;

FIG. 3 is a top plan view of the invention;

FIG. 4 is a front elevation view of the invention as shown in FIG. 1;

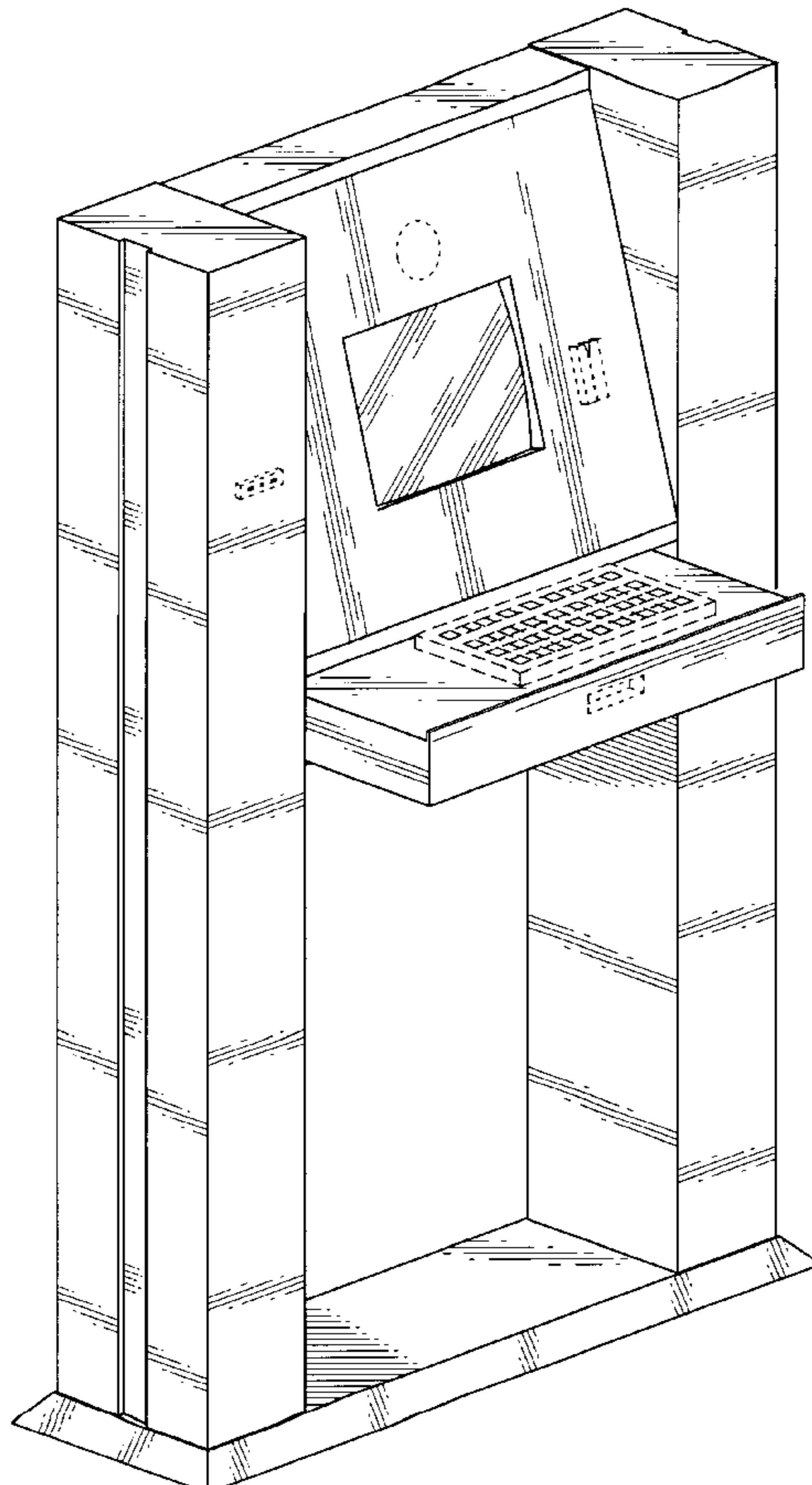
FIG. 5 is a rear elevation view of the invention;


FIG. 6 is a bottom plan view of the invention; and,

FIG. 7 is a perspective view of the invention shown with an open keyboard tray portion having a keyboard portion resting thereon shown in broken lines.

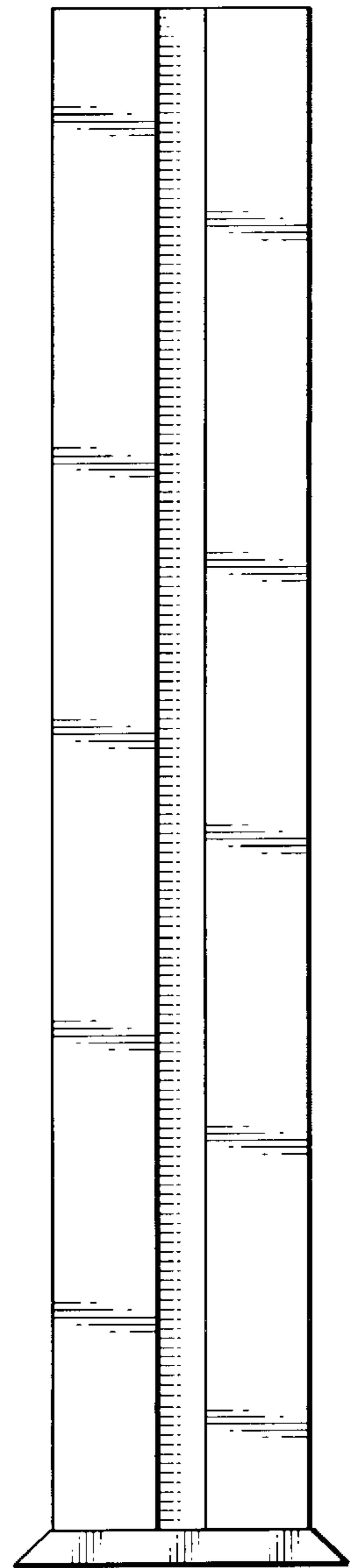
The broken lines in FIGS. 1, 4 and 7 are for purposes of illustration only and form no part of the claimed design.

**1 Claim, 4 Drawing Sheets**

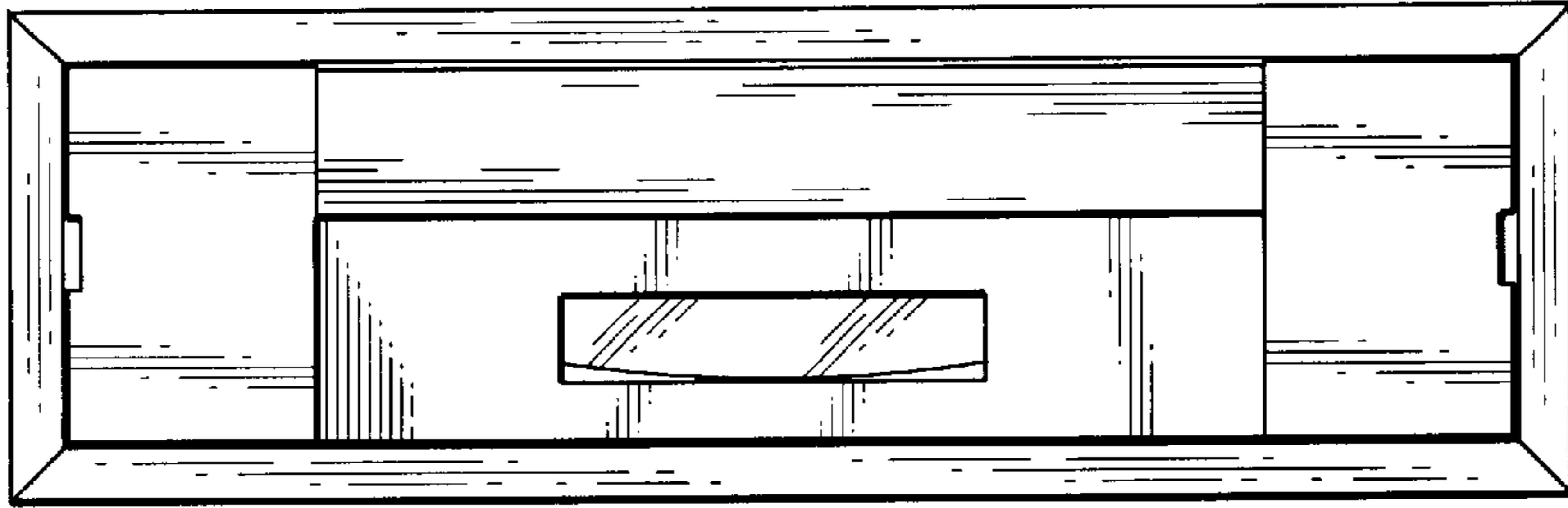




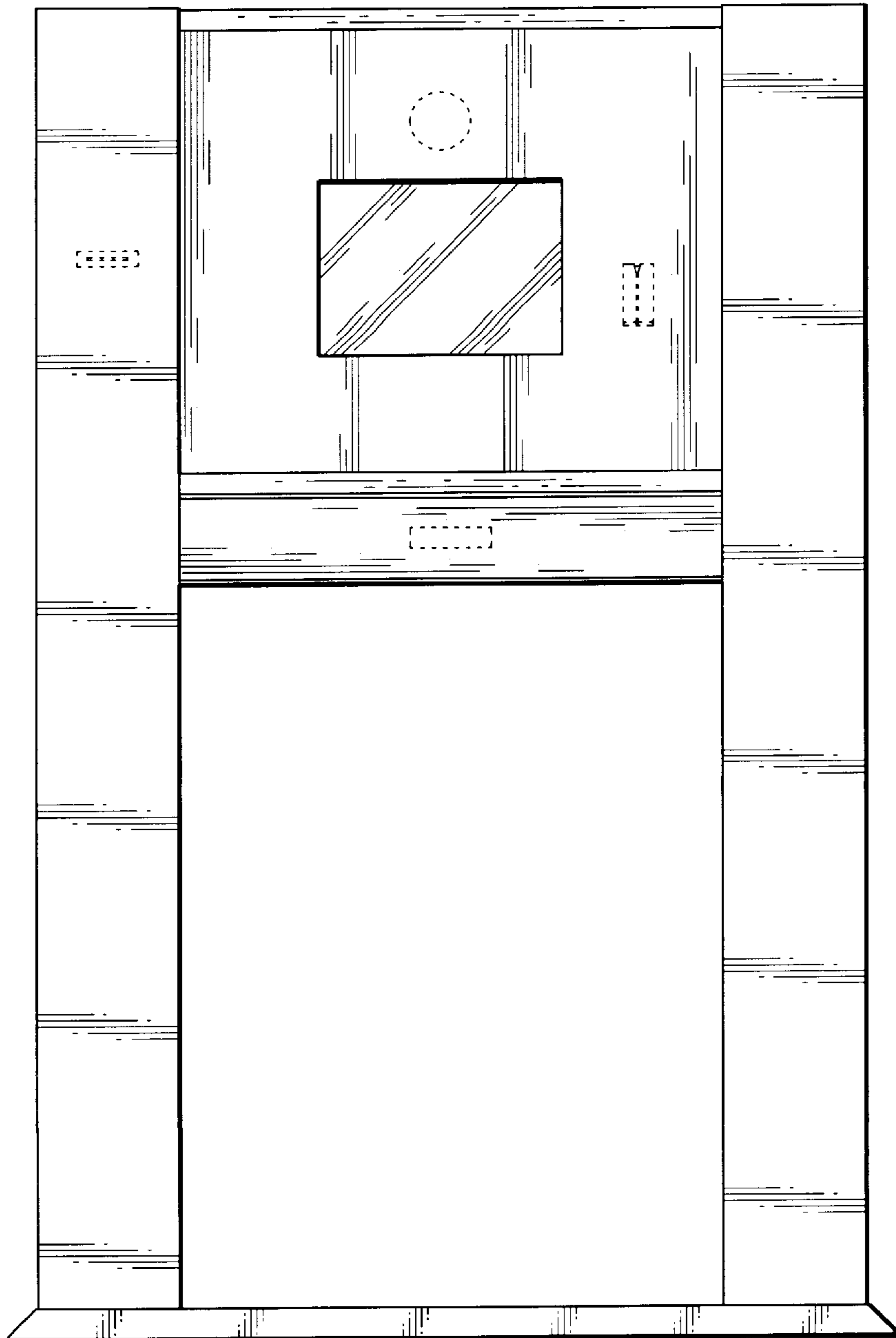
*Fig. 1*



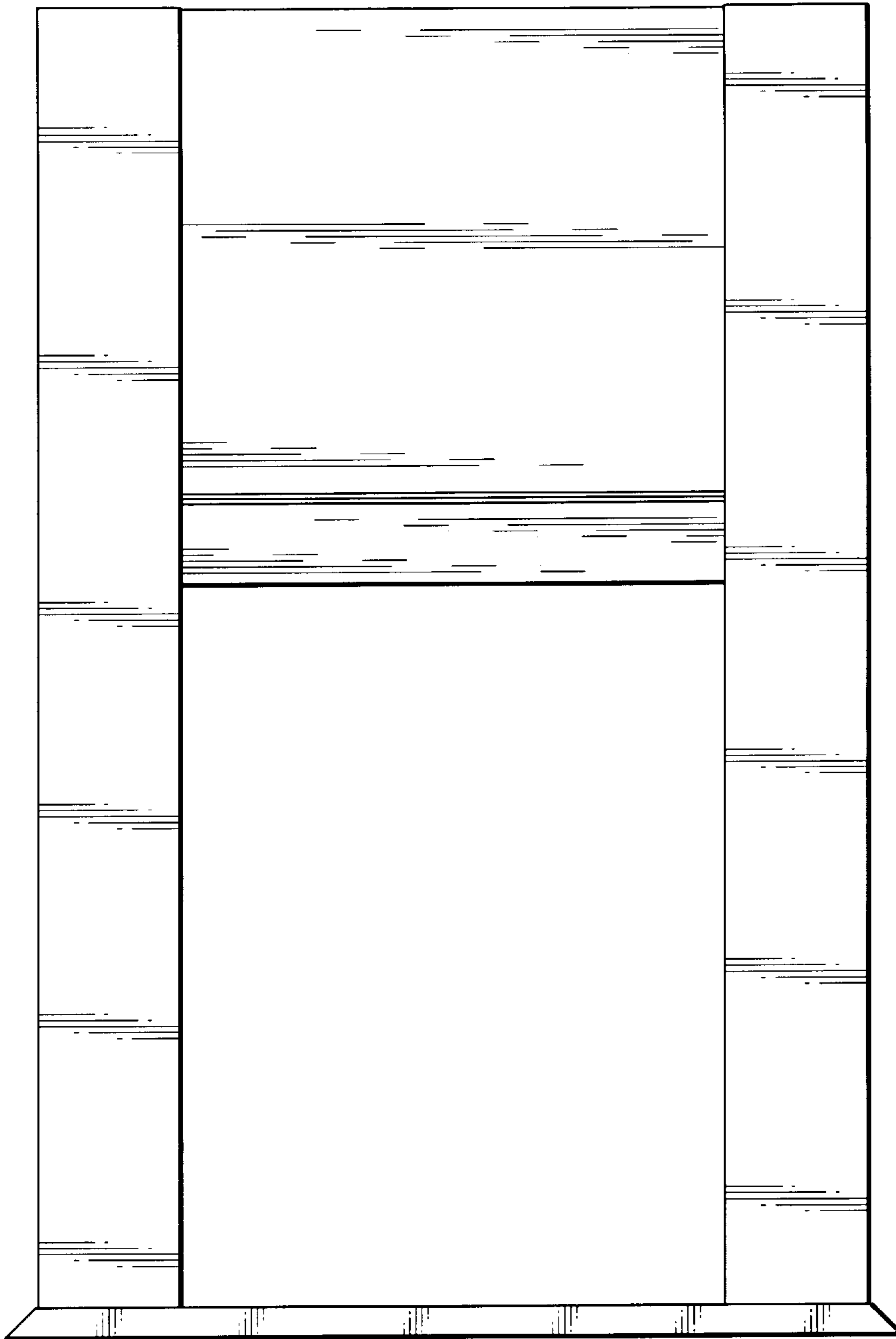
*Fig. 2*



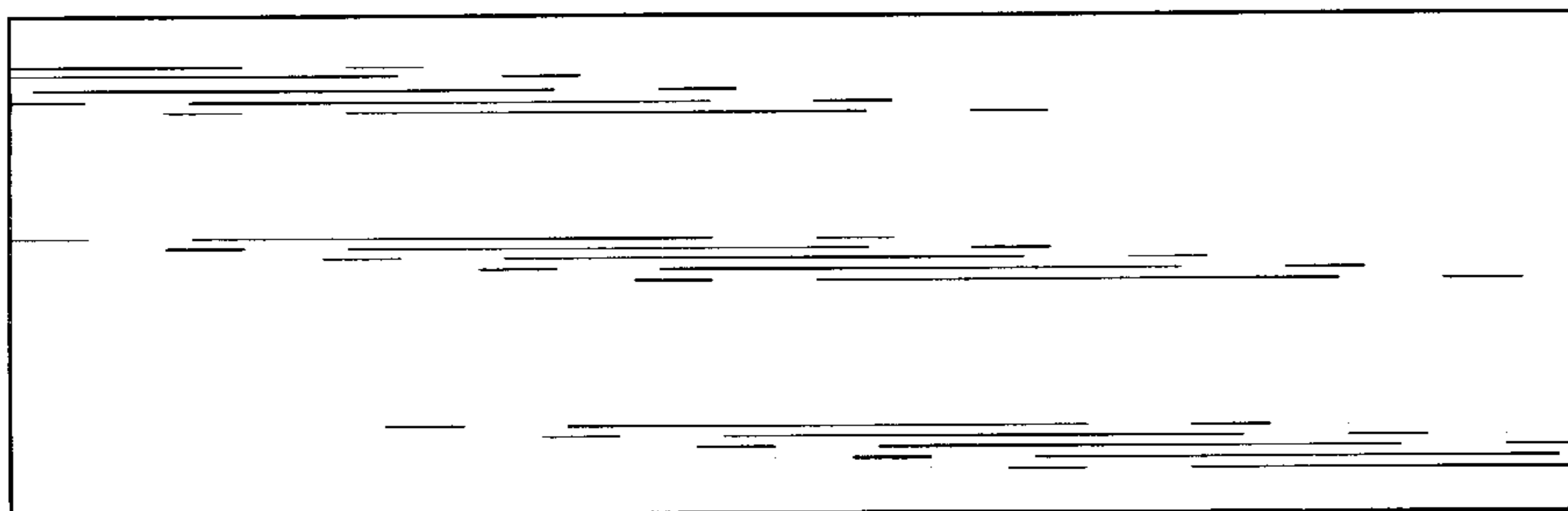
*Fig. 3*




*Fig. 4*



*Fig. 5*



*Fig. 6*



*Fig. 7*