



US00D436627S

(12) **United States Design Patent**  
**Bardet**

(10) **Patent No.:** **US D436,627 S**

(45) **Date of Patent:** **\*\* Jan. 23, 2001**

(54) **OFFICE MAGNET**

(75) **Inventor:** **Jean Bardet, Choisy (FR)**

(73) **Assignee:** **Manufacture d'Articles de Precision,  
Pringy (FR)**

(\*\*) **Term:** **14 Years**

(21) **Appl. No.:** **29/120,770**

(22) **Filed:** **Mar. 24, 2000**

(30) **Foreign Application Priority Data**

Sep. 27, 1999 (XH) ..... DM049 307

(51) **LOC (7) Cl.** ..... **19-02**

(52) **U.S. Cl.** ..... **D19/90; D19/86**

(58) **Field of Search** ..... D19/65, 86, 90,  
D19/91, 96, 97, 99, 100; D13/183; D8/349,  
373, 382; 24/303; 335/209, 285, 296, 302,  
303; 248/467, 206.5, 309.4

(56) **References Cited**

**U.S. PATENT DOCUMENTS**

D. 229,698 \* 12/1973 Kretzer ..... D13/183

D. 258,832	*	4/1981	Meadows	.....	D21/707
D. 286,425	*	10/1986	Haase	.....	D19/91 X
2,592,395	*	4/1952	Cummings	.....	24/66.1
2,659,169	*	11/1953	Brennan	.....	24/303 X
2,752,764	*	7/1956	Lederer	.....	24/303 X
2,935,662	*	5/1960	Mausmann	.....	24/303
5,806,346	*	9/1998	Schlinger et al.	.....	24/303 X

\* cited by examiner

*Primary Examiner*—Martie K. Holtje

(74) *Attorney, Agent, or Firm*—Cantor Colburn LLP

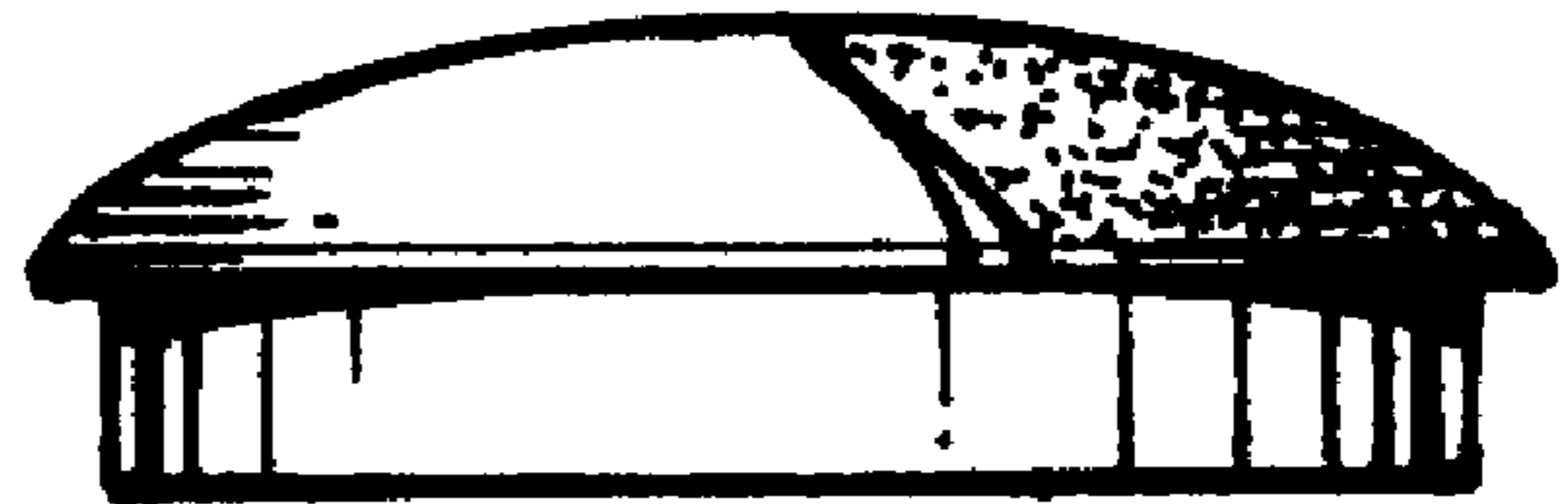
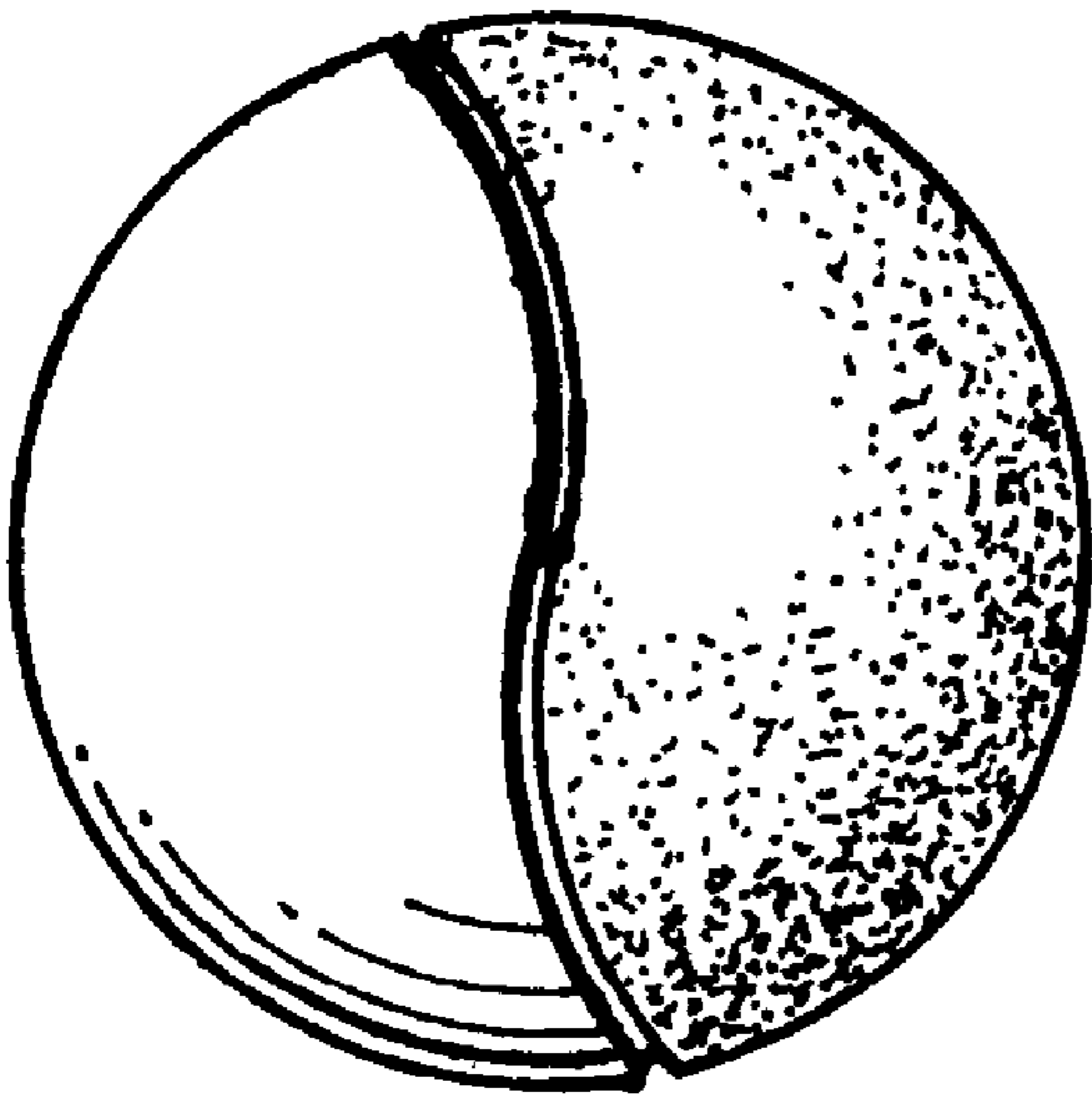
(57) **CLAIM**

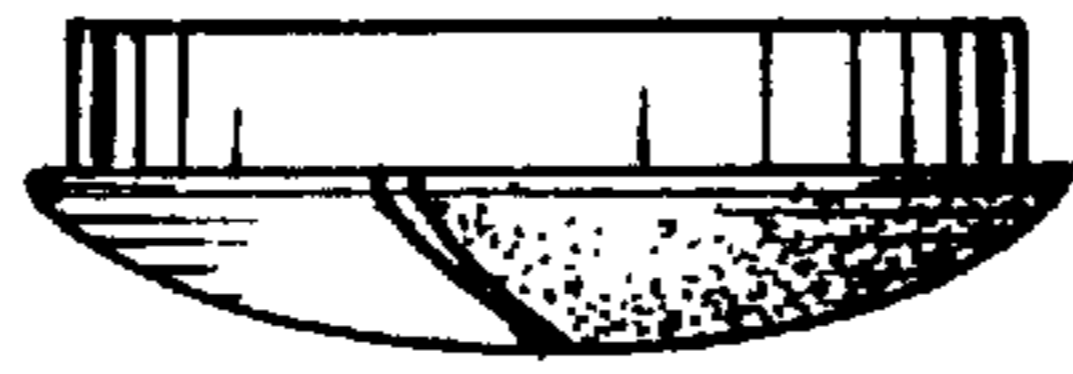
The ornamental design for an office magnet, as shown and described.

**DESCRIPTION**

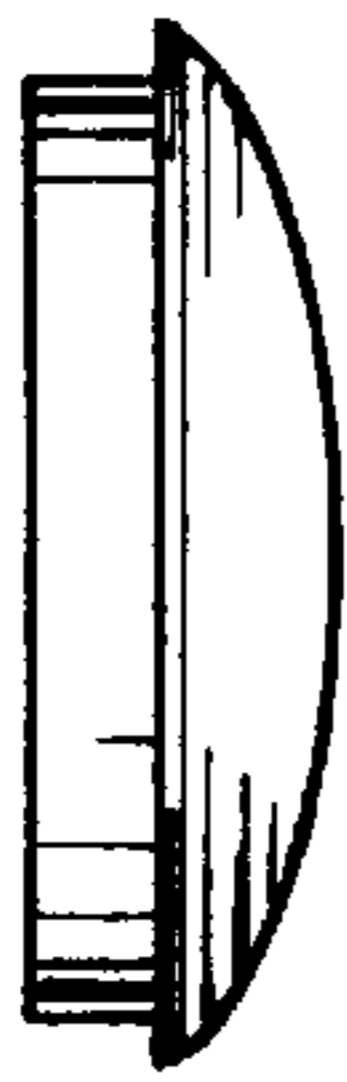
FIG. 1 is front view of office magnet showing a first embodiment of my new design;  
FIG. 2 is a left side elevational view thereof;  
FIG. 3 is a right side elevational view thereof;  
FIG. 4 is a top view thereof;  
FIG. 5 is a bottom view thereof; and,  
FIG. 6 is a rear view thereof.

**1 Claim, 1 Drawing Sheet**

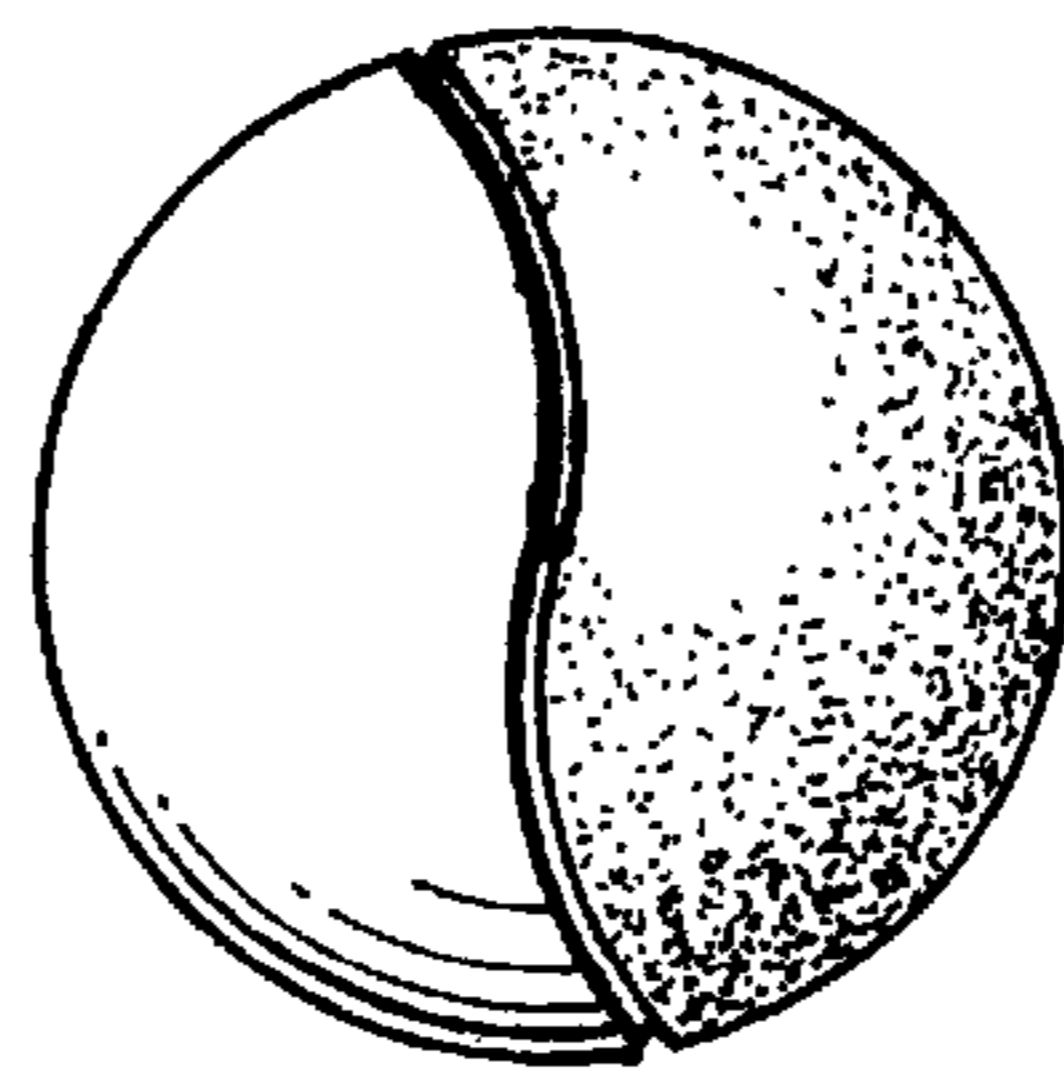





*FIG. 4*



*FIG. 2*



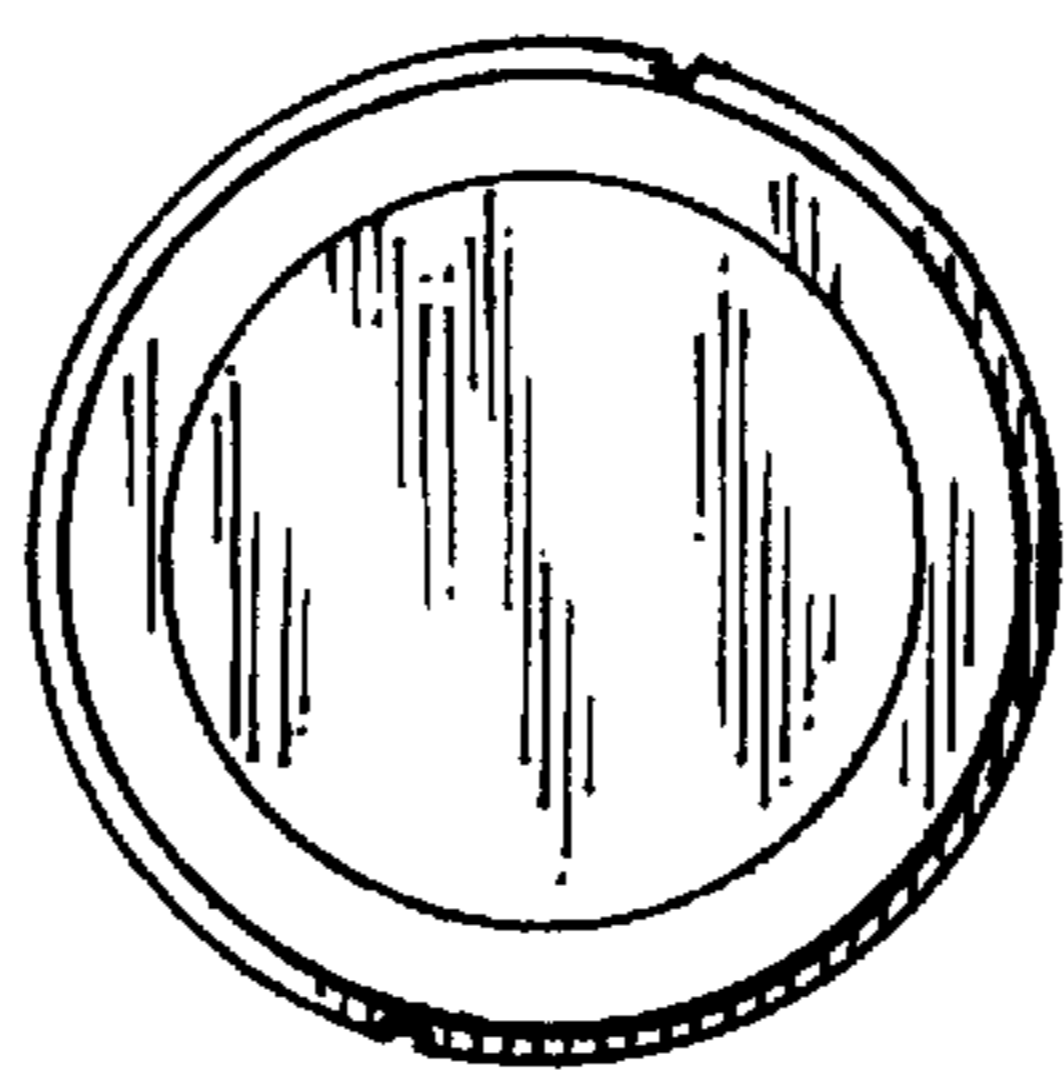
*FIG. 1*



*FIG. 3*



*FIG. 5*



*FIG. 6*