



US00D436624S

(12) **United States Design Patent**
Zier

(10) **Patent No.:** **US D436,624 S**

(45) **Date of Patent:** **** Jan. 23, 2001**

(54) **BALL POINT PEN**

(76) **Inventor:** **Joachim Zier**, Burger
Kunststoff-Spritzgusswerk GmbH,
Postfach 1280,
VS-Villingen-Schwenningen (DE)

(**) **Term:** **14 Years**

(21) **Appl. No.:** **29/111,629**

(22) **Filed:** **Oct. 1, 1999**

(51) **LOC (7) Cl.** **19-06**

(52) **U.S. Cl.** **D19/48; D19/50; D19/51;**
D19/56

(58) **Field of Search** D19/35, 36, 41-51,
D19/53-58, 81-85; 401/6, 7, 88, 99, 100,
103, 104, 109, 115, 116, 209

(56) **References Cited**

U.S. PATENT DOCUMENTS

- D. 283,901 * 5/1986 Horntrich D19/50
- D. 292,007 * 9/1987 Ambasz D19/48
- D. 321,718 * 11/1991 Ambasz D19/48
- D. 330,565 * 10/1992 Dallaire D19/48
- D. 345,578 * 3/1994 Zier D19/48
- D. 380,008 * 6/1997 Briggl D19/50
- D. 403,703 * 1/1999 Campbell D19/43

- D. 404,427 * 1/1999 Takanashi D19/48
- D. 406,277 * 3/1999 Lecce D19/48

* cited by examiner

Primary Examiner—Martie K. Holtje

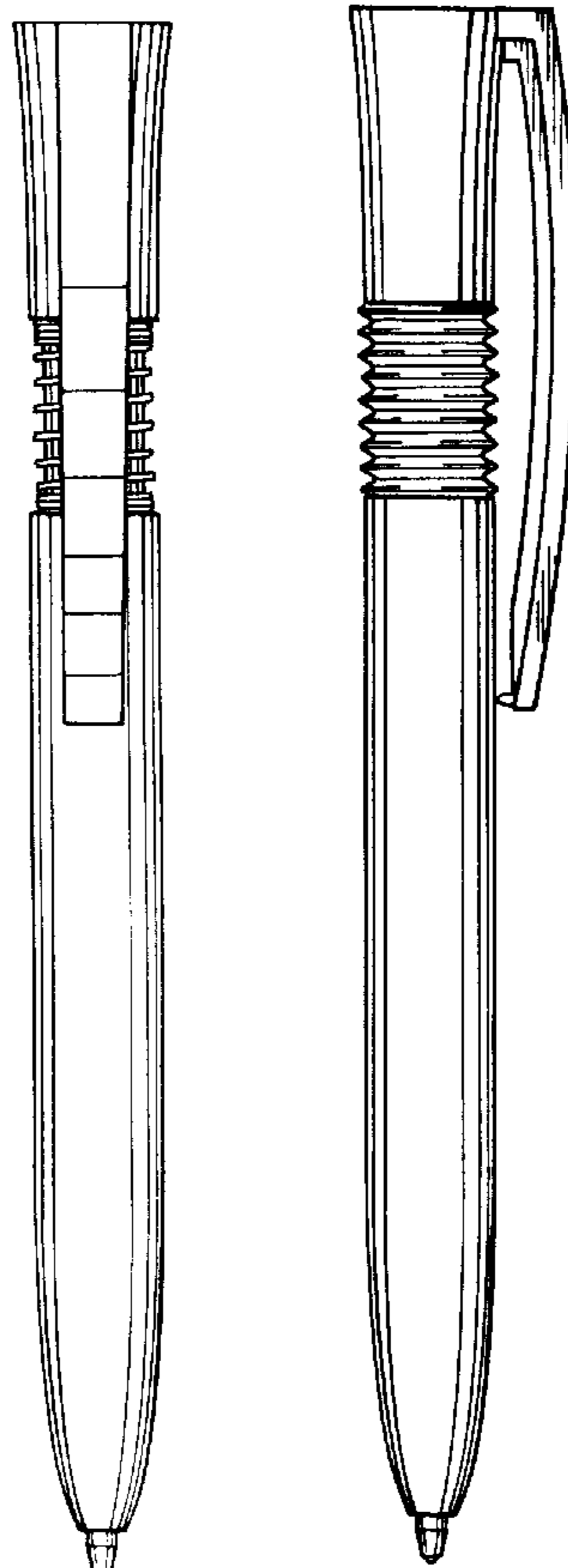
(57) **CLAIM**

The ornamental design for a ball point pen, as shown and described.

DESCRIPTION

FIG. 1 is a front elevational view of a first embodiment of ball point pen showing my new design;
 FIG. 2 is a top plan view thereof;
 FIG. 3 is a right side elevational view thereof;
 FIG. 4 is a left side elevational view thereof;
 FIG. 5 is a rear elevational view thereof;
 FIG. 6 is a bottom view thereof;
 FIG. 7 is a front elevational view of a second embodiment of ball point pen showing my new design;
 FIG. 8 is a top plan view thereof;
 FIG. 9 is a left side elevational view thereof of which a right side elevational view is a mirror image;
 FIG. 10 is a rear elevational view thereof; and,
 FIG. 11 is a bottom view thereof.

1 Claim, 2 Drawing Sheets



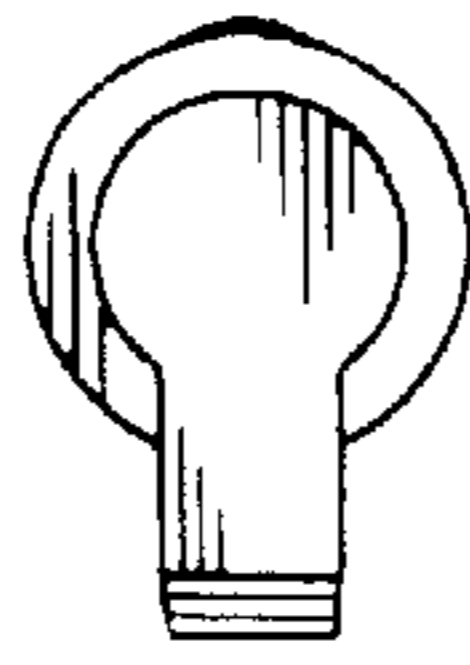


FIG. 2

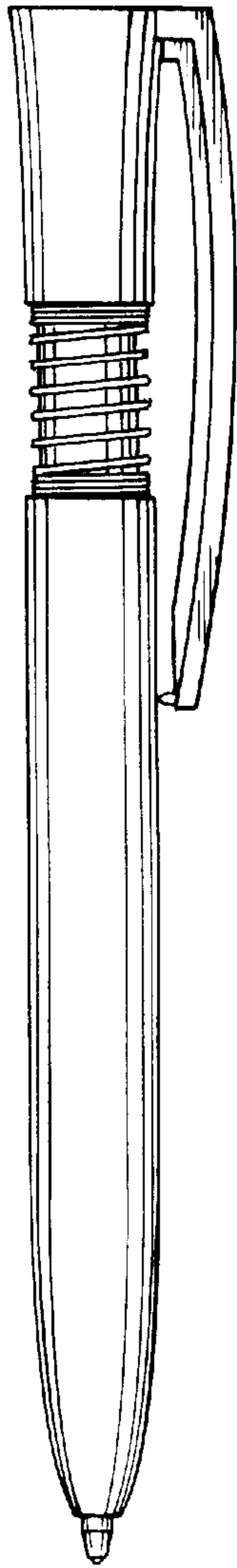


FIG. 4

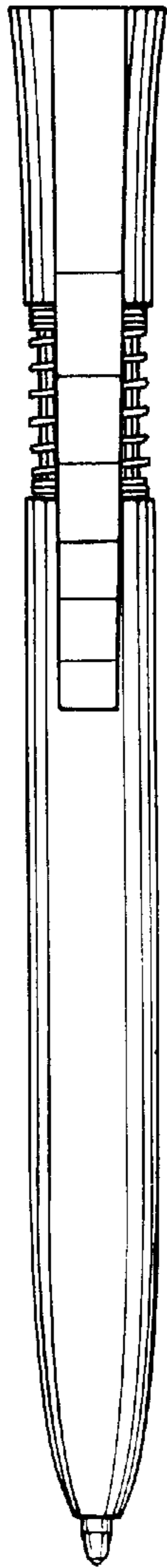


FIG. 1

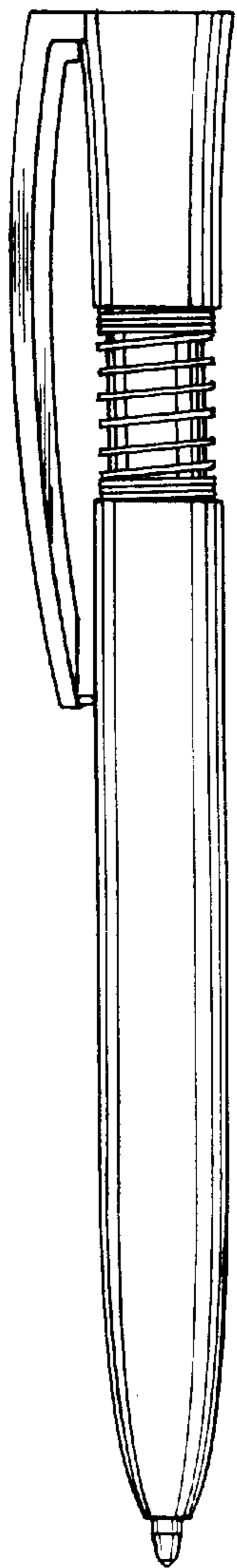


FIG. 3



FIG. 5

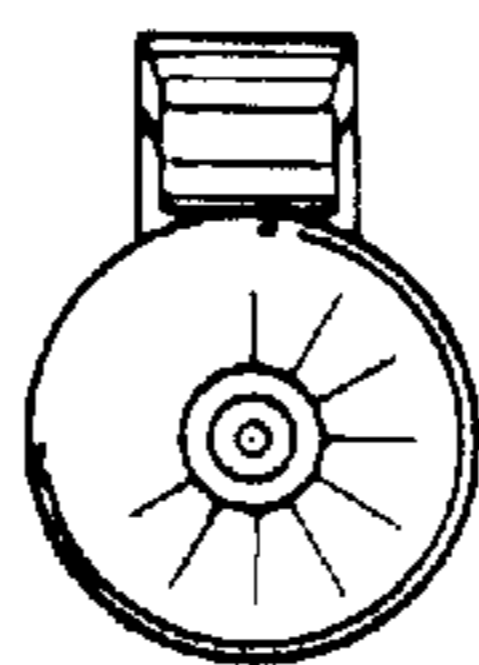


FIG. 6




FIG. 8

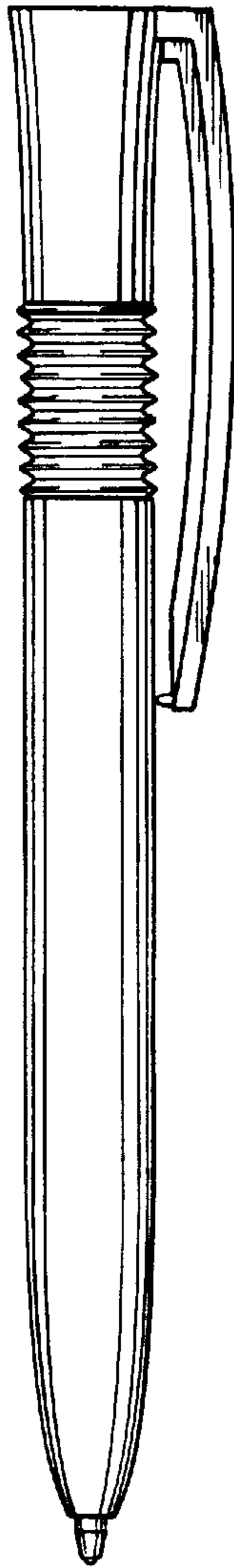


FIG. 9

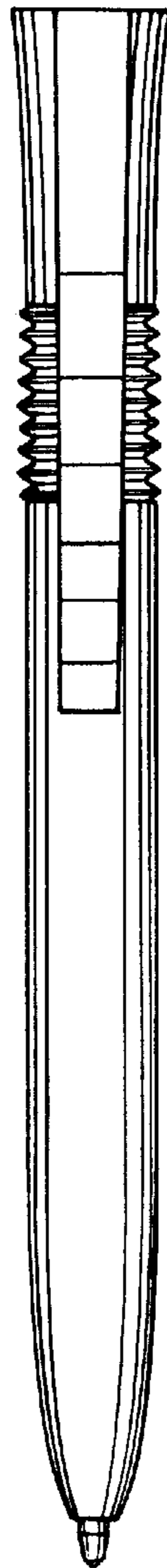


FIG. 7



FIG. 10

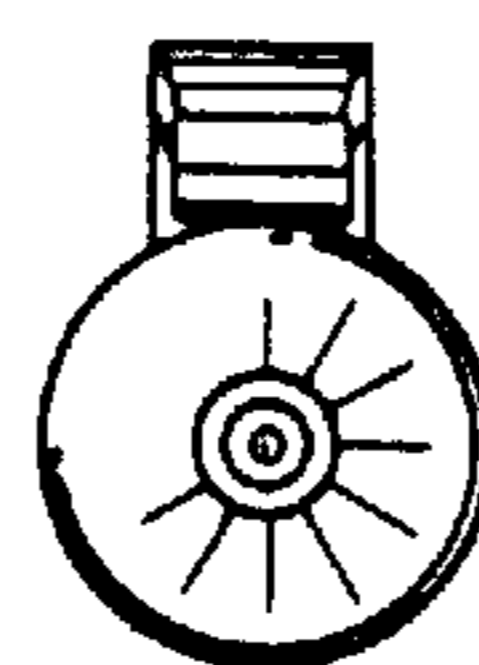


FIG. 11