



US00D436608S

(12) **United States Design Patent**
Hartlöhner et al.

(10) **Patent No.:** **US D436,608 S**

(45) **Date of Patent:** **** Jan. 23, 2001**

(54) **CUTTING INSERT**

D. 426,839 * 4/2000 Morrison et al. D15/139

(75) Inventors: **Rudi Hartlöhner**, Tuchenbach; **Franz Havrda**, Grossenseebach, both of (DE)

* cited by examiner

(73) Assignee: **Kennametal Inc.**, Latrobe, PA (US)

Primary Examiner—Antoine Duval Davis

(**) Term: **14 Years**

(74) *Attorney, Agent, or Firm*—Larry R. Meenan

(21) Appl. No.: **29/124,764**

(57) **CLAIM**

(22) Filed: **Jun. 12, 2000**

The ornamental design for a cutting insert, as shown and described.

Related U.S. Application Data

DESCRIPTION

(62) Division of application No. 29/115,450, filed on Dec. 13, 1999, now Pat. No. Des. 430,178, which is a division of application No. 29/107,502, filed on Jul. 7, 1999, now Pat. No. Des. 429,261.

FIG. 1 is a perspective view of a cutting insert showing our new design;

(51) **LOC (7) Cl.** **15-09**

FIG. 2 is a top plan view of the cutting insert of FIG. 1, with the bottom view being a mirror image thereof; and,

(52) **U.S. Cl.** **D15/139**

(58) **Field of Search** D15/139; 407/113–118

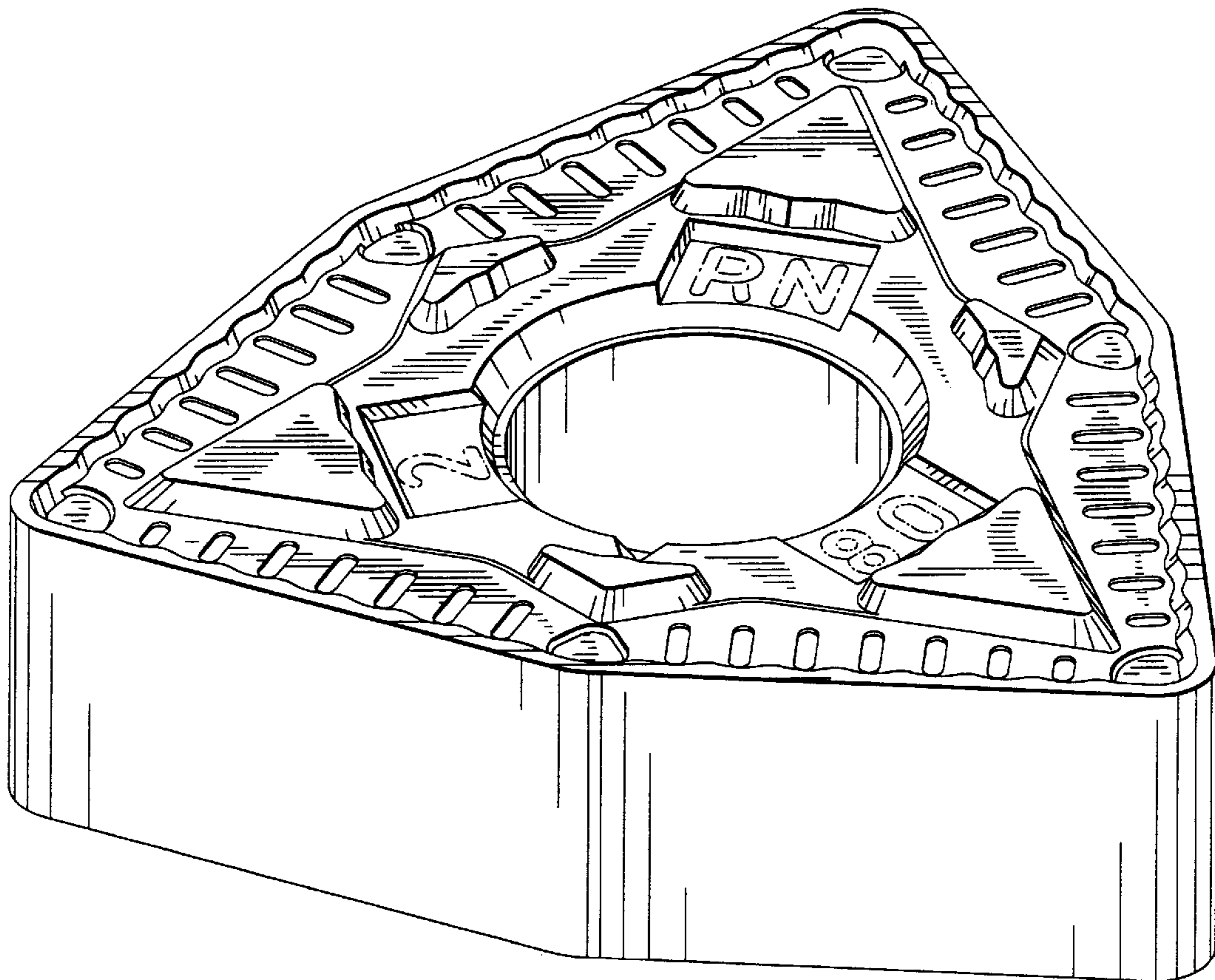
FIG. 3 is a side view thereof, with the remaining side views being a mirror image thereof.

(56) **References Cited**

U.S. PATENT DOCUMENTS

D. 423,024 * 4/2000 Hartlohner et al. D15/139

1 Claim, 2 Drawing Sheets



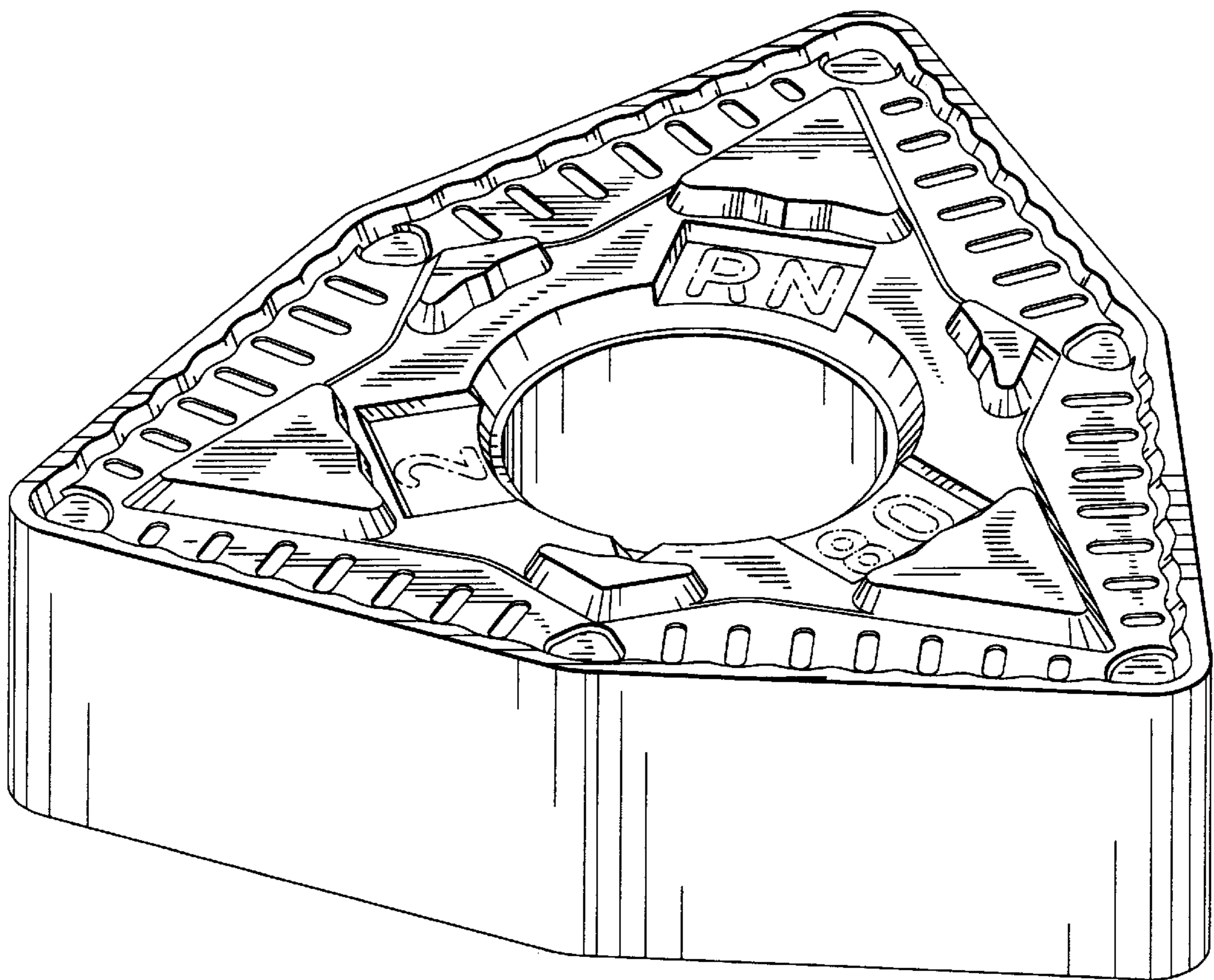


FIG 1

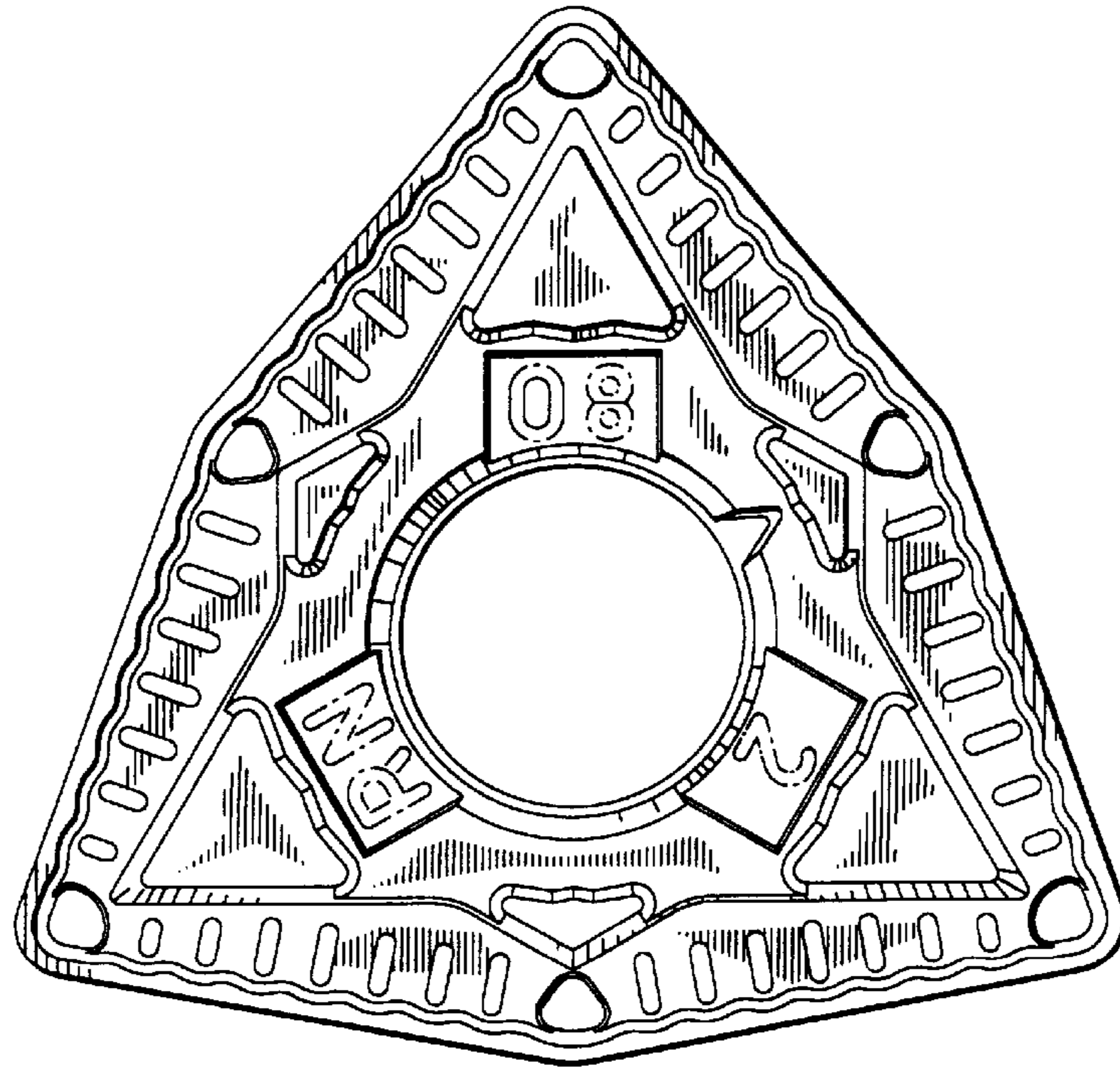


FIG. 2

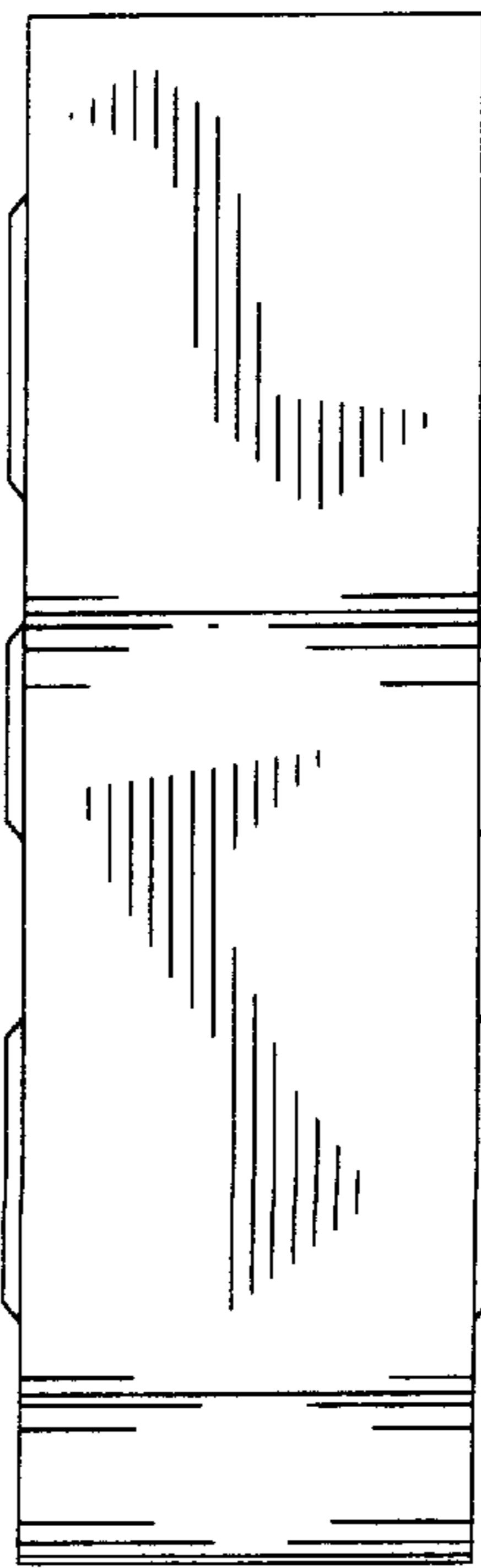


FIG. 3