



US00D436590S

(12) **United States Design Patent**  
**Finkbeiner**

(10) **Patent No.:** **US D436,590 S**

(45) **Date of Patent:** **\*\* Jan. 23, 2001**

(54) **KEYPAD**

(75) **Inventor:** **Tanja Finkbeiner**, Los Angeles, CA  
(US)

(73) **Assignee:** **Nokia Moible Phones Limited**, Espoo  
(FI)

(\*\*) **Term:** **14 Years**

(21) **Appl. No.:** **29/104,094**

(22) **Filed:** **Apr. 28, 1999**

(51) **LOC (7) Cl.** ..... **14-03**

(52) **U.S. Cl.** ..... **D14/247**

(58) **Field of Search** ..... D14/137, 138,  
D14/147-148, 247-248, 250, 240, 140-142;  
379/433, 434, 419, 420, 428, 440, 368;  
455/550-575, 90

(56) **References Cited**

**U.S. PATENT DOCUMENTS**

D. 402,980	*	12/1998	Galletti et al.	.....	D14/138
D. 408,398	*	4/1999	Arnold	.....	D14/138
D. 408,400	*	4/1999	Dalby et al.	.....	D14/138
D. 408,824	*	4/1999	Johansson et al.	.....	D14/247
D. 413,896	*	9/1999	Frye et al.	.....	D14/247
D. 415,489	*	10/1999	Ke	.....	D14/138
D. 416,024	*	11/1999	Johansson et al.	.....	D14/247
D. 420,351	*	2/2000	Waldner	.....	D14/138
D. 420,678	*	2/2000	Curtis et al.	.....	D14/247
D. 421,019	*	2/2000	Curtis	.....	D14/247

D. 421,020	*	2/2000	Curtis	.....	D14/247
D. 421,992	*	3/2000	Phillips et al.	.....	D14/247
D. 424,551	*	5/2000	Finkbeiner	.....	D14/247
D. 425,057	*	5/2000	Finkbeiner	.....	D14/138
4,328,399	*	5/1982	Perks et al.	.....	341/22
4,734,679	*	3/1988	Haskins	.....	341/22
5,546,457	*	8/1996	Tomura et al.	.....	379/368
5,745,566	*	4/1998	Petrella et al.	.....	379/433
5,940,015	*	8/1999	Thornton et al.	.....	341/20
6,084,962	*	7/2000	Plenge	.....	379/433

\* cited by examiner

*Primary Examiner*—Jeffrey Asch

(74) *Attorney, Agent, or Firm*—Perman & Green, LLP

(57) **CLAIM**

The ornamental design for a keypad, as shown and described.

**DESCRIPTION**

FIG. 1 is a top, front and right side perspective view of a keypad showing my new design;

FIG. 2 is a bottom, rear, and left side perspective view thereof;

FIG. 3 is a bottom plan view thereof;

FIG. 4 is a rear elevational view thereof;

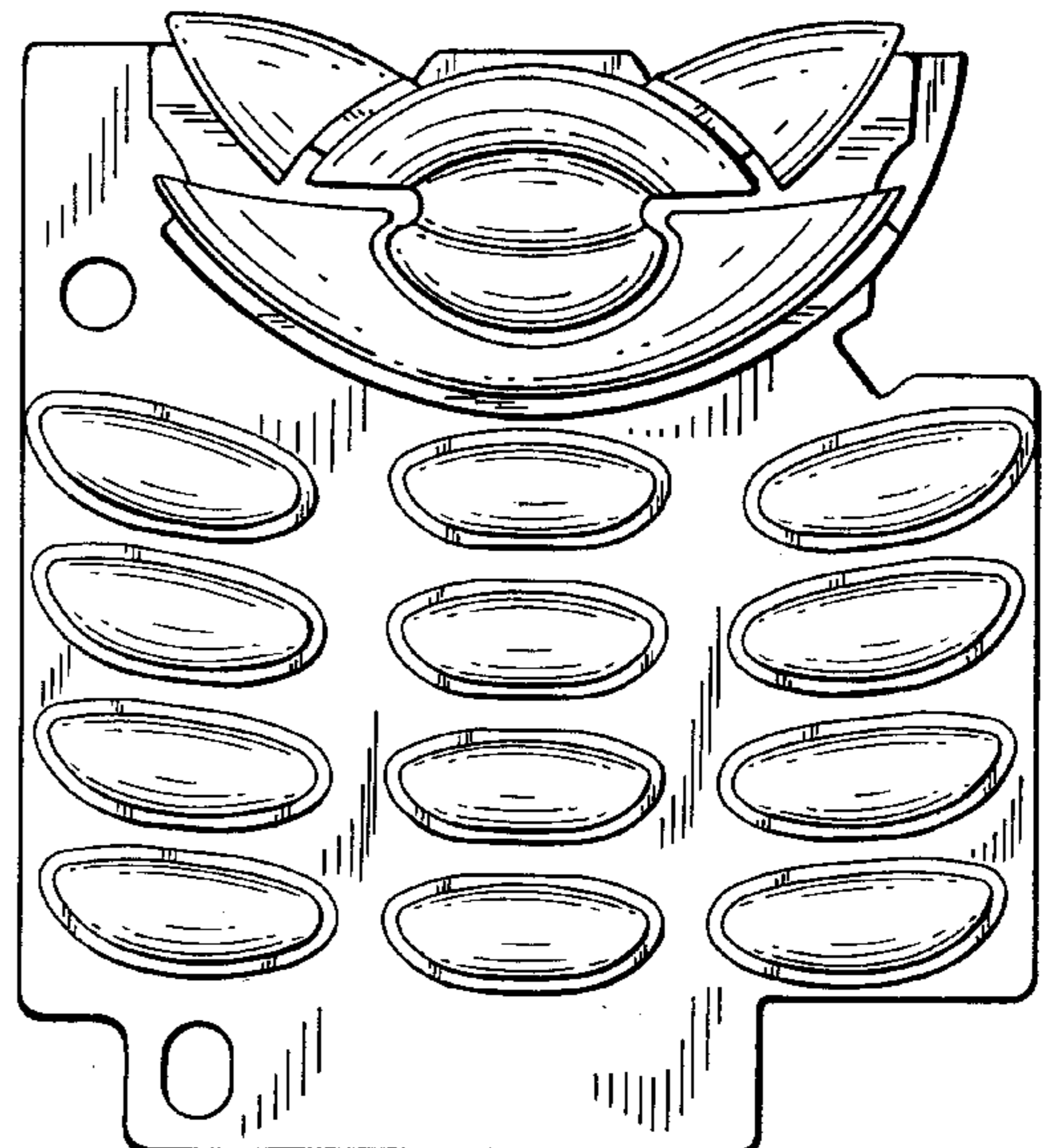
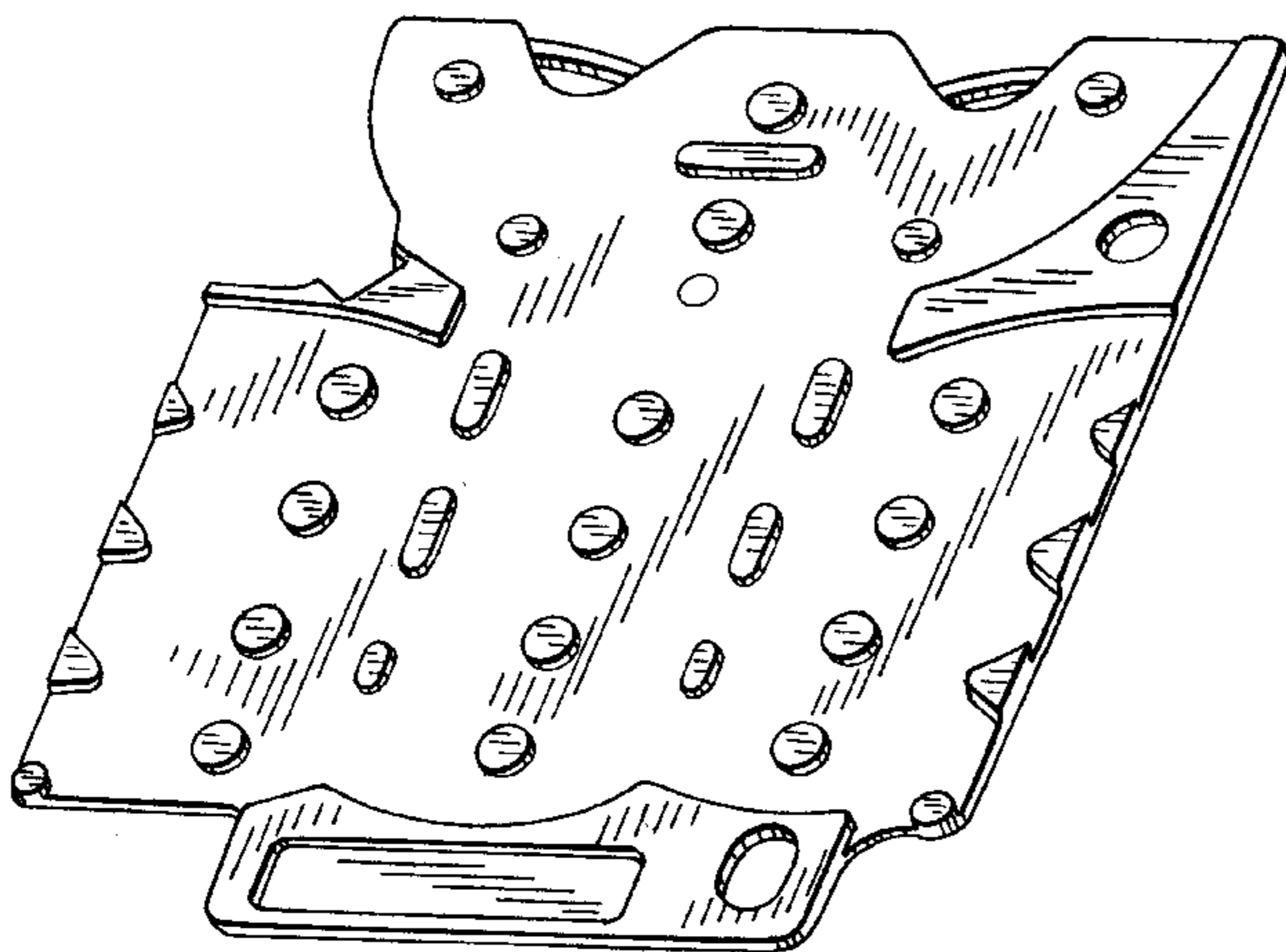
FIG. 5 is a right side view thereof;

FIG. 6 is a front elevational view thereof;

FIG. 7 is a left side view thereof; and,

FIG. 8 is a top plan view thereof.

**1 Claim, 3 Drawing Sheets**



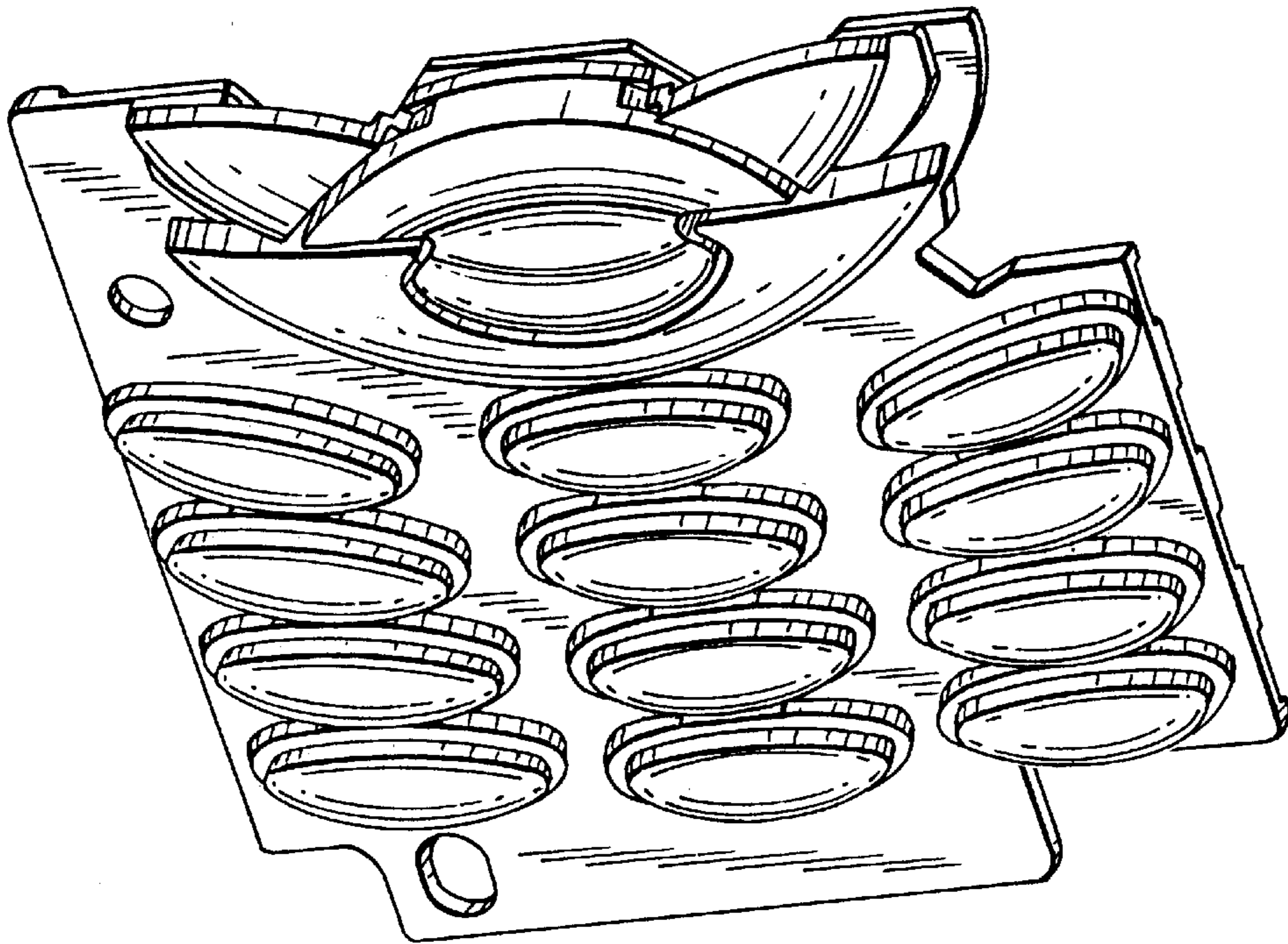


FIG. 1

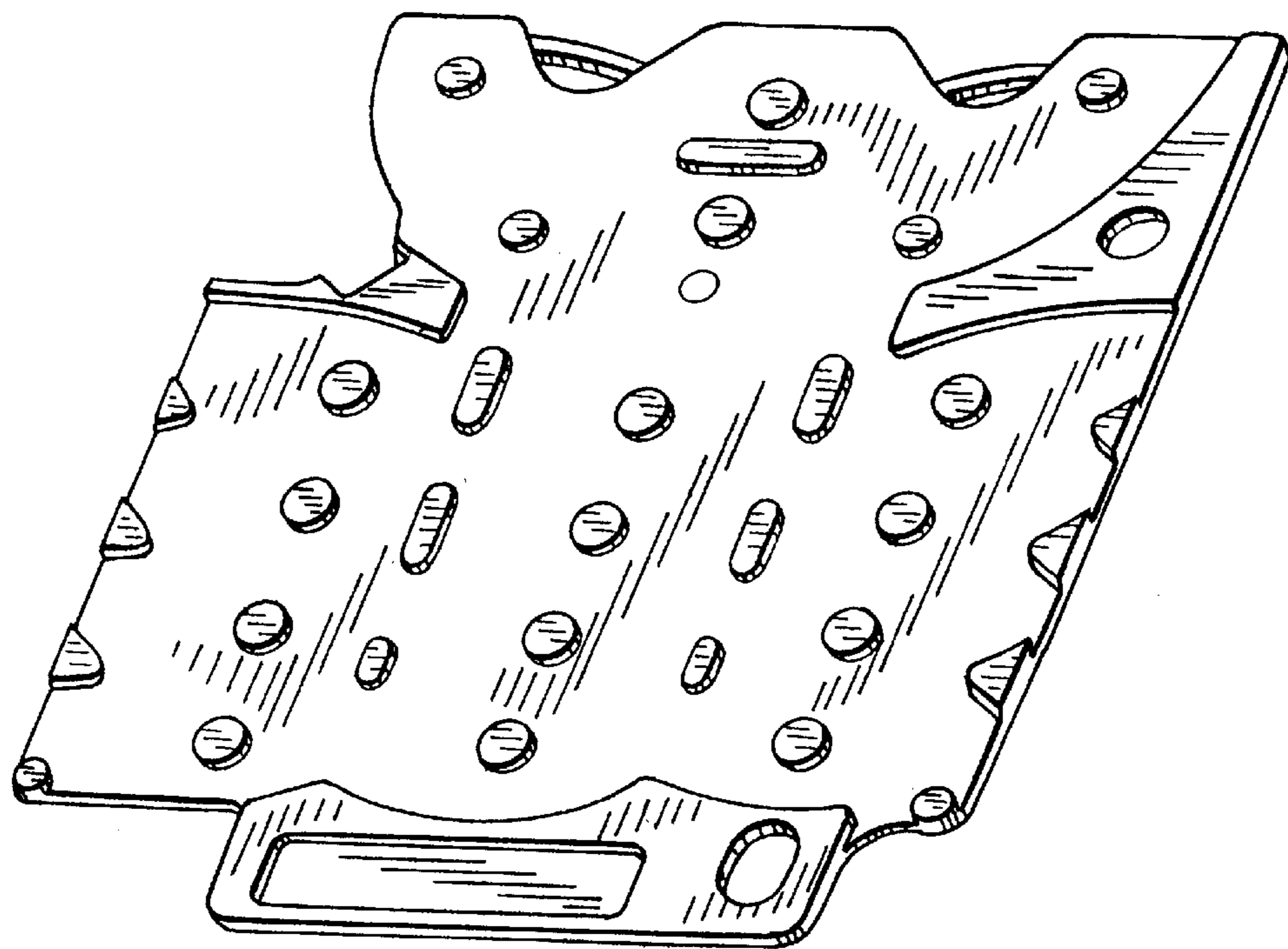


FIG. 2

FIG. 3

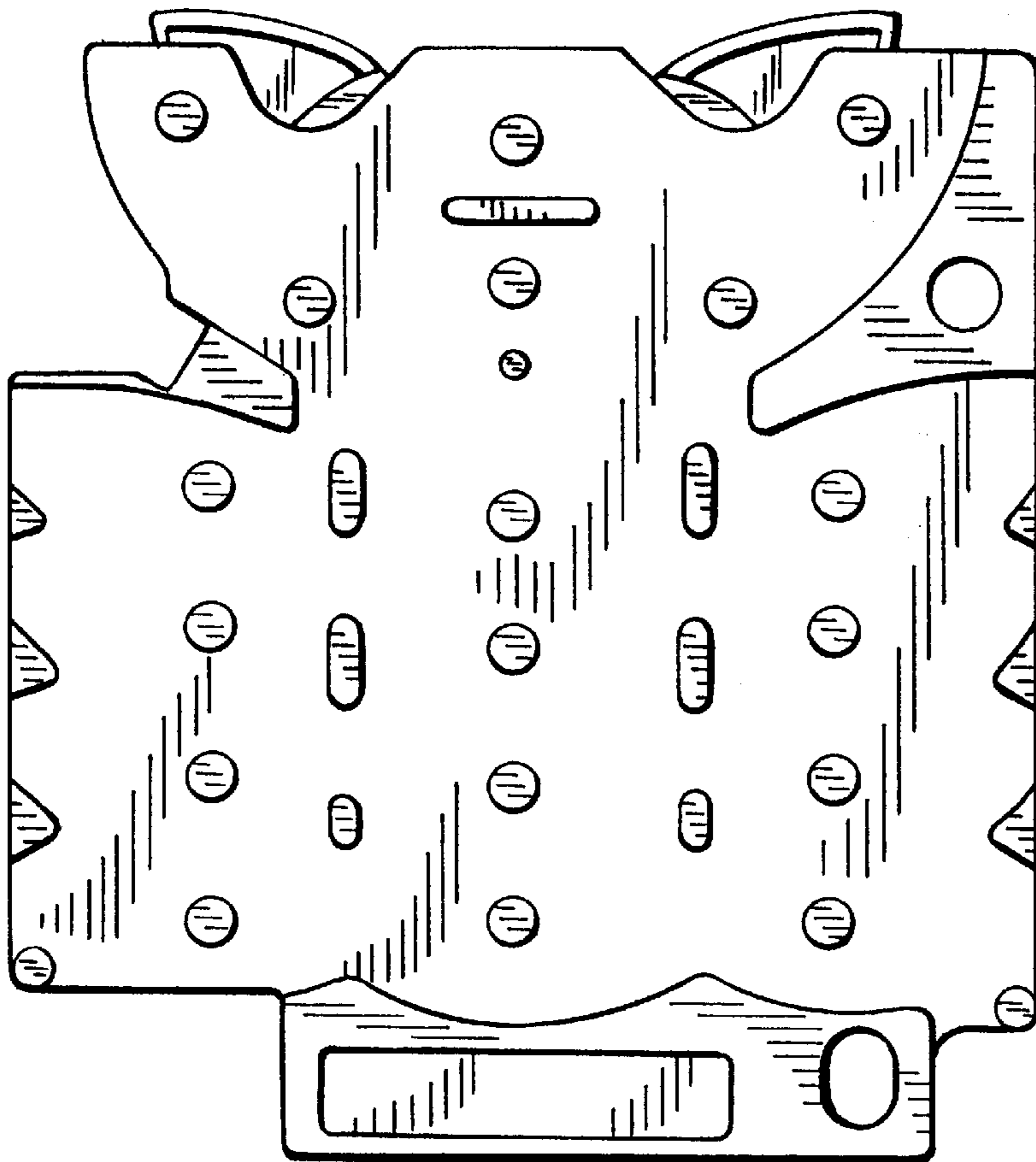



FIG. 4

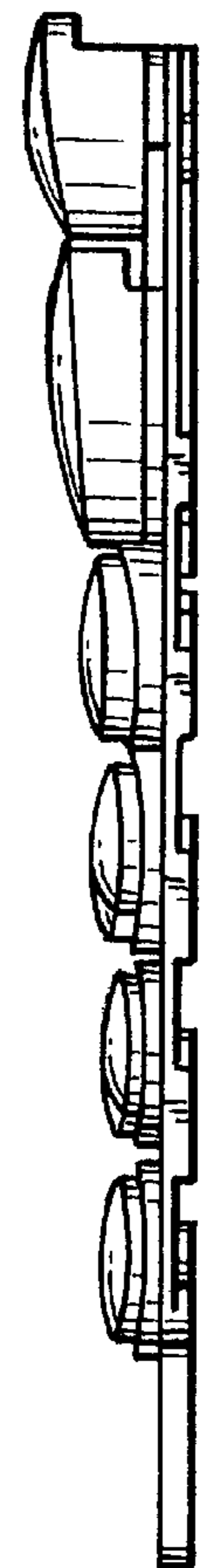


FIG. 5



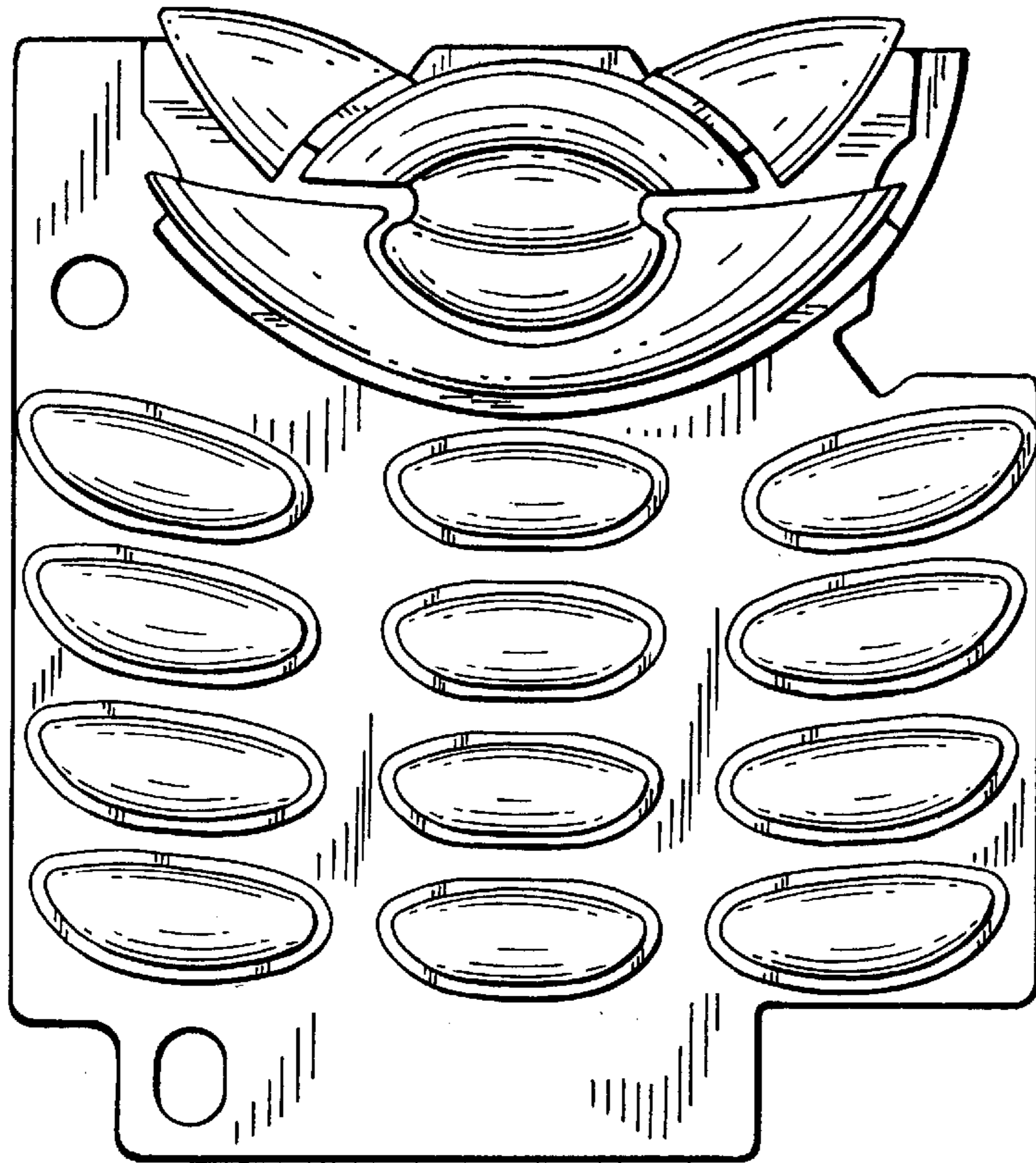


FIG. 6

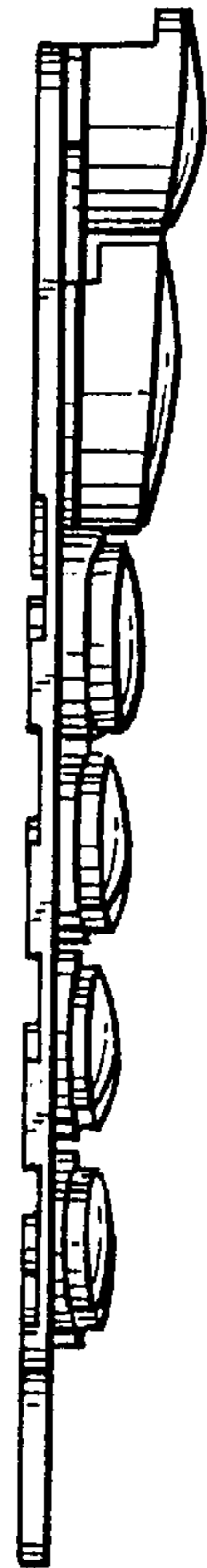


FIG. 7

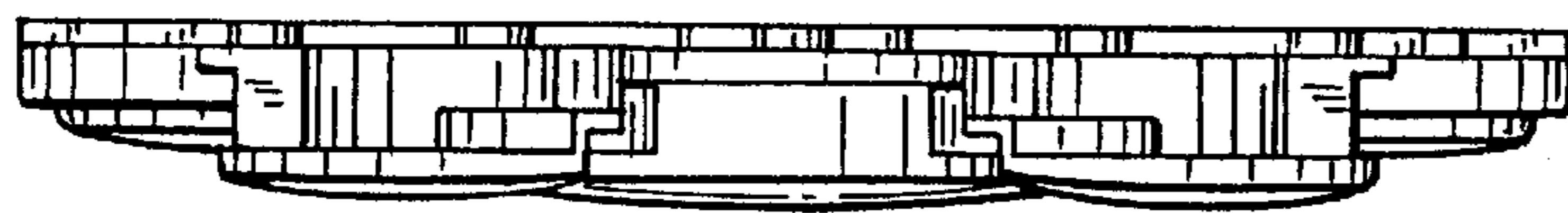


FIG. 8