



US00D436582S

(12) **United States Design Patent**  
**Angele**

(10) **Patent No.:** **US D436,582 S**

(45) **Date of Patent:** **\*\* Jan. 23, 2001**

(54) **MOBILE TELEPHONE**

(75) Inventor: **Boris Angele**, Munich (DE)

(73) Assignee: **Siemens Aktiengesellschaft**, Munich (DE)

(\*\*) Term: **14 Years**

(21) Appl. No.: **29/101,275**

(22) Filed: **Mar. 1, 1999**

(30) **Foreign Application Priority Data**

Sep. 3, 1998 (DE) ..... 4 98 08 913

(51) **LOC (7) Cl.** ..... **14-03**

(52) **U.S. Cl.** ..... **D14/138**

(58) **Field of Search** ..... D14/137, 138,  
D14/147-148, 247-248, 250, 240, 140-142;  
379/433.434, 419, 420, 428, 440; 455/550-575,  
90

(56) **References Cited**

**U.S. PATENT DOCUMENTS**

D. 361,328	*	8/1995	White	.....	D14/138
D. 369,597	*	5/1996	Yokouchi	.....	D14/138
D. 370,223	*	5/1996	Kajita et al.	.....	D14/138
D. 377,489	*	1/1997	Renard	.....	D14/138
D. 388,080	*	12/1997	Harris et al.	.....	D14/138
D. 389,142	*	1/1998	Adams et al.	.....	D14/138
D. 389,828	*	1/1998	Kutsuzawa	.....	D14/138
D. 392,284	*	3/1998	Adams et al.	.....	D14/138
D. 406,130	*	2/1999	Roessner	.....	D14/138
D. 406,132	*	2/1999	Skrypalle	.....	D14/138
D. 408,398	*	4/1999	Arnold	.....	D14/138

D. 415,489	*	10/1999	Ke	.....	D14/138
D. 421,004	*	2/2000	Curtis	.....	D14/138
5,774,540	*	6/1998	Davidson et al.	.....	379/387

**FOREIGN PATENT DOCUMENTS**

M9402702 \* 9/1994 (DE) .

**OTHER PUBLICATIONS**

Jan. 19, 1998 Siemens Advertisement showing S10 telephone.\*

\* cited by examiner

*Primary Examiner*—Jeffrey Asch

(74) *Attorney, Agent, or Firm*—Hill & Simpson

(57) **CLAIM**

The ornamental design for a mobile telephone, as shown and described.

**DESCRIPTION**

FIG. 1 is a perspective view of the mobile telephone in accordance with the present invention;  
FIG. 2 is a front view of the mobile telephone of the present invention;  
FIG. 3 is a back view of the mobile telephone of the present invention;  
FIG. 4 is a right side view of the mobile telephone of FIG. 2;  
FIG. 5 is a left side view of the mobile telephone of FIG. 2;  
FIG. 6 is a top end view of the mobile telephone of FIG. 2;  
and,  
FIG. 7 is a bottom end view of the mobile telephone of FIG. 2.

**1 Claim, 5 Drawing Sheets**

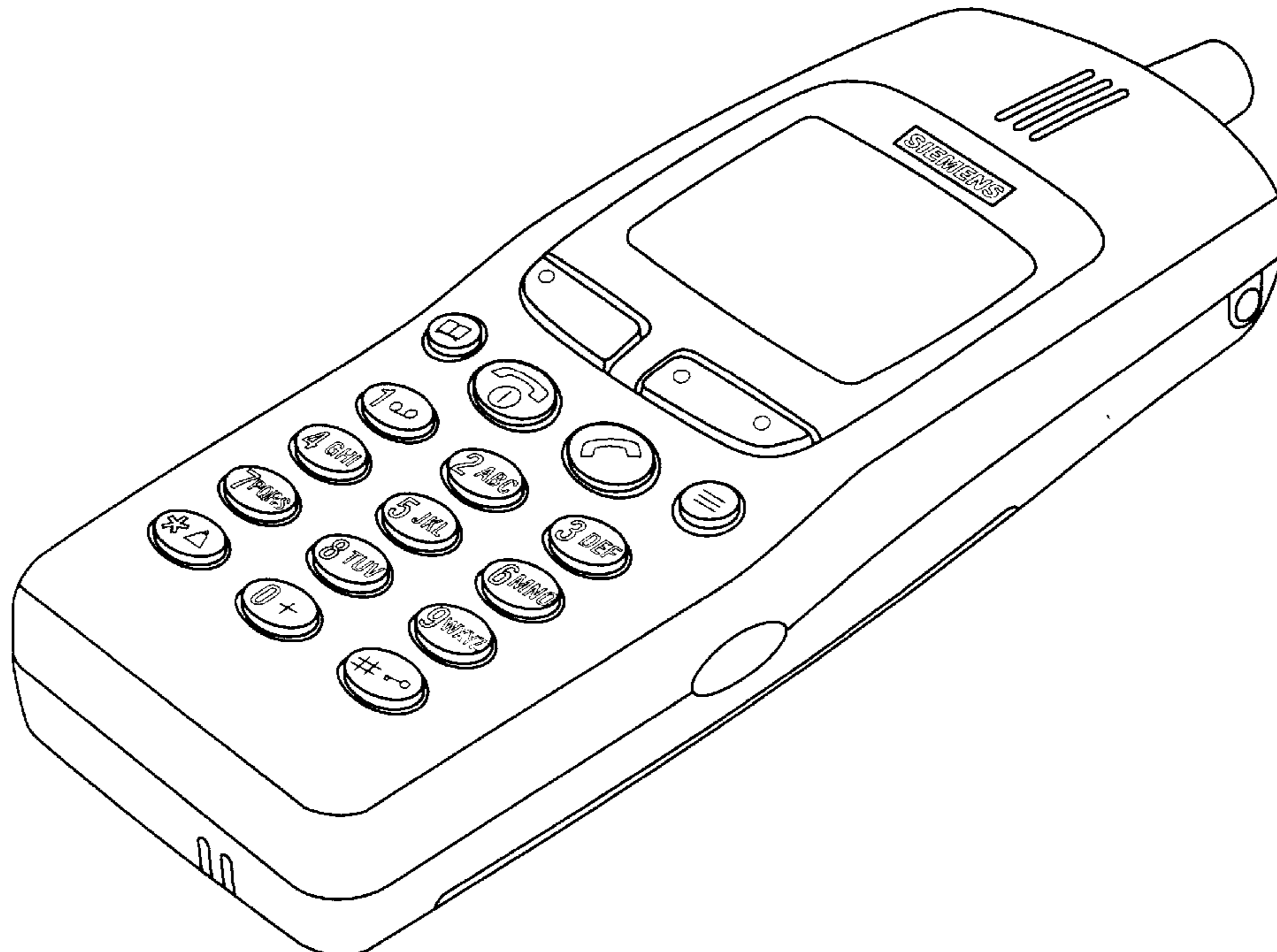


FIG 1

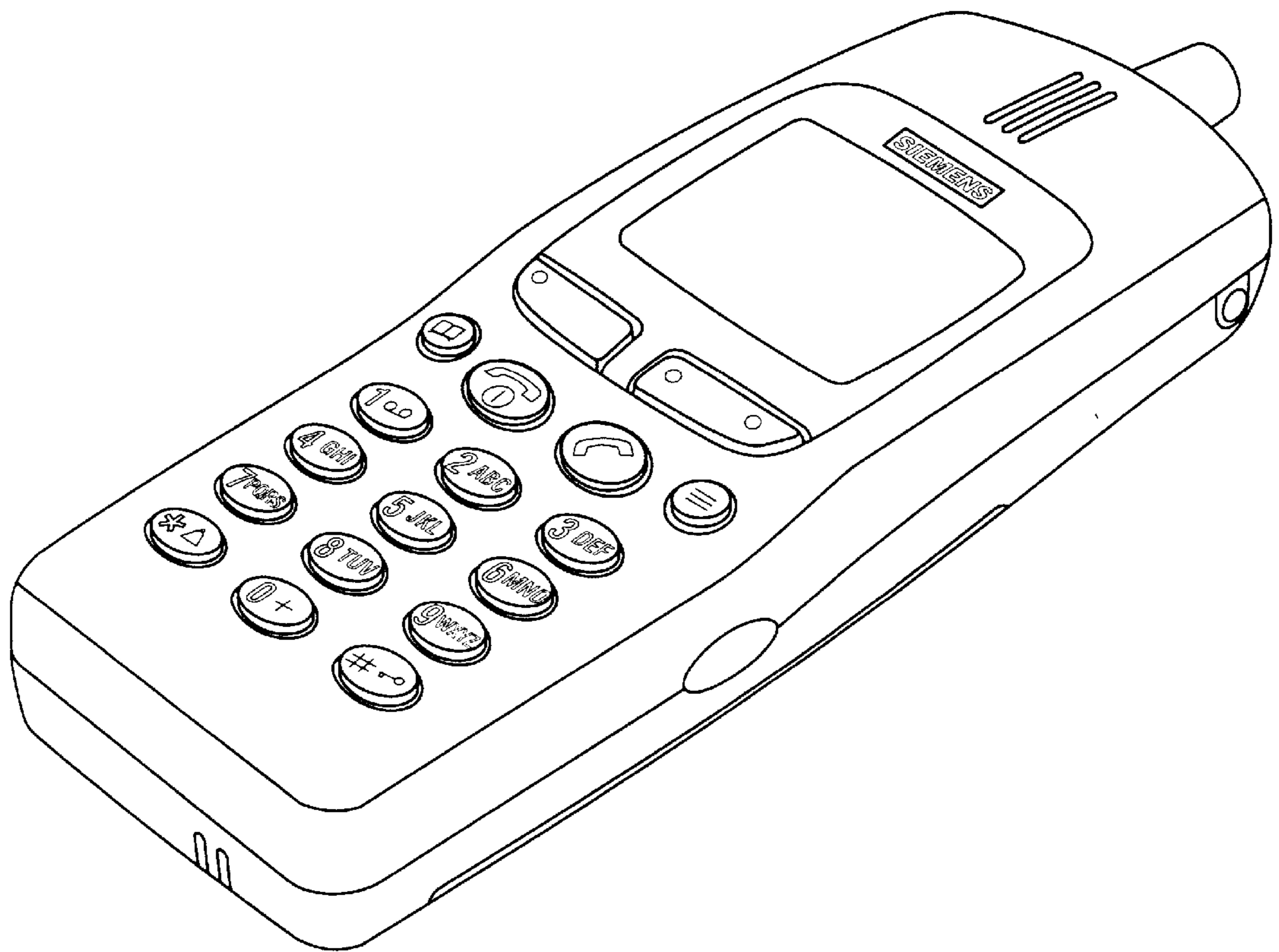


FIG 2

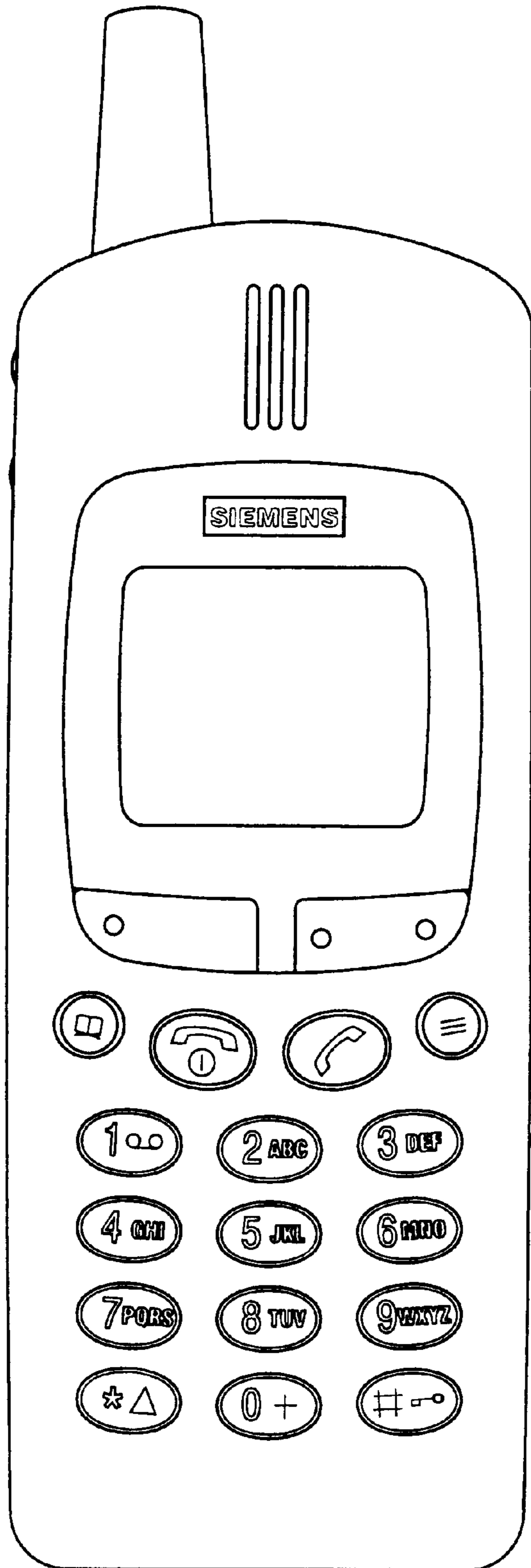


FIG 3

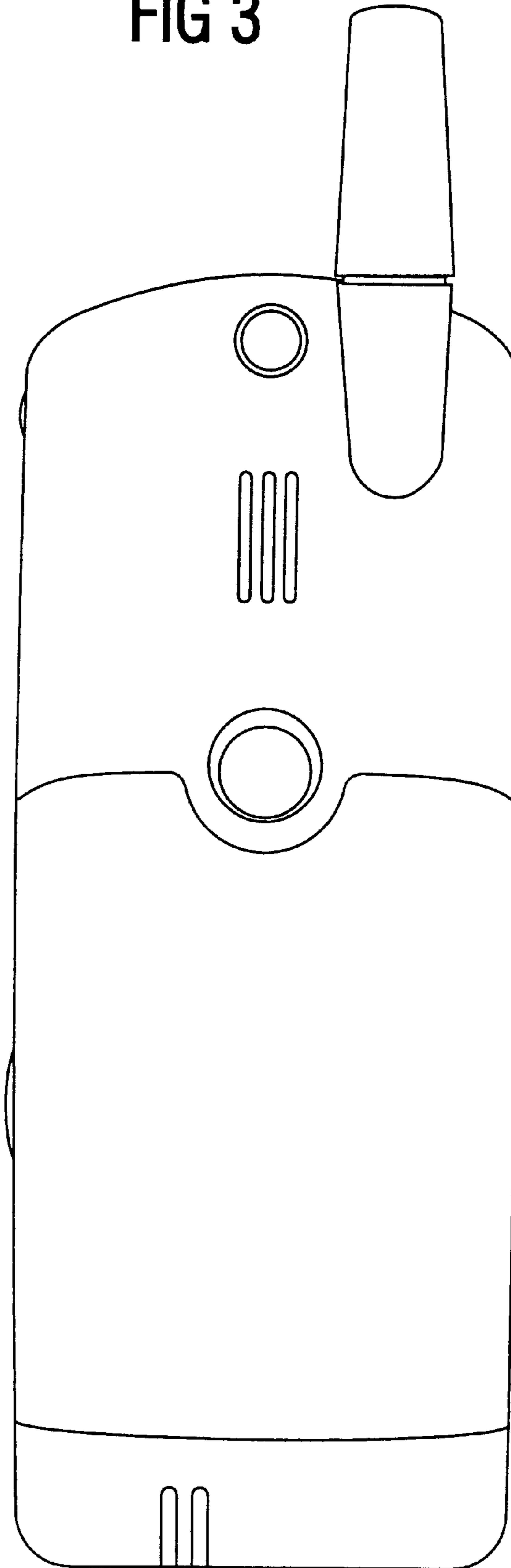


FIG 4

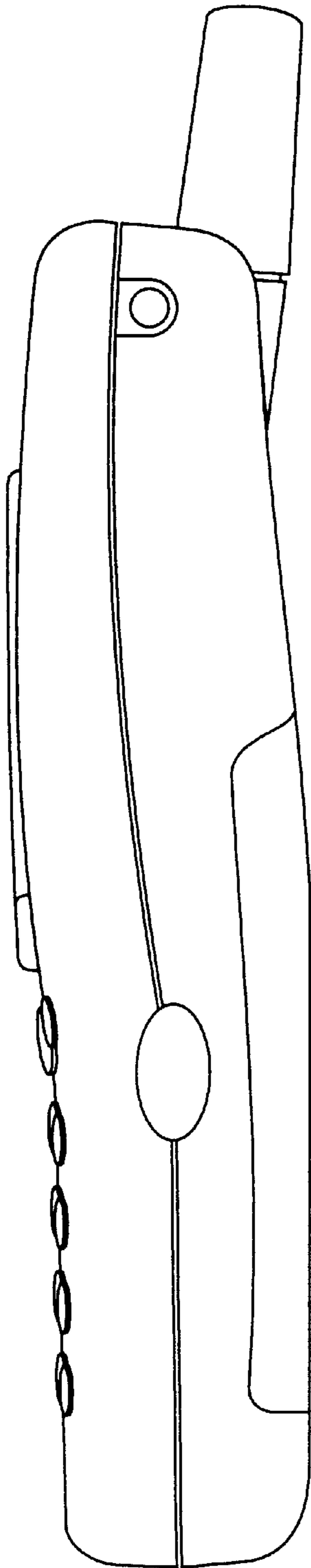


FIG 5

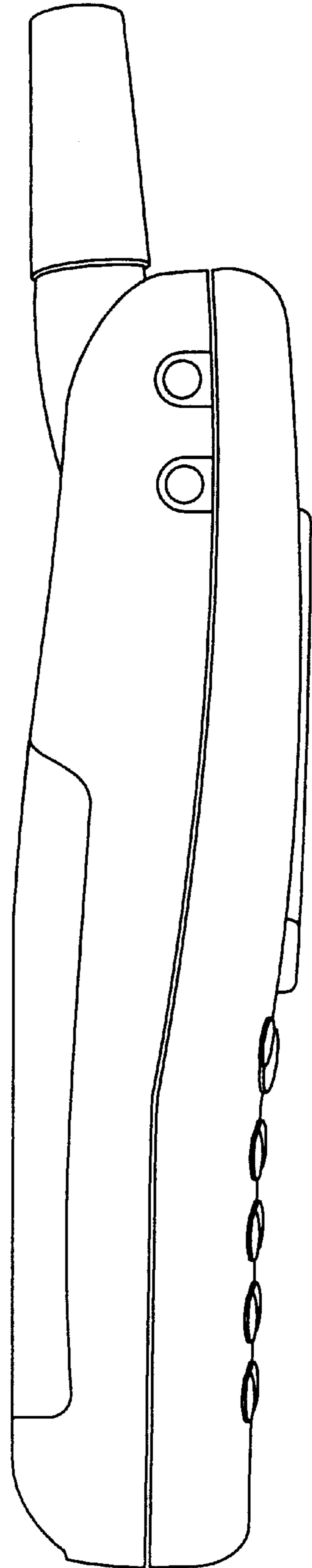


FIG 6

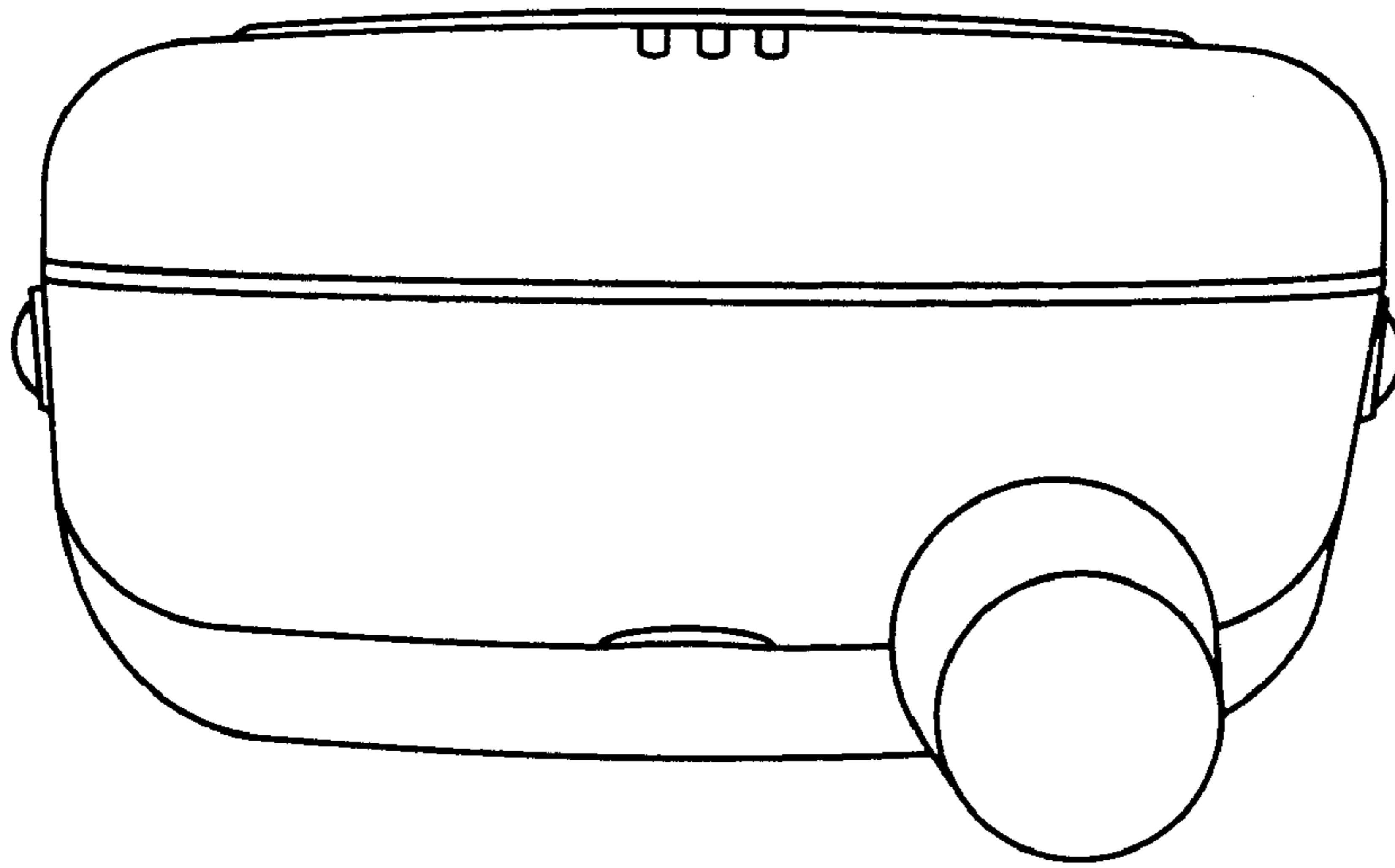


FIG 7

