



US00D436573S

(12) **United States Design Patent**  
**Neeper**

(10) **Patent No.:** **US D436,573 S**

(45) **Date of Patent:** **\*\* Jan. 23, 2001**

(54) **VEHICLE-WHEEL FRONT FACE**

(75) **Inventor:** **Mark D. Neeper, Denver, CO (US)**

(73) **Assignee:** **Mobile Hi-Tech Wheels, Torrance, CA (US)**

(\*\*) **Term:** **14 Years**

(21) **Appl. No.:** **29/113,650**

(22) **Filed:** **Nov. 9, 1999**

(51) **LOC (7) Cl.** ..... **12-16**

(52) **U.S. Cl.** ..... **D12/211**

(58) **Field of Search** ..... **D12/204-211;**  
**301/37.1, 64.1, 65**

D. 408,346	*	4/1999	Goplen	.....	D12/211
D. 409,968	*	5/1999	Goplen	.....	D12/211
D. 415,094	*	10/1999	Neeper	.....	D12/211
D. 421,953	*	3/2000	Sims et al.	.....	D12/211

\* cited by examiner

*Primary Examiner*—Stacia Cadmus

(74) *Attorney, Agent, or Firm*—Christie, Parker & Hale, LLP

(57) **CLAIM**

The ornamental design for vehicle-wheel front face, as shown and described.

**DESCRIPTION**

FIG. 1 is a perspective view of a vehicle-wheel front face according to my new design;

FIG. 2 is a front elevational view thereof; and,

FIG. 3 is a side elevational view thereof, taken from the left side of FIG. 2.


Portions of the wheel depicted in broken line are for illustrative purposes only, and form no part of the claimed design.

(56) **References Cited**

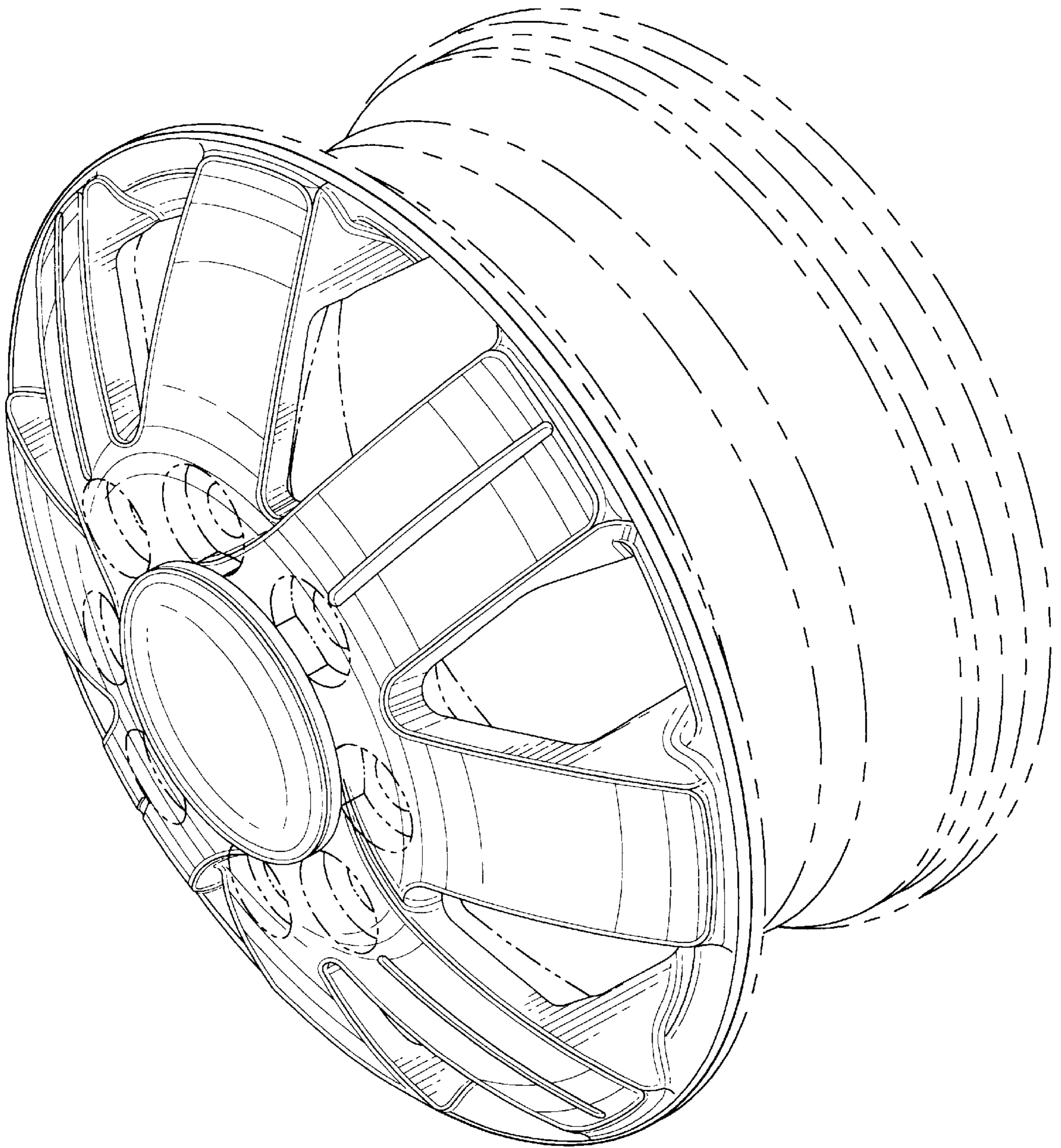
**U.S. PATENT DOCUMENTS**

D. 74,023	*	12/1927	Putnam	.....	D12/211
D. 197,839	*	3/1964	Logghe	.....	D12/211
D. 363,910	*	11/1995	Chung	.....	D12/209
D. 373,562	*	9/1996	Cole	.....	D12/211
D. 388,047	*	12/1997	Pfeiffer et al.	.....	D12/211
D. 393,825	*	4/1998	Fike	.....	D12/209

**1 Claim, 3 Drawing Sheets**




*FIG. 1*





*FIG. 2*



*FIG. 3*

