



US00D436567S

(12) **United States Design Patent**
Takechi

(10) **Patent No.:** **US D436,567 S**

(45) **Date of Patent:** **** Jan. 23, 2001**

(54) **AUTOMOTIVE WHEEL**

(75) **Inventor:** **Toshinori Takechi, Matsuyama (JP)**

(73) **Assignee:** **Takechi Project Co., Ltd., Ehimer Pref. (JP)**

(**) **Term:** **14 Years**

(21) **Appl. No.:** **29/104,617**

(22) **Filed:** **May 7, 1999**

(30) **Foreign Application Priority Data**

Feb. 26, 1999 (JP) 11-4866

(51) **LOC (7) Cl.** **12-16**

(52) **U.S. Cl.** **D12/209**

(58) **Field of Search** D12/204-213;
301/64.1, 65, 37.1

(56) **References Cited**

U.S. PATENT DOCUMENTS

- D. 298,527 * 11/1988 Lorinser D12/211
- D. 342,714 * 12/1993 Nikawa D12/211
- D. 350,523 * 9/1994 Mobius D12/209
- D. 360,610 * 7/1995 Bernoni D12/211
- D. 377,471 * 1/1997 Stach D12/209
- D. 384,022 * 9/1997 Hatter D12/209
- D. 392,237 * 3/1998 Kelley D12/209
- D. 399,470 * 10/1998 Sacco et al. D12/209
- D. 403,649 * 1/1999 Moreno D12/211

- D. 407,363 * 3/1999 Muzzarelli D12/209
- D. 408,345 * 4/1999 Cullen D12/209
- D. 415,501 * 6/1999 Cullen D12/209

OTHER PUBLICATIONS

Design for Automotive Wheel, Japanese Patent Office Design Patent Department, Publication # HH1001665200, International Administration Office Design Patent Koho Publication of p. 630, Mar. 27, 1997.

* cited by examiner

Primary Examiner—Stacia Cadmus

(74) *Attorney, Agent, or Firm*—Smith Patent Office

(57) **CLAIM**

I claim the ornamental design for the automotive wheel, as shown and described.

DESCRIPTION

FIG. 1 is a perspective view of the automotive wheel showing my new design;


FIG. 2 is a reduced front view of the automotive wheel shown in FIG. 1;

FIG. 3 is a reduced top view of the automotive wheel shown in FIG. 1;

FIG. 4 is a reduced bottom view of the automotive wheel shown in FIG. 1; and,

FIG. 5 is a reduced right side view of the automotive wheel shown in FIG. 1.

1 Claim, 3 Drawing Sheets



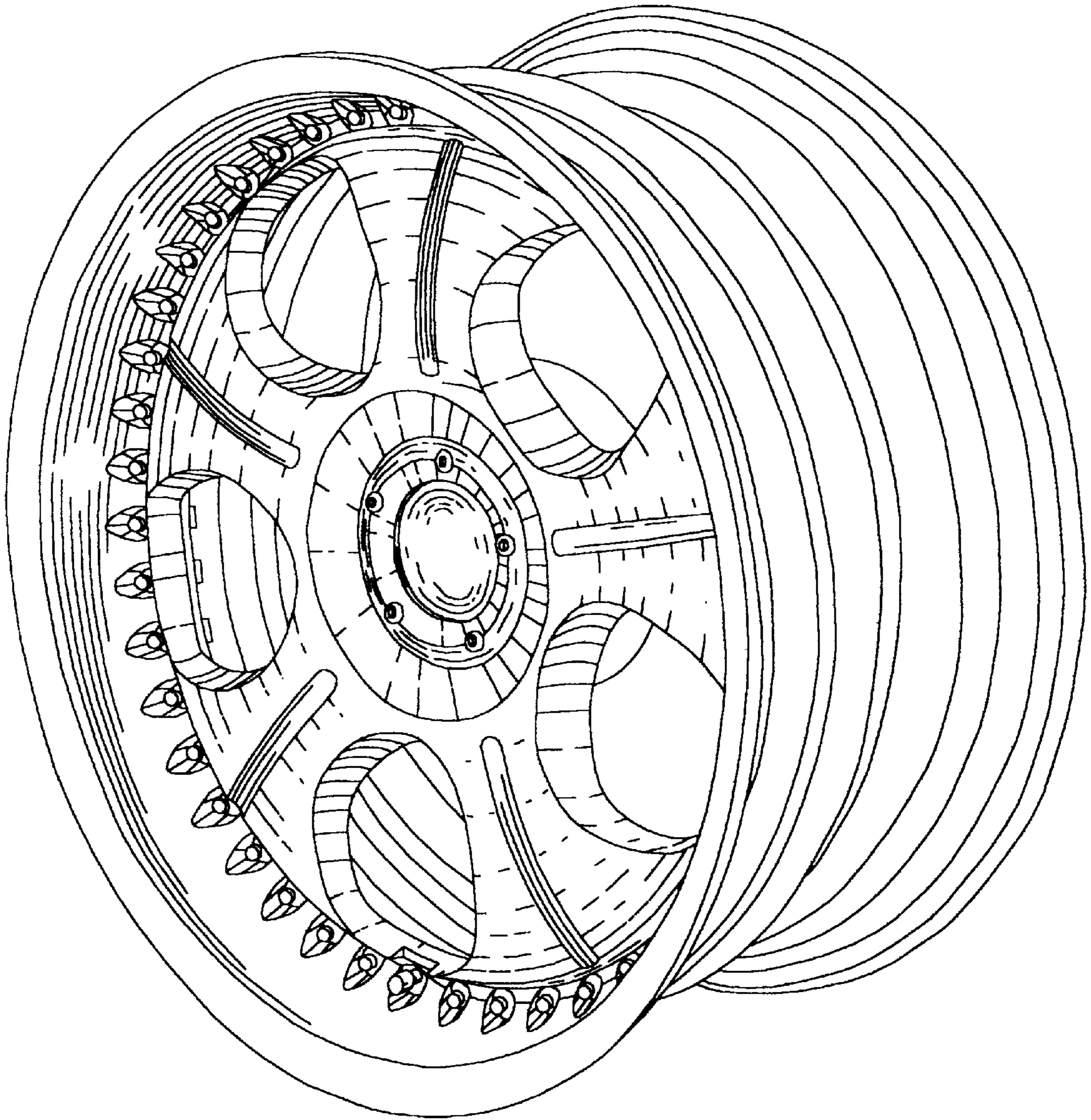


FIG. 1




FIG. 2




FIG. 3

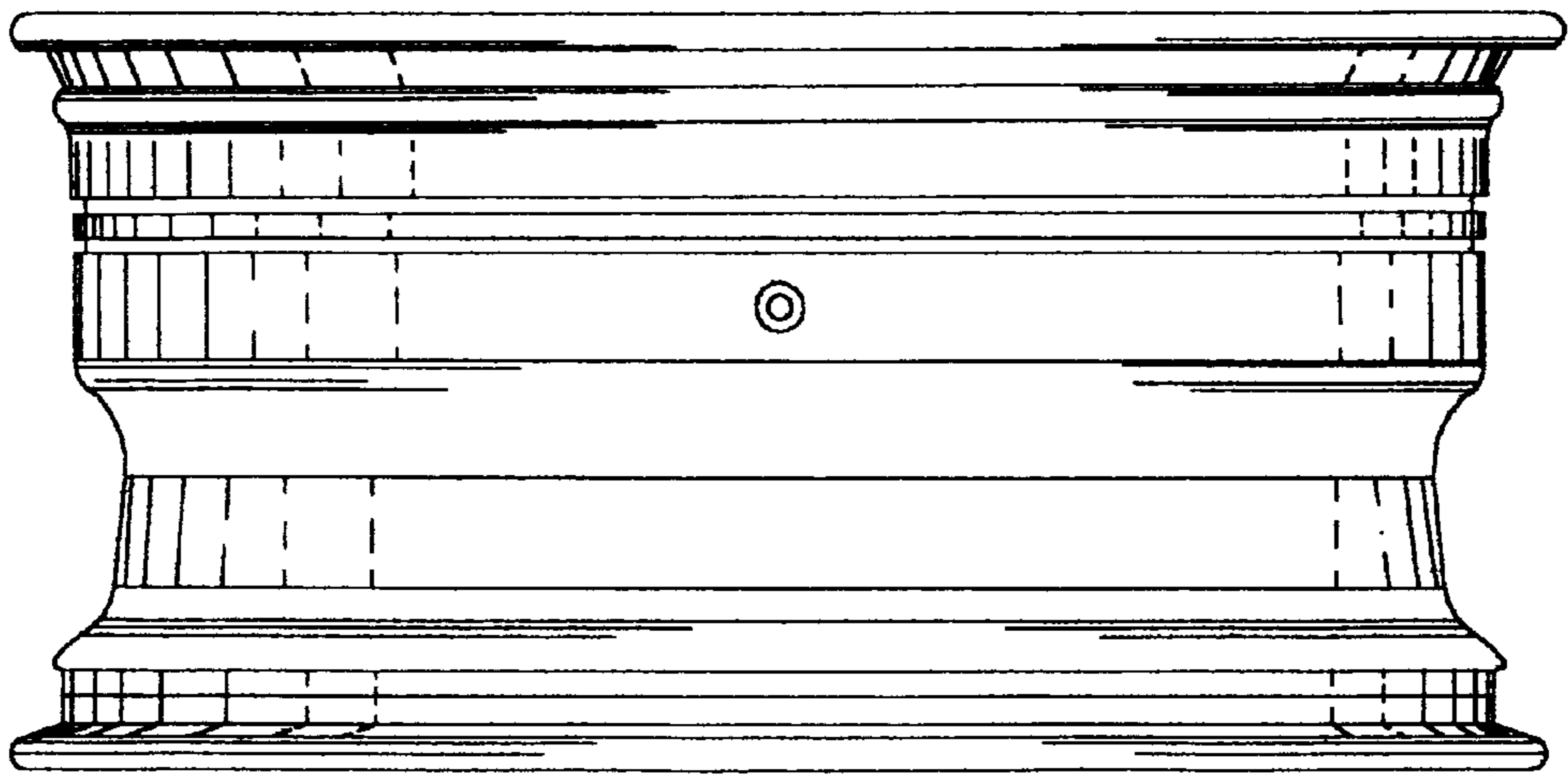


FIG. 4



FIG. 5