



US00D436559S

(12) **United States Design Patent**  
**Fujieda**

(10) **Patent No.:** **US D436,559 S**

(45) **Date of Patent:** **\*\* Jan. 23, 2001**

(54) **AUTOMOBILE**

(75) **Inventor:** **Yoshiaki Fujieda, Shizuoka (JP)**

(73) **Assignee:** **Suzuki Motor Corporation,  
Shizuoka-ken (JP)**

(\*\*) **Term:** **14 Years**

(21) **Appl. No.:** **29/119,145**

(22) **Filed:** **Feb. 24, 2000**

(30) **Foreign Application Priority Data**

Aug. 27, 1999 (JP) ..... 11-22965

(51) **LOC (7) Cl.** ..... **12-11**

(52) **U.S. Cl.** ..... **D12/107**

(58) **Field of Search** ..... D12/107; 180/233,  
180/229, 315, 312, 311

(56) **References Cited**

**U.S. PATENT DOCUMENTS**

D. 405,029 \* 2/1999 Deutschman ..... D12/107

D. 427,110 \* 6/2000 Saito ..... D12/107

D. 428,363 \* 7/2000 Sugimoto et al. .... D12/107

\* cited by examiner

*Primary Examiner*—Melody N. Brown

(74) *Attorney, Agent, or Firm*—Darby & Darby

(57) **CLAIM**

The ornamental design for an automobile, as shown and described.

**DESCRIPTION**

FIG. 1 is a perspective view of a vehicle from the front, right side and top showing my new design;

FIG. 2 is a perspective view thereof from the rear, left side and top;

FIG. 3 is a left side elevational view thereof;

FIG. 4 is a right side elevational view thereof;

FIG. 5 is a top plan view thereof;

FIG. 6 is a bottom plan view thereof;

FIG. 7 is a front elevational view thereof; and,

FIG. 8 is a rear elevational view thereof.

**1 Claim, 7 Drawing Sheets**







**FIG. 1**




**FIG. 2**






**FIG. 3**



**FIG. 4**





**FIG. 5**




FIG. 6





FIG. 7



FIG. 8