



US00D436547S

(12) **United States Design Patent**  
**Campman**

(10) **Patent No.:** **US D436,547 S**

(45) **Date of Patent:** **\*\* Jan. 23, 2001**

(54) **ACTIVATION KEY**

(76) **Inventor:** **James P. Campman**, 329 Bedhill Rd.,  
Fredonia, PA (US) 16124

(\*\*) **Term:** **14 Years**

(21) **Appl. No.:** **29/103,970**

(22) **Filed:** **Apr. 26, 1999**

(51) **LOC (7) Cl.** ..... **10-05**

(52) **U.S. Cl.** ..... **D10/104**

(58) **Field of Search** ..... D10/104, 106,  
D10/116, 121; 340/540, 545, 571, 572,  
573, 825.69, 825.72; D14/124, 217, 218,  
299

(56) **References Cited**

**U.S. PATENT DOCUMENTS**

D. 373,318 \* 9/1996 Berch et al. .... D10/106

D. 375,909 \* 11/1996 Dziersek et al. .... D10/106

D. 392,574 \* 3/1998 Spagna ..... D10/106

D. 398,588 \* 9/1998 Pinardi et al. .... D10/106

\* cited by examiner

*Primary Examiner*—Marcus A. Jackson

(74) *Attorney, Agent, or Firm*—Jacobson, Price, Holman &  
Stern, PLLC

(57) **CLAIM**

The ornamental design for an activation key, as shown and  
described.

**DESCRIPTION**

FIG. 1 is a front view of an activation key showing my new  
design;

FIG. 2 is a right side view thereof;

FIG. 3 is a rear view thereof;

FIG. 4 is a left view; and

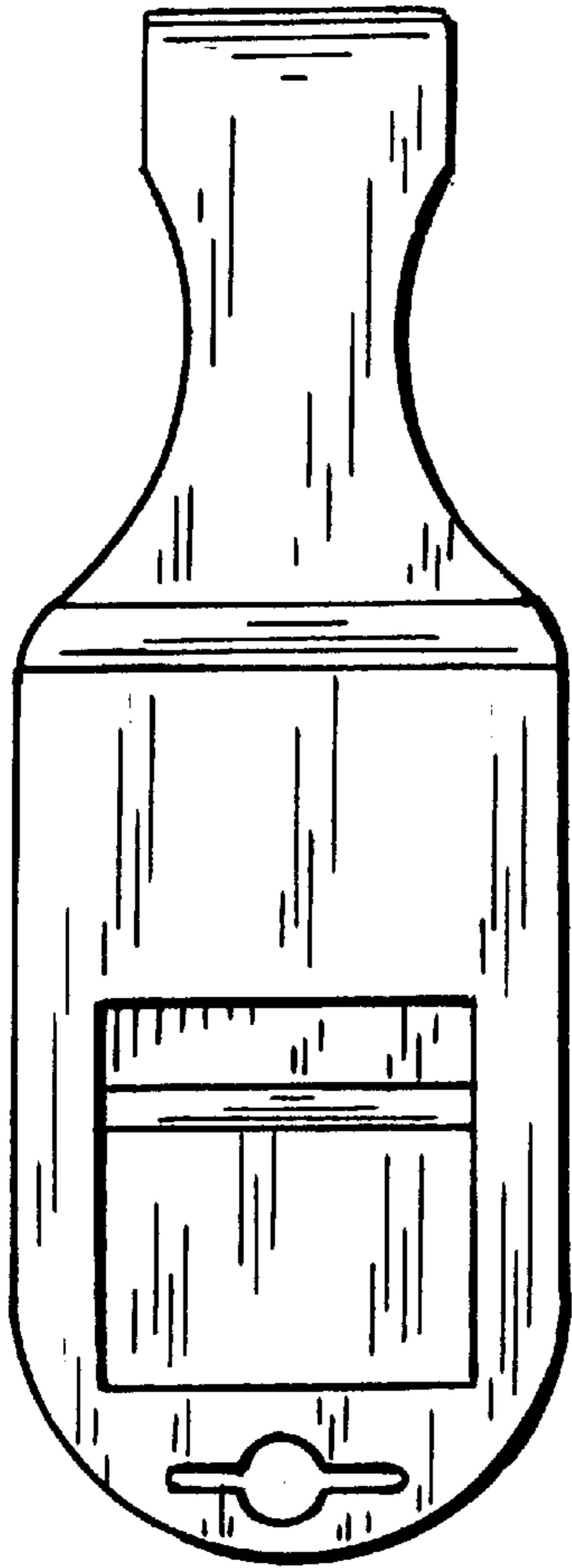
FIG. 5 is a top side view; and,

FIG. 6 is a bottom view.


**1 Claim, 2 Drawing Sheets**




*Fig. 1.*



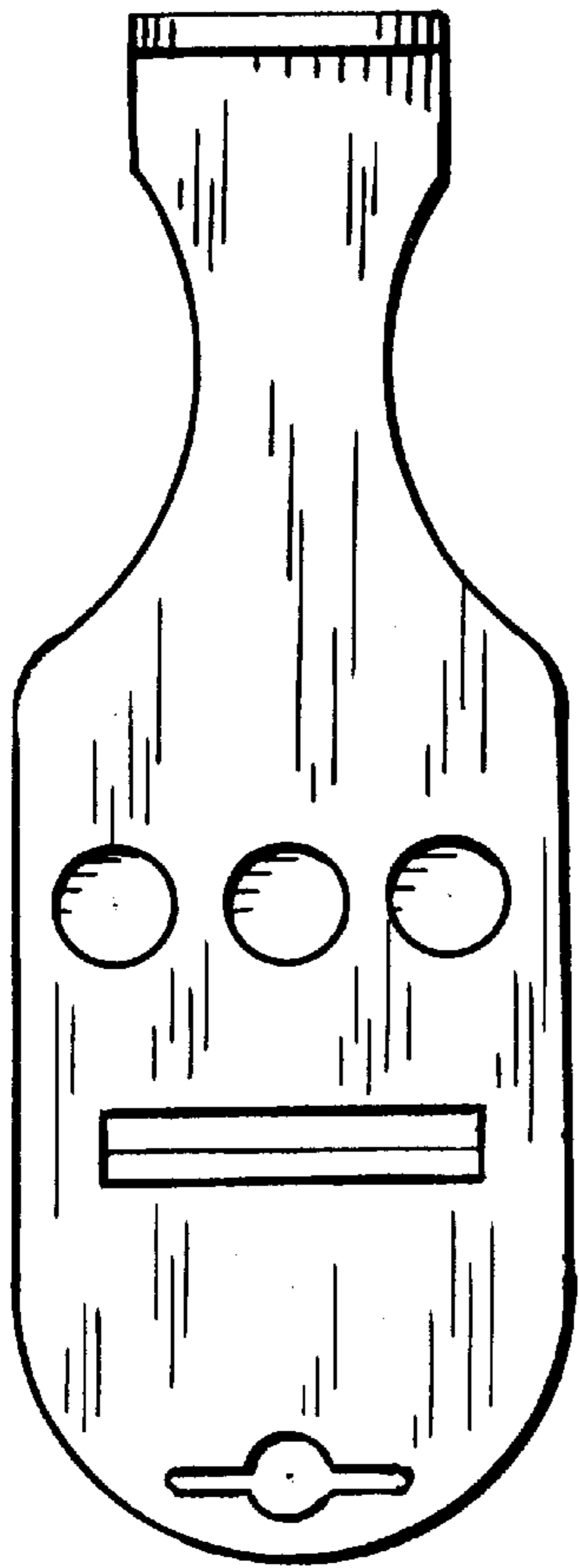
*Fig. 2.*



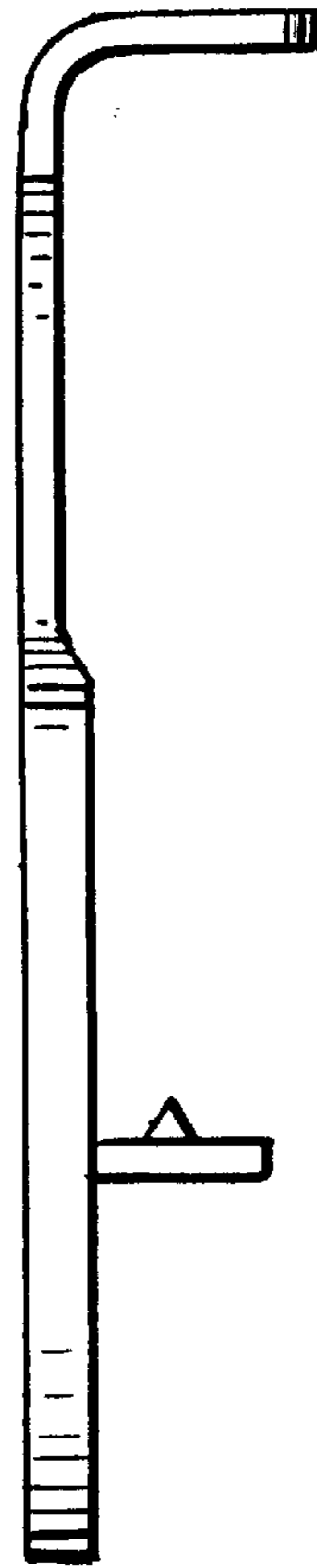
*Fig. 5.*



*Fig. 3.*



*Fig. 4.*



*Fig. 6.*

