



US00D436505S

(12) **United States Design Patent** (10) **Patent No.:** **US D436,505 S**  
**Mann** (45) **Date of Patent:** **\*\* Jan. 23, 2001**

(54) **VINEYARD STAKE**

(76) Inventor: **James A. Mann**, 711 Gable St.,  
Midval, UT (US) 84047

(\*\*) Term: **14 Years**

(21) Appl. No.: **29/116,283**

(22) Filed: **Dec. 29, 1999**

(51) **LOC (7) Cl.** ..... **08-01**

(52) **U.S. Cl.** ..... **D8/1; D25/131**

(58) **Field of Search** ..... **D8/1; D25/128,**  
**D25/131, 132; 47/44, 46, 47**

(56) **References Cited**

**U.S. PATENT DOCUMENTS**

D. 26,990	*	4/1897	Howard	.....	D25/131
D. 343,693	*	1/1994	Jeffrey	.....	D25/131
D. 395,528	*	6/1998	Mayer et al.	.....	D25/131
D. 409,057	*	5/1999	Wagner	.....	D8/1
D. 420,153	*	2/2000	Bouchard	.....	D25/132
2,024,546	*	12/1935	Starkey	.....	47/47
4,165,582	*	8/1979	Skaug	.....	47/44
4,383,396	*	5/1983	Waugh	.....	47/47

\* cited by examiner

*Primary Examiner*—Robin V. Taylor

(74) *Attorney, Agent, or Firm*—James G. O’Neill

(57) **CLAIM**

The ornamental design for a vineyard stake, as shown and described.

**DESCRIPTION**

FIG. 1 is a front elevational view of a first embodiment of a vineyard stake, showing my new design;

FIG. 2 is a first side elevational view of FIG. 1, the other side being a mirror image thereof;

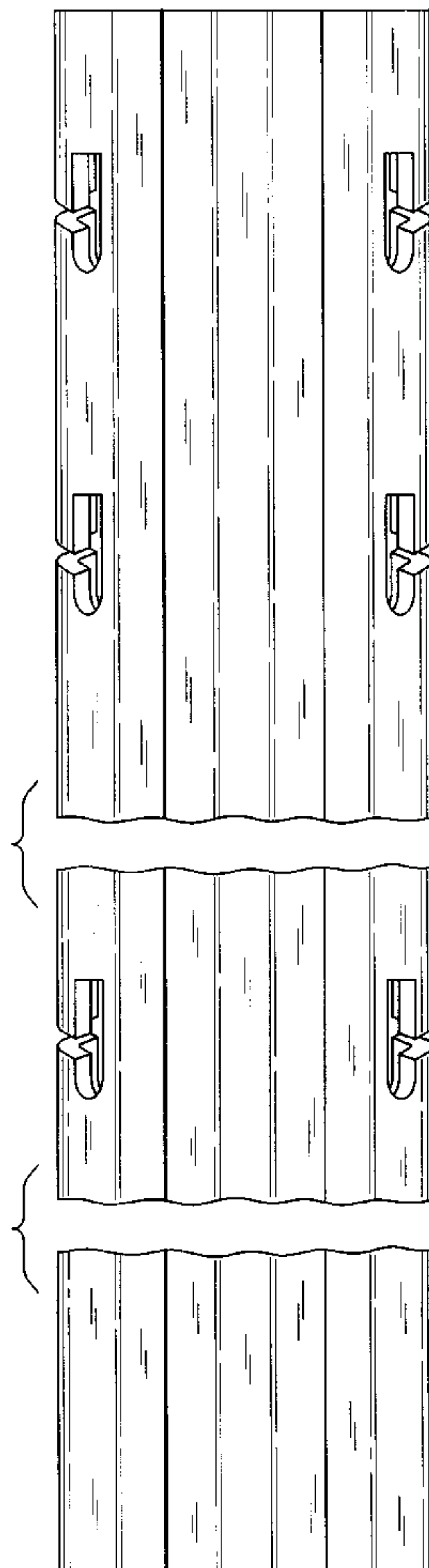
FIG. 3 is a rear elevational view of FIG. 1;

FIG. 4 is a front elevational view of a second embodiment of a vineyard stake; and,

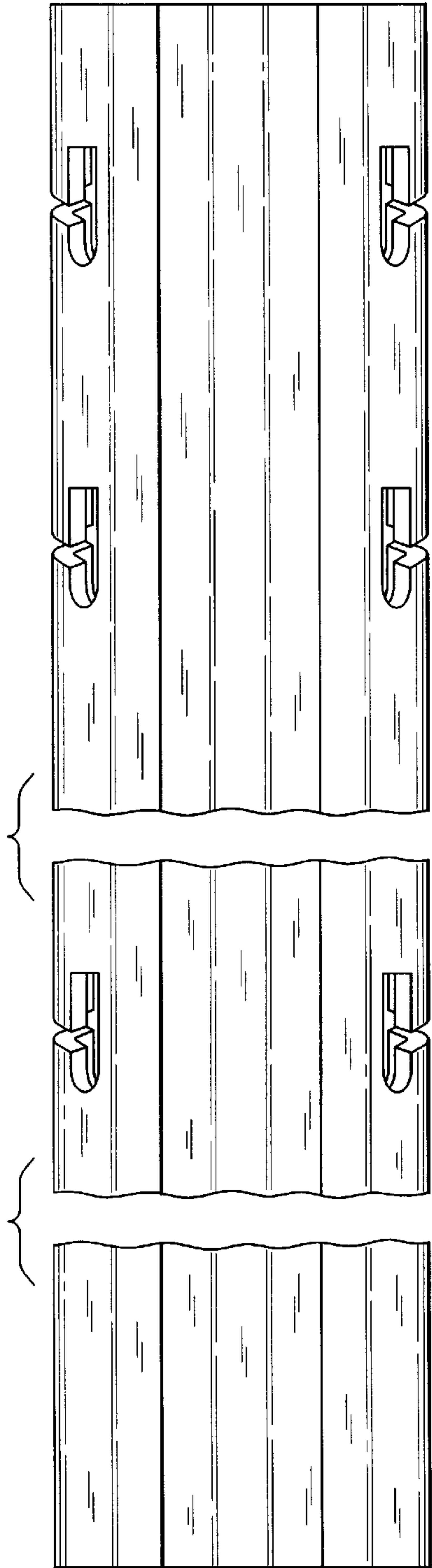
FIG. 5 is a top plan view of both embodiments of the vineyard stake, the other or bottom end side being a mirror image thereof.

The claimed design is shown fragmented in FIGS. 1–4 to indicate indeterminate length.

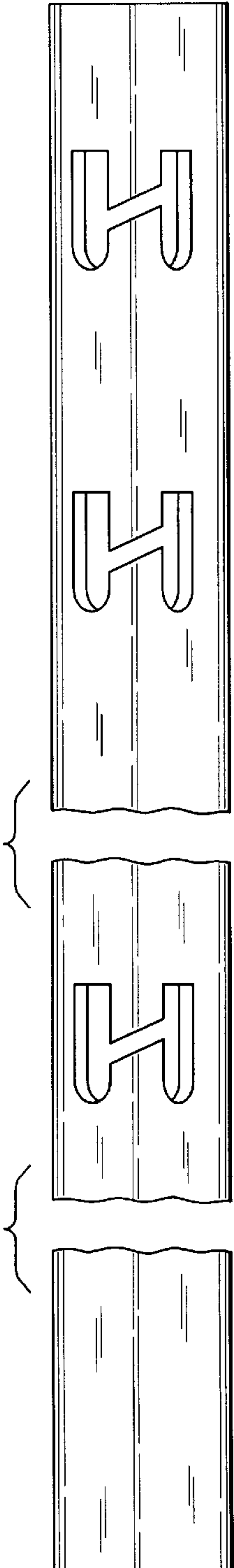
**1 Claim, 2 Drawing Sheets**



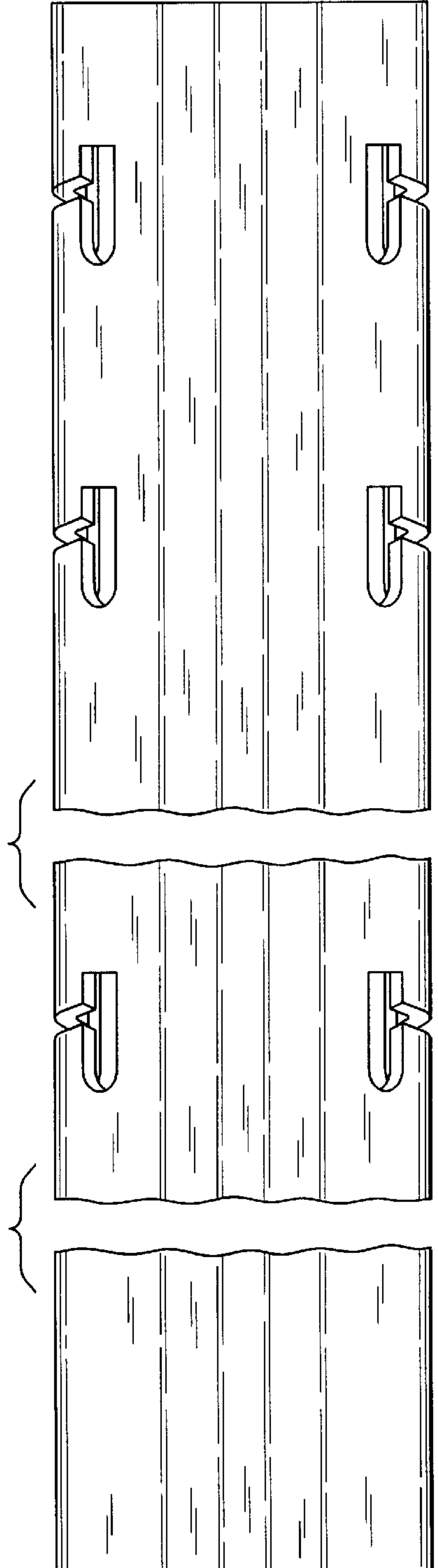
*Fig. 1*



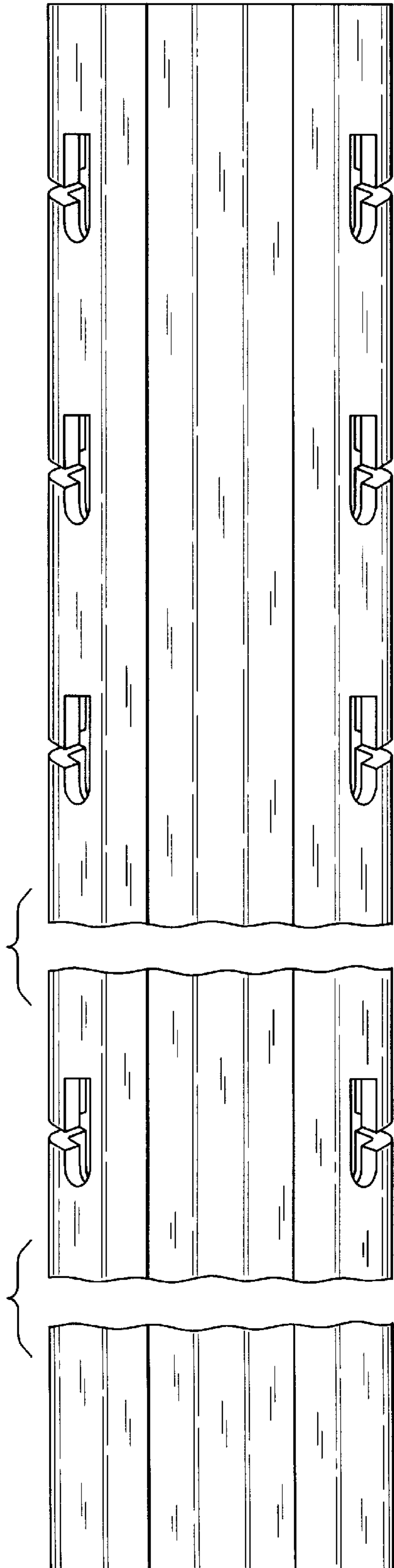
*Fig. 2*



*Fig. 3*



*Fig. 4*



*Fig. 5*

