



US00D436496S

(12) **United States Design Patent**
Anderson et al.

(10) **Patent No.:** **US D436,496 S**

(45) **Date of Patent:** **** Jan. 23, 2001**

(54) **FIXED LUG PLATE IN A FOOD WASTE DISPOSER**

(75) Inventors: **Scott W. Anderson; David W. Barke,**
both of Racine; **Paul W. Boske,**
Caledonia; **Timothy W. Kolloch,**
Kenosha, all of WI (US)

(73) Assignee: **Emerson Electric Co., St. Louis, MO**
(US)

(**) Term: **14 Years**

(21) Appl. No.: **29/120,121**

(22) Filed: **Mar. 14, 2000**

(51) **LOC (7) Cl.** **31-00**

(52) **U.S. Cl.** **D7/375**

(58) **Field of Search** D7/375, 414; D8/20;
241/46.014, 46 A, 46.016; D15/139

(56) **References Cited**

U.S. PATENT DOCUMENTS

| | | | |
|-----------|-----------|---------------|-----------|
| 2,225,171 | 12/1940 | Hammes | 83/6 |
| 3,213,720 | * 10/1965 | Wallis et al. | 81/176.1 |
| 3,589,624 | 6/1971 | Smith | 241/46.08 |
| 3,804,341 | 4/1974 | Guth | 241/32.5 |
| 3,862,720 | 1/1975 | Guth | 241/100.5 |
| 3,875,462 | 4/1975 | Kiefer et al. | 317/13 R |

| | | | |
|-----------|---------|----------------|------------|
| 4,128,210 | 12/1978 | Brenner et al. | 241/46 R |
| 4,134,555 | 1/1979 | Rosselet | 241/46 B |
| 4,917,311 | 4/1990 | Yoshino et al. | 241/36 |
| 5,129,590 | 7/1992 | Shinya | 241/46.013 |
| 5,340,036 | 8/1994 | Riley | 241/56 |
| 5,533,681 | 7/1996 | Riley | 241/56 |
| 6,007,006 | 12/1999 | Engel et al. | 241/46.014 |

* cited by examiner

Primary Examiner—Mitchell Siegel

(74) *Attorney, Agent, or Firm*—Howrey, Simon, Arnold & White, LLP

(57) **CLAIM**

The ornamental design for a fixed lug plate in a food waste disposer, as shown as described.

DESCRIPTION

FIG. 1 is a perspective view of a fixed lug plate in a food waste disposal.

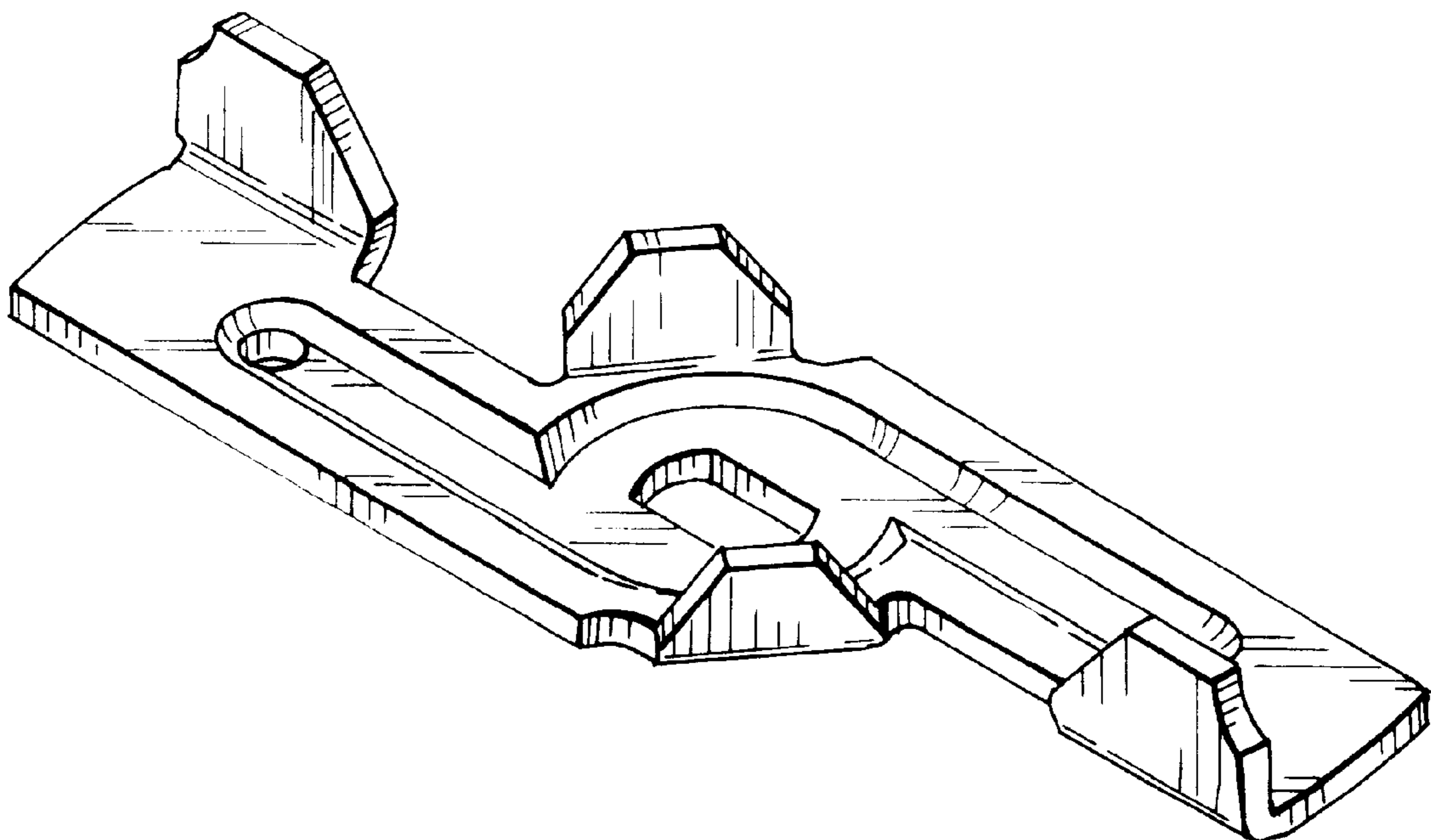
FIG. 2 is a top view of a fixed lug plate in a food waste disposal.

FIG. 3 is a bottom view of a fixed lug plate in a food waste disposal.

FIG. 4 is a side view of a fixed lug plate in a food waste disposal; and,

FIG. 5 is an end view of a fixed lug plate in a food waste disposal.

1 Claim, 2 Drawing Sheets



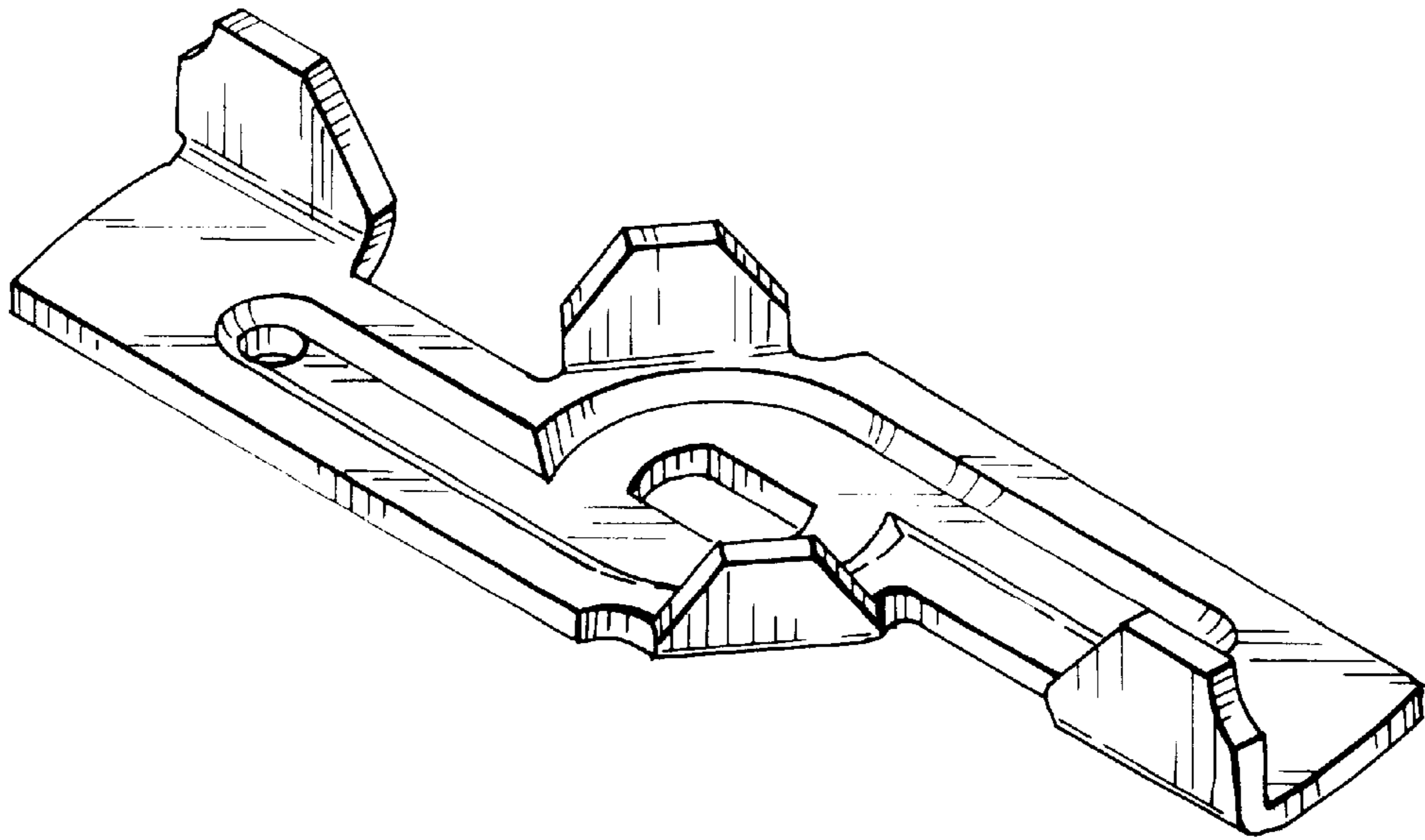


FIG. 1

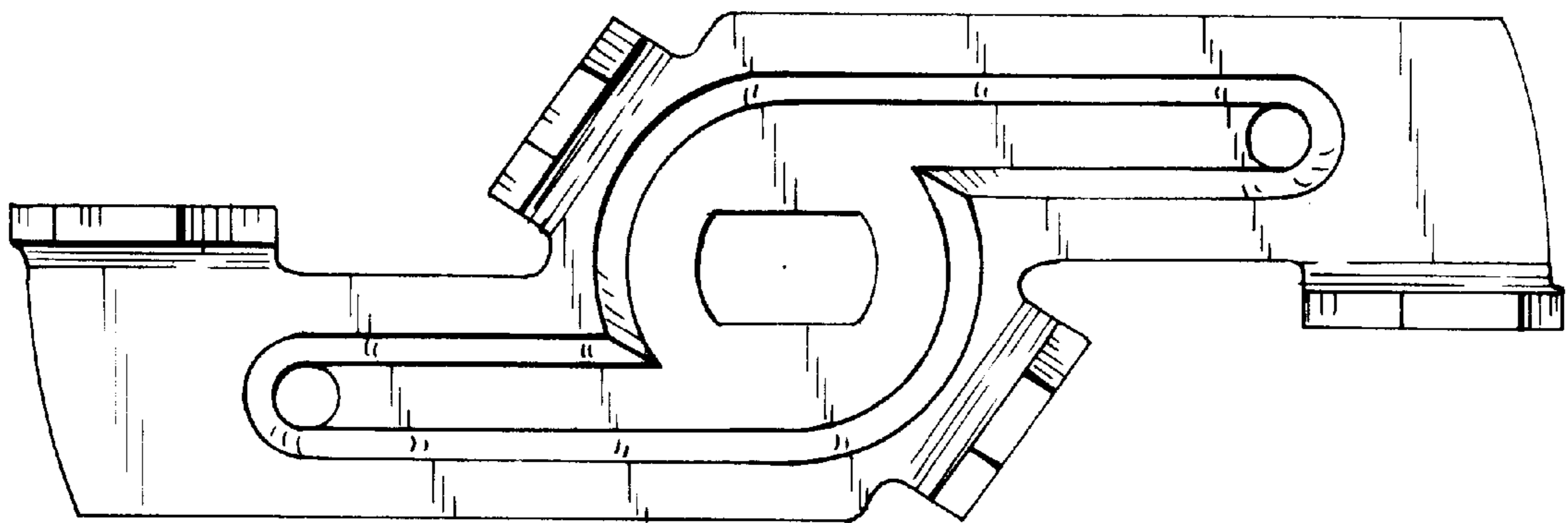


FIG. 2

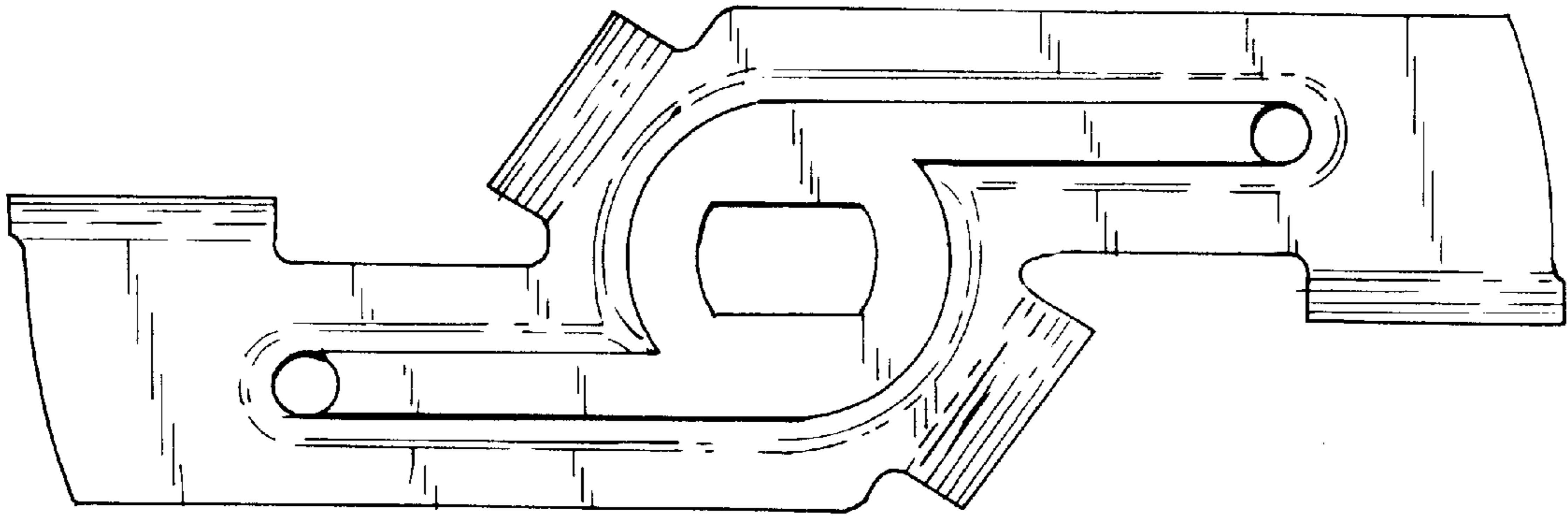


FIG. 3

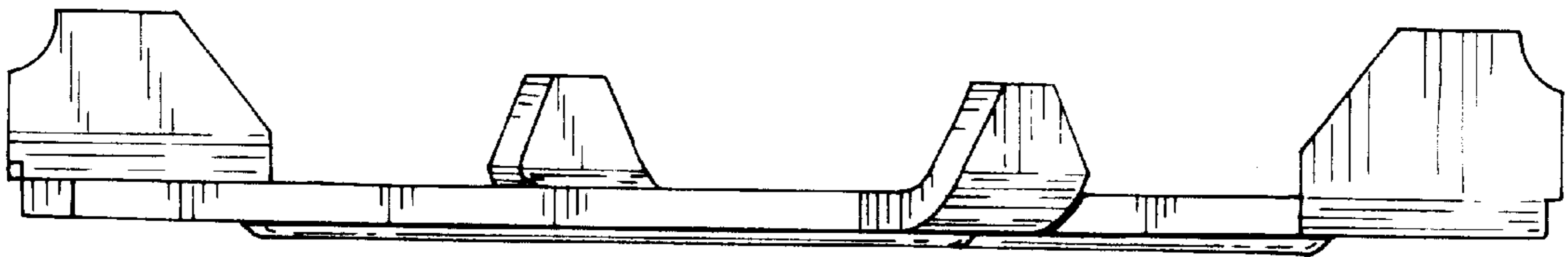


FIG. 4

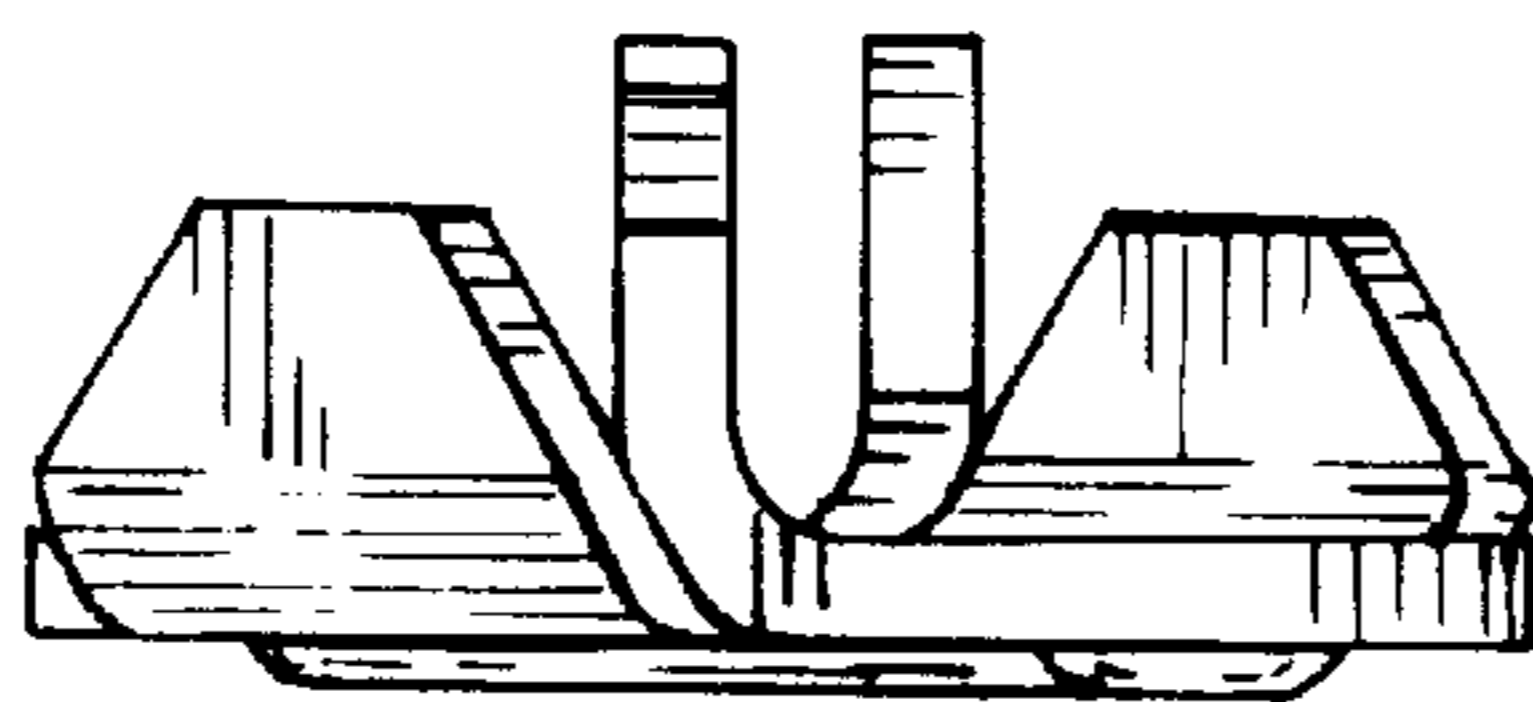


FIG. 5