



US00D436495S

(12) **United States Design Patent**
Ferrer

(10) **Patent No.:** **US D436,495 S**

(45) **Date of Patent:** **** Jan. 23, 2001**

(54) **FOODSTUFFS COOKING PLATE**

(76) Inventor: **Pere Valenti Ferrer**, Pont Major, 118,
17007 Gerona (ES)

(**) Term: **14 Years**

(21) Appl. No.: **29/115,313**

(22) Filed: **Dec. 13, 1999**

(30) **Foreign Application Priority Data**

Jun. 14, 1999 (ES) 145733

(51) **LOC (7) Cl.** **07-02**

(52) **U.S. Cl.** **D7/360; D7/550.1**

(58) **Field of Search** D7/550.1, 552.1,
D7/554.1, 554.2, 554.3, 554.4, 323, 354,
360, 409; 99/324, 339, 422, 448, 446; 220/573.1,
574

(56) **References Cited**

U.S. PATENT DOCUMENTS

D. 379,135	*	5/1997	Vina	D7/552.1
1,204,429	*	11/1916	Griswold	99/425
2,047,835	*	7/1936	Prew	294/172
6,024,014	*	2/2000	Kasai	99/425

* cited by examiner

Primary Examiner—Caron D. Veynar

(74) *Attorney, Agent, or Firm*—Nath & Associates; Gary
M. Nath; Harold L. Novick

(57) **CLAIM**

The ornamental design for a foodstuffs cooking plate, as
shown and described.

DESCRIPTION

FIG. 1 is a front elevation view of the foodstuffs cooking
plate;

FIG. 2 is a right section view of the foodstuffs cooking plate;

FIG. 3 is a top plan view of the foodstuffs cooking plate;

FIG. 4 is a left section view of the foodstuffs cooking plate;

FIG. 5 is a bottom plan view of the foodstuffs cooking plate;

FIG. 6 is a rear elevation view of the foodstuffs cooking
plate;

FIG. 7 is a cross section view taken along line 7—7 from
FIG. 3; and,

FIG. 8 is an enlarged and exploded partial cross section view
of the attachment area taken from FIG. 7 as indicated by the
broken line circle.

1 Claim, 3 Drawing Sheets

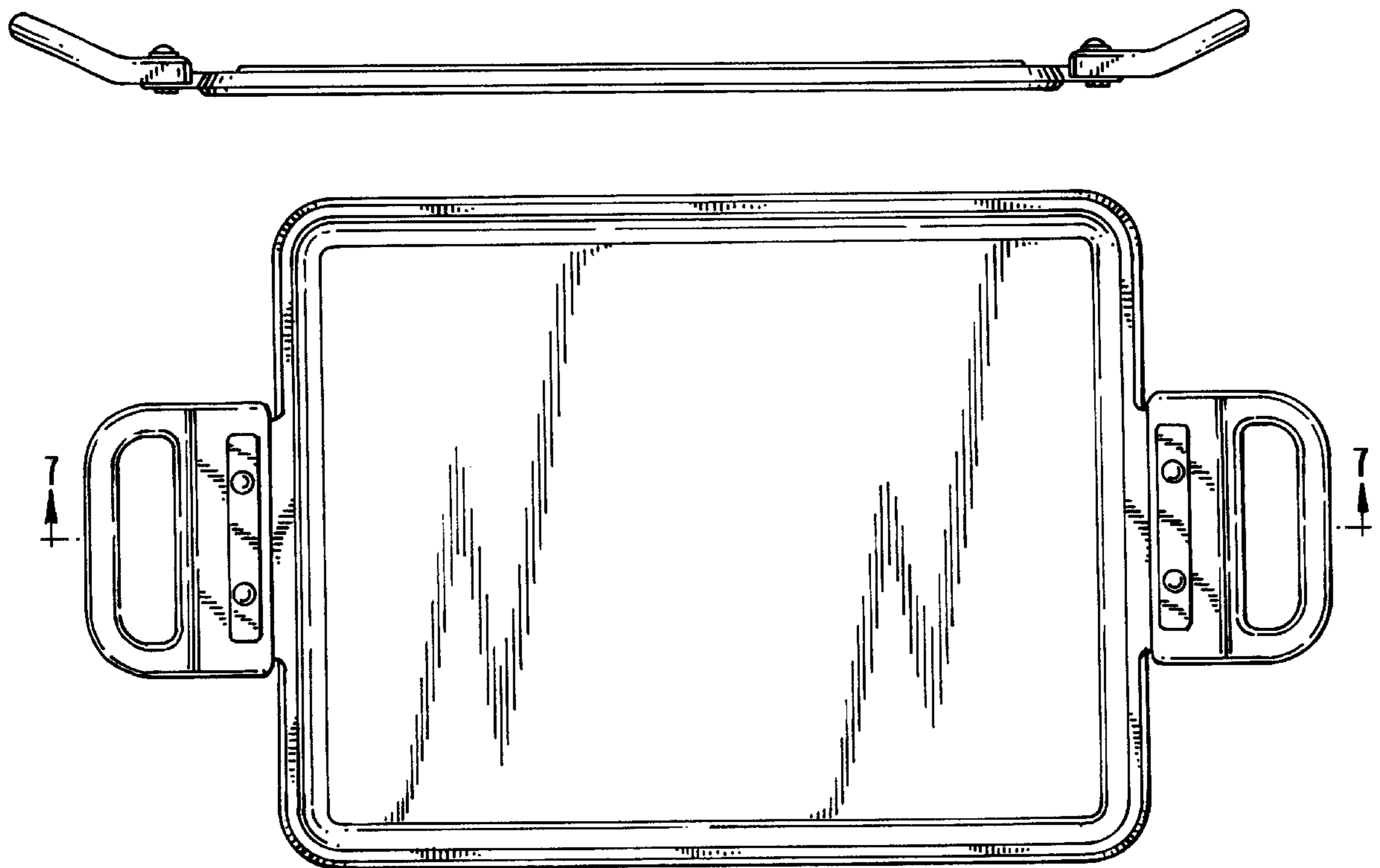


FIG. 1



FIG. 4




FIG. 3

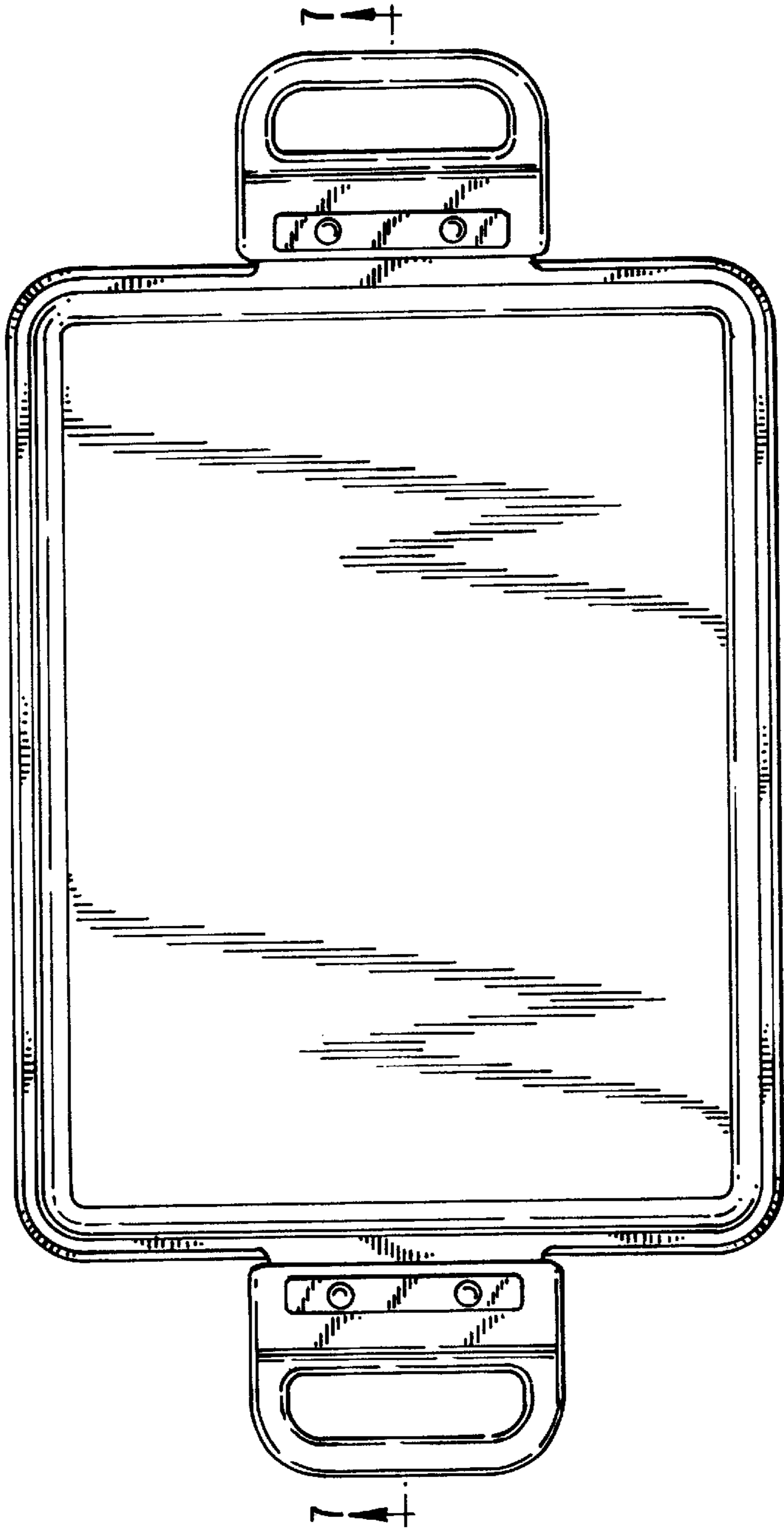


FIG. 2




FIG. 5

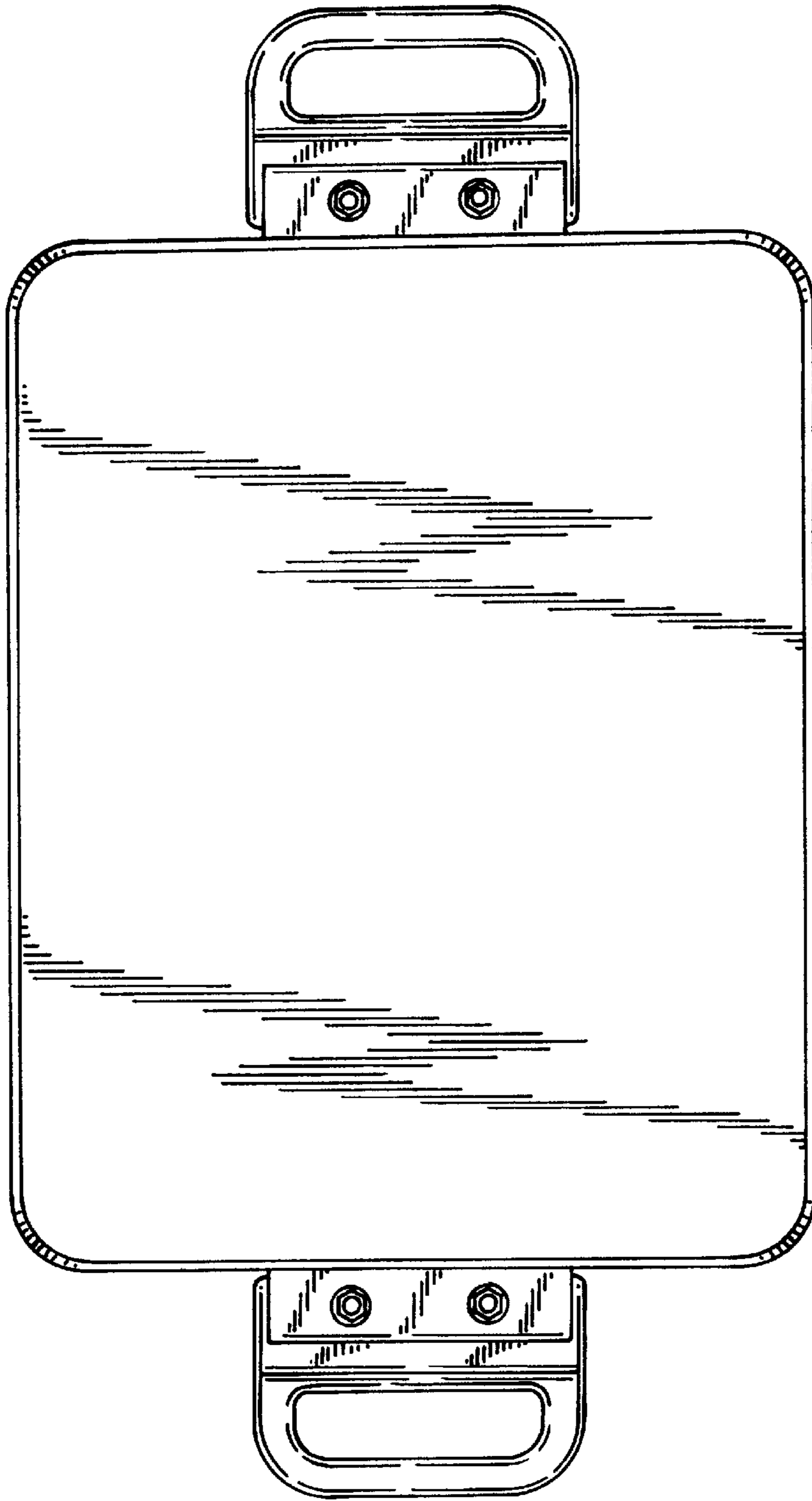


FIG. 6

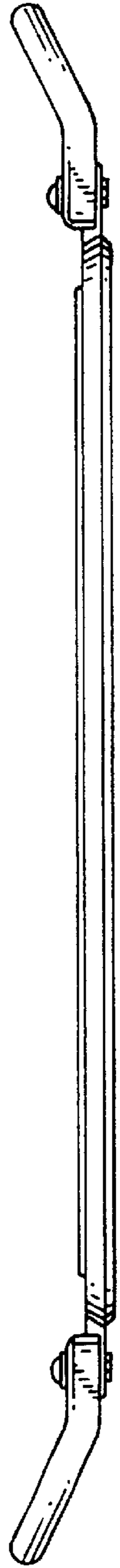


FIG. 7

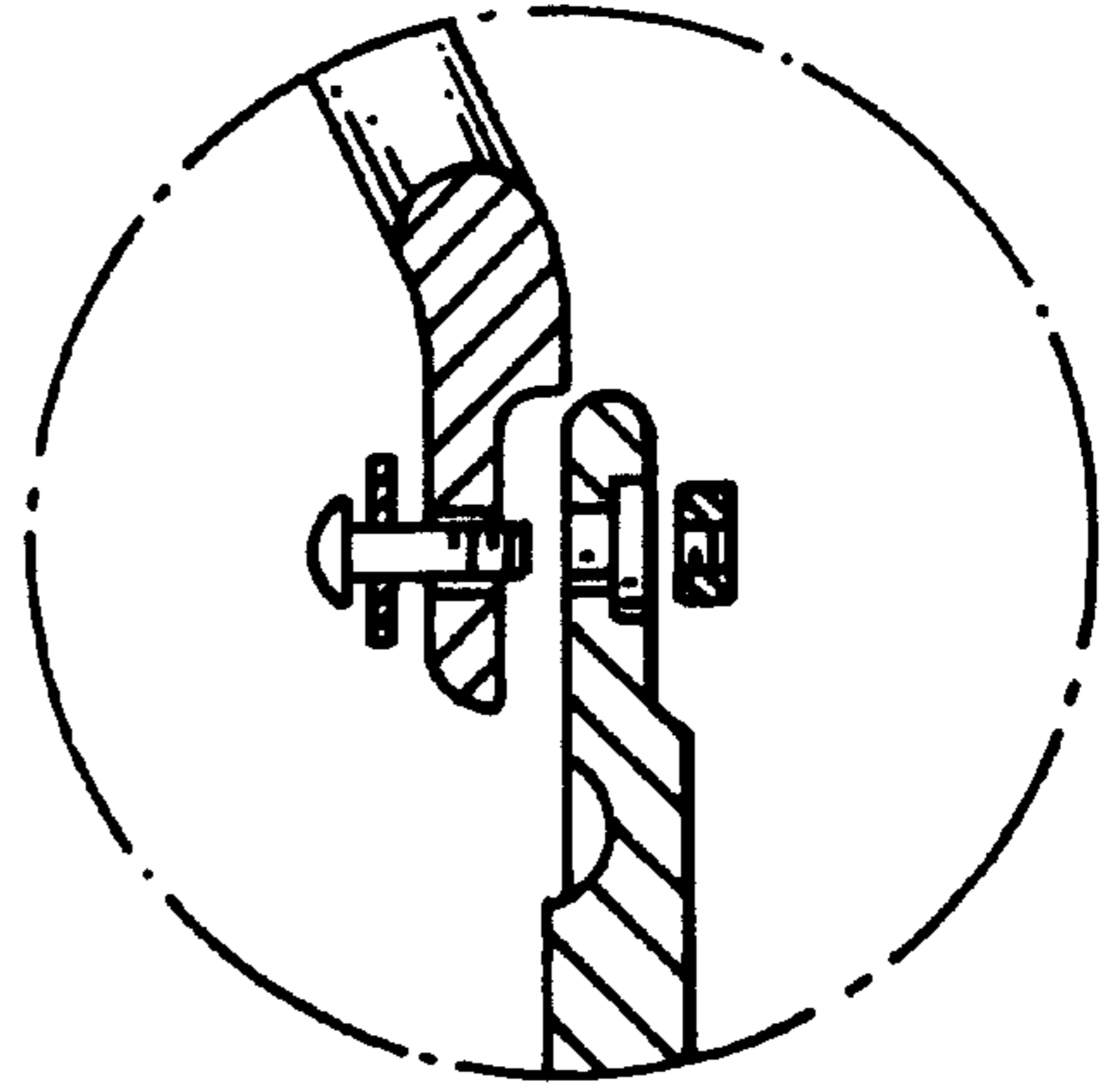
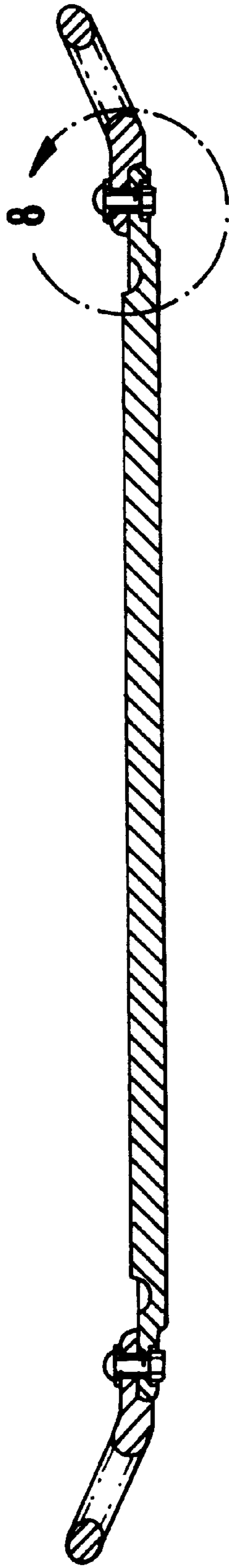


FIG. 8