



US00D436487S

(12) **United States Design Patent**  
**Walker**

(10) **Patent No.:** **US D436,487 S**

(45) **Date of Patent:** **\*\* Jan. 23, 2001**

(54) **WALLSHELF**

D. 189,723 \* 2/1961 Wolff ..... D6/570

D. 279,249 \* 6/1985 Fausel ..... D6/570

(75) **Inventor:** **David Walker**, Chester, PA (US)

\* cited by examiner

(73) **Assignee:** **Zenith Products Corp.**, New Castle, DE (US)

*Primary Examiner*—Brian N. Vinson

(74) *Attorney, Agent, or Firm*—Edgar A. Zarins; Lloyd D. Doigan

(\*\*) **Term:** **14 Years**

(21) **Appl. No.:** **29/121,444**

(22) **Filed:** **Apr. 6, 2000**

(51) **LOC (7) Cl.** ..... **06-04**

(52) **U.S. Cl.** ..... **D6/570; D6/525**

(58) **Field of Search** ..... D6/546, 548, 567, D6/569, 570, 553, 566, 409, 410; 211/13.1, 16, 30, 32, 34, 36, 45; 248/175, 302, 309.1

(56) **References Cited**

**U.S. PATENT DOCUMENTS**

D. 49,640 \* 9/1916 Burgdorf ..... D6/570

(57) **CLAIM**

The ornamental design for a wallshelf, as shown and described.

**DESCRIPTION**

FIG. 1 is a perspective view of a wallshelf showing my new design;

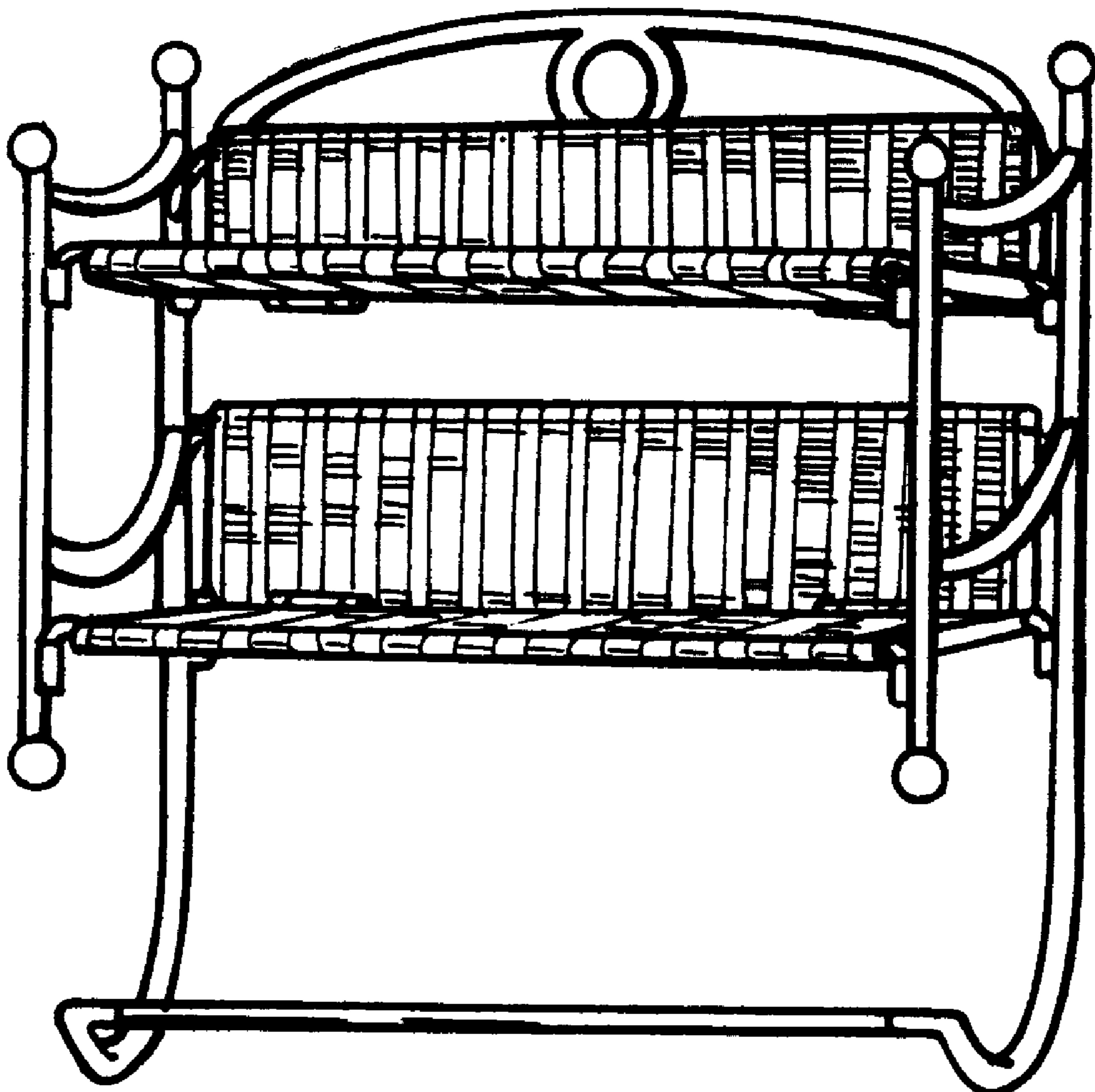
FIG. 2 is a front elevational view thereof;

FIG. 3 is a left side view thereof, the opposite side being a mirror image of the side shown;

FIG. 4 is a top plan view thereof; and,

FIG. 5 is a bottom plan view thereof.

**1 Claim, 1 Drawing Sheet**



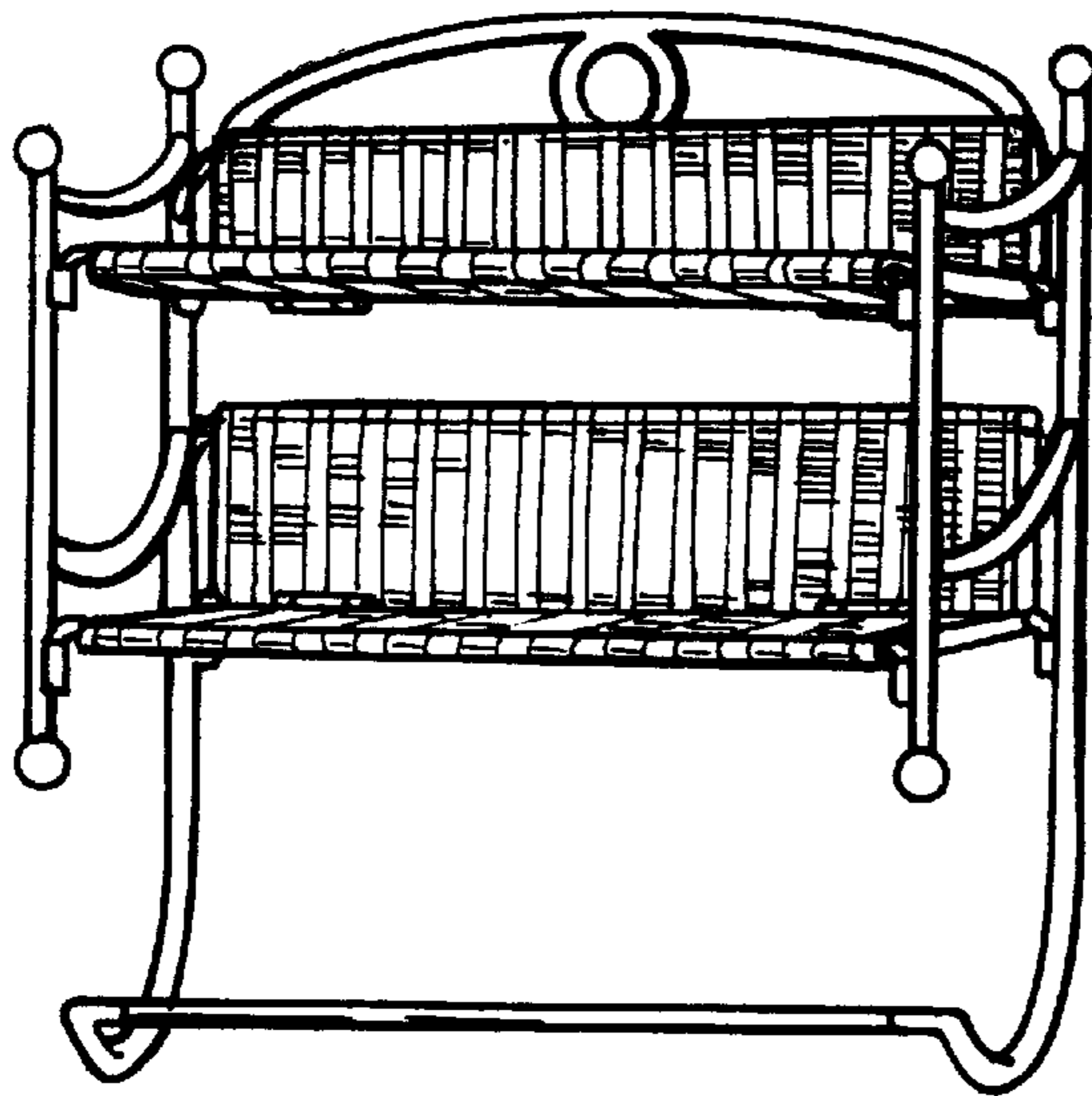


Fig-1

Fig-2





Fig-3




Fig-4

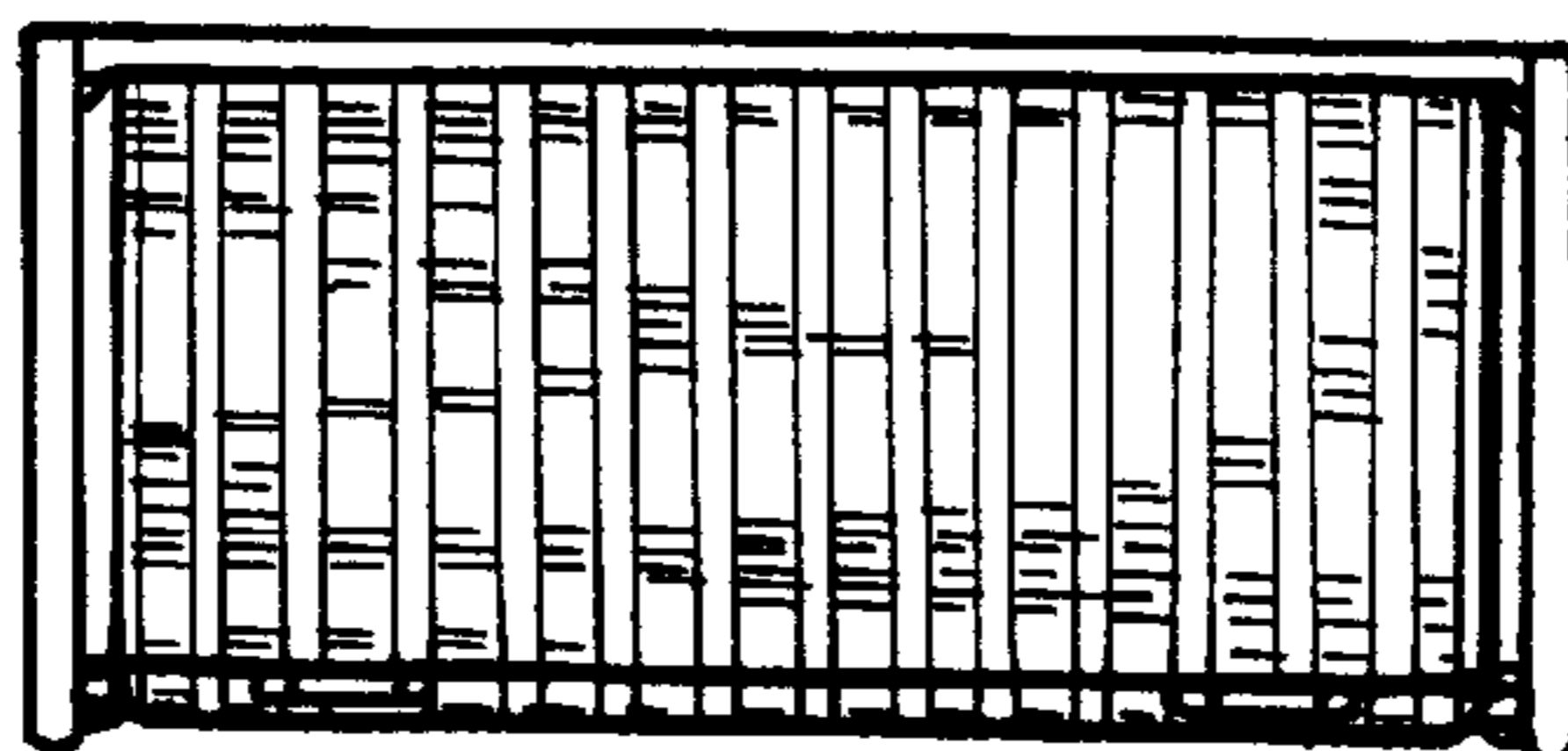


Fig-5