



US00D436486S

(12) **United States Design Patent**  
**Janis**

(10) **Patent No.:** **US D436,486 S**

(45) **Date of Patent:** **\*\* Jan. 23, 2001**

(54) **WALL HUNG PLATE RACK**

(76) **Inventor:** **Cheryl R. Janis**, P.O. Box 3376, La Jolla, CA (US) 92038

(\*\*) **Term:** **14 Years**

(21) **Appl. No.:** **29/110,089**

(22) **Filed:** **Aug. 30, 1999**

(51) **LOC (7) Cl.** ..... **06-04**

(52) **U.S. Cl.** ..... **D6/566**

(58) **Field of Search** ..... D6/566, 553, 567, D6/569-570, 313; D8/349, 354, 367, 370, 372, 373; 211/13.1, 41.1, 41.2, 41.4, 181.1; 248/302, 309.1, 311.2, 489, 490

(56) **References Cited**

**U.S. PATENT DOCUMENTS**

- D. 396,372 \* 7/1998 Goodman ..... D6/566
- D. 408,191 \* 4/1999 Goodman ..... D6/566

- D. 414,640 \* 10/1999 Goodman ..... D6/566
- 4,457,484 \* 7/1984 Hameister ..... 248/490
- 5,454,539 \* 10/1995 LaFontaine ..... 248/302

\* cited by examiner

*Primary Examiner*—Brian N. Vinson

(74) *Attorney, Agent, or Firm*—Fish & Richardson, P.C.


(57) **CLAIM**

The ornamental design for a wall hung plate rack, as shown and described.

**DESCRIPTION**

FIG. 1 is a front elevational view of the wall hung plate rack; FIG. 2 is a right side plan view of the wall hung plate rack; FIG. 3 is a top plan view of the wall hung plate rack; FIG. 4 is a rear elevational view of the wall hung plate rack; and, FIG. 5 is a bottom plan view of the wall hung plate rack.

**1 Claim, 2 Drawing Sheets**






FIG. 1

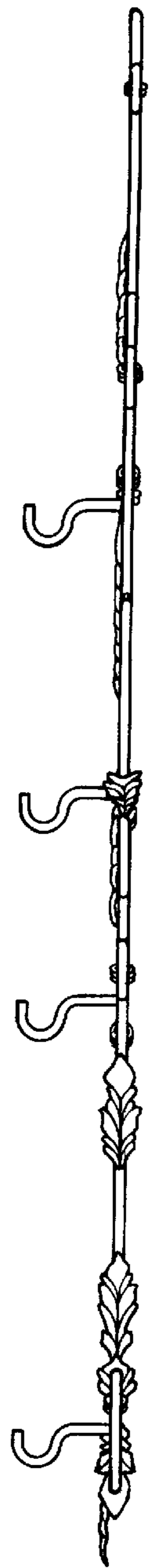


FIG. 2

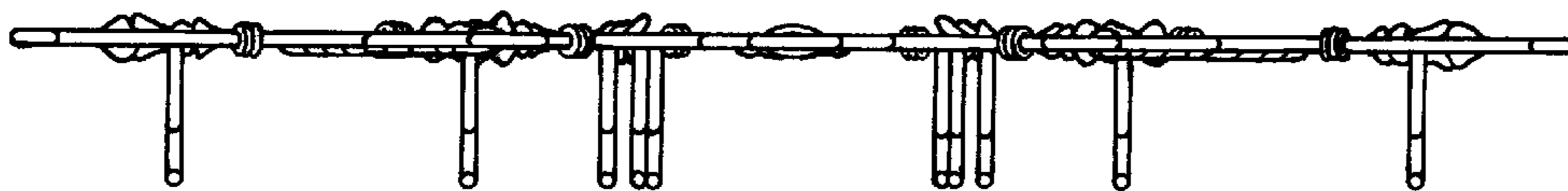


FIG. 3




FIG. 4

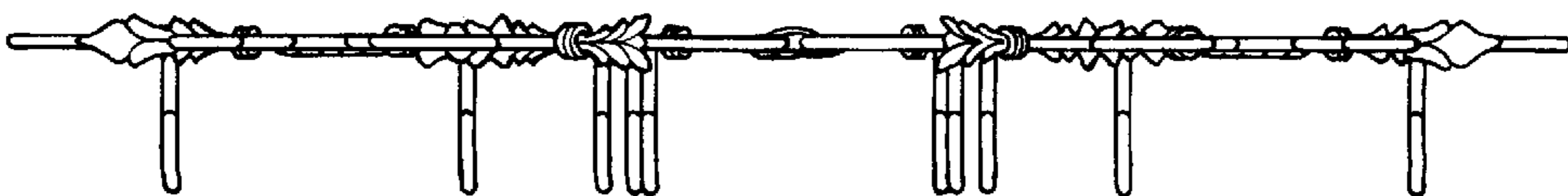


FIG. 5