



US00D436485S

(12) **United States Design Patent**
Harwanko

(10) **Patent No.:** **US D436,485 S**
(45) **Date of Patent:** **** Jan. 23, 2001**

(54) **WALL CABINET**

(75) **Inventor:** **Jeffrey Brian Harwanko**, Wilmington, DE (US)

(73) **Assignee:** **Zenith Products Corp.**, New Castle, DE (US)

(**) **Term:** **14 Years**

(21) **Appl. No.:** **29/124,856**

(22) **Filed:** **Jun. 13, 2000**

(51) **LOC (7) Cl.** **06-04**

(52) **U.S. Cl.** **D6/561**

(58) **Field of Search** D6/553, 559, 560-61, D6/329, 396, 432, 436-39, 444-46, 448; 312/209, 224-25, 234, 242, 245; 206/320, 823

(56) **References Cited**

U.S. PATENT DOCUMENTS

D. 260,953	*	9/1981	Patterson	D6/561
D. 340,818	*	11/1993	Black	D6/436
D. 372,619	*	8/1996	Palka	D6/561
D. 375,221	*	11/1996	Palka	D6/561
D. 385,737	*	11/1997	Chen	D6/561

D. 397,895	*	9/1998	Chen	D6/561
D. 402,492	*	12/1998	Chen	D6/561
D. 415,381	*	10/1999	Sun et al.	D6/561
D. 415,918	*	11/1999	Chen	D6/561
D. 421,197	*	2/2000	Chu et al.	D6/561
D. 426,736	*	6/2000	Winter et al.	D6/561
5,951,127	*	9/1999	Smith	312/245 X

* cited by examiner

Primary Examiner—Brian N. Vinson

(74) *Attorney, Agent, or Firm*—Edgar A. Zarins; Lloyd D. Doigan


(57) **CLAIM**

The ornamental design for a wall cabinet, as shown and described.

DESCRIPTION

FIG. 1 is a perspective view of a wall cabinet showing my new design;
FIG. 2 is a front elevational view thereof;
FIG. 3 is a top plan view thereof;
FIG. 4 is a bottom plan view thereof; and,
FIG. 5 is a right side view thereof, the opposite side being a mirror image of the side shown.

1 Claim, 2 Drawing Sheets






Fig-1

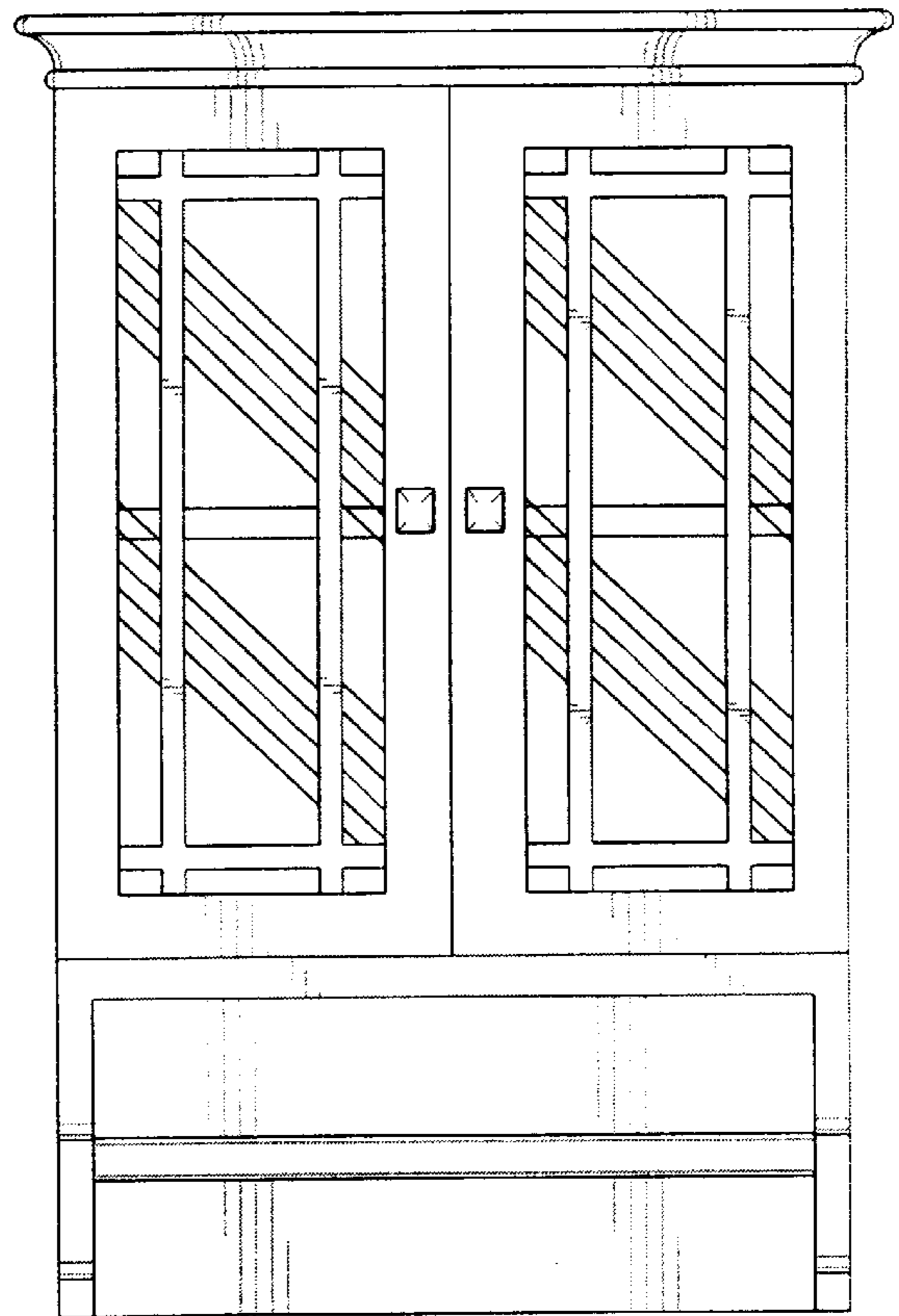


Fig-2

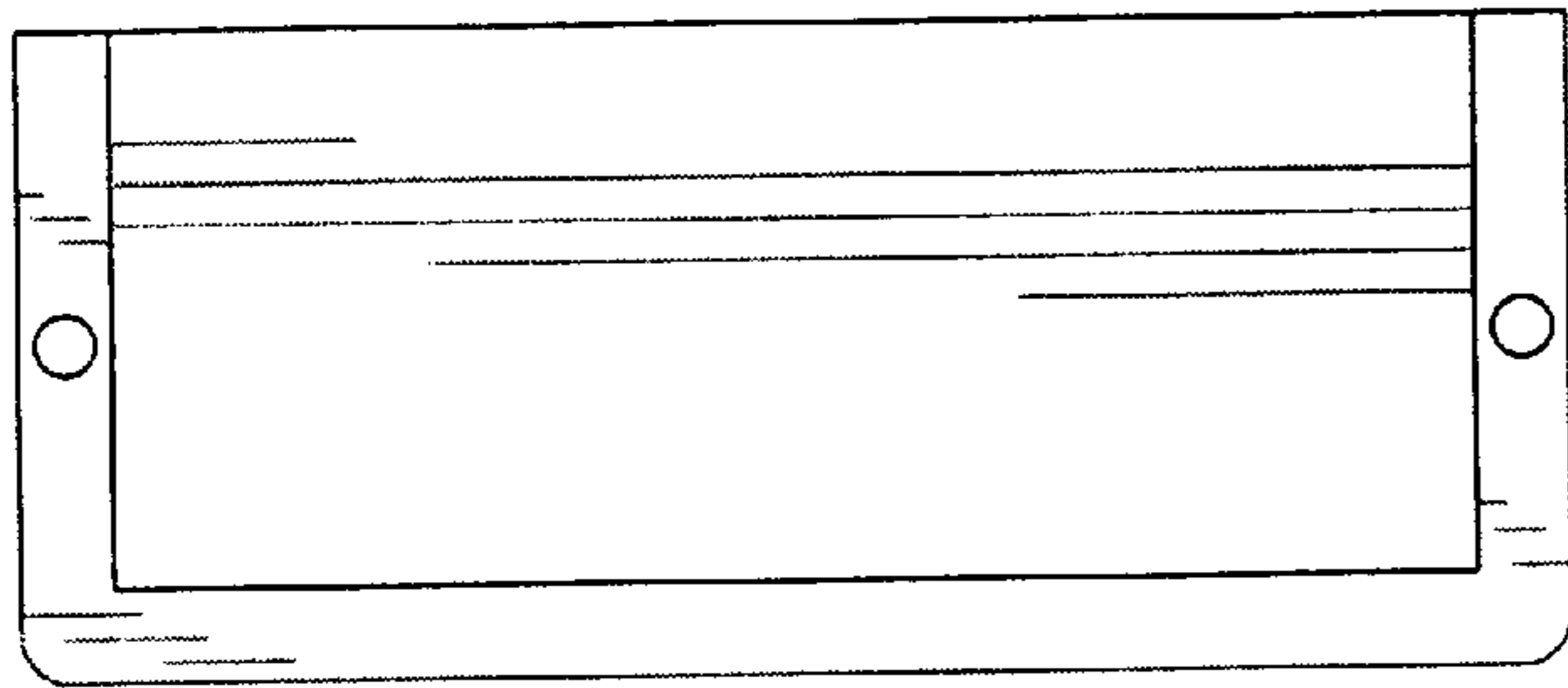


Fig-3

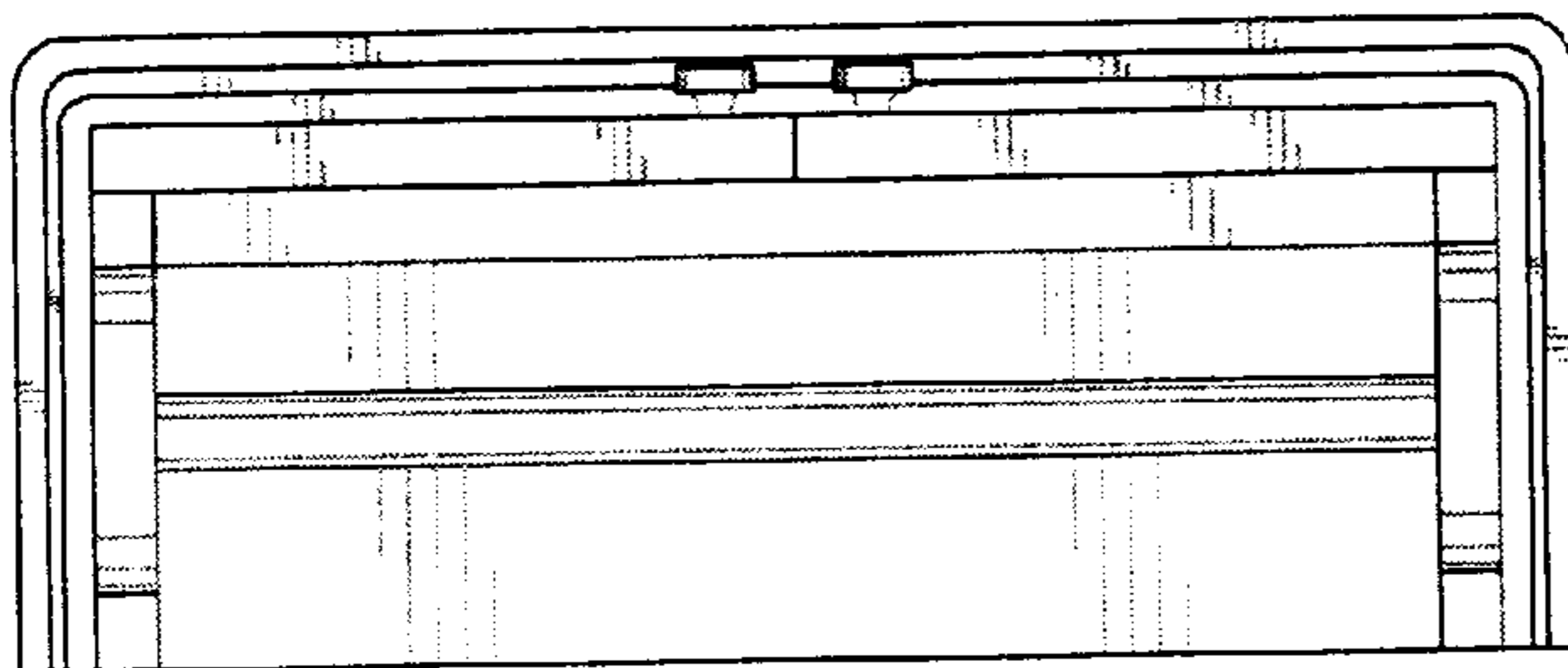


Fig-4

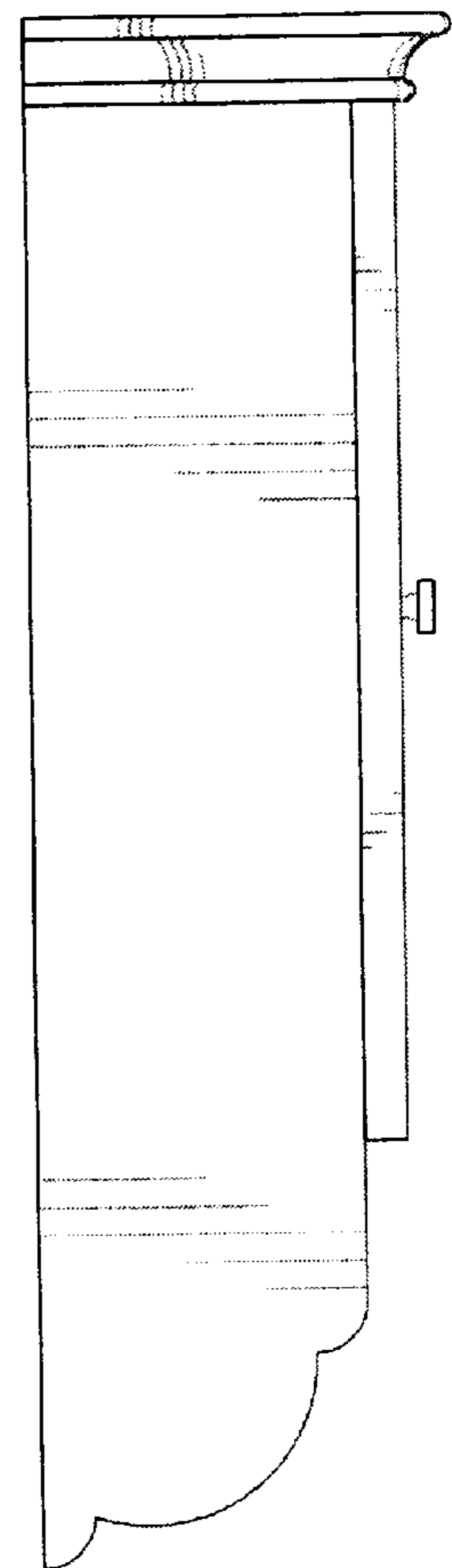


Fig-5