



US00D436484S

(12) **United States Design Patent**  
**Harwanko**

(10) **Patent No.:**

**US D436,484 S**

(45) **Date of Patent:**

**\*\* Jan. 23, 2001**

(54) **WALL CABINET**

(75) Inventor: **Jeffrey Brian Harwanko**, Wilmington,  
DE (US)

(73) Assignee: **Zenith Products Corp.**, New Castle,  
DE (US)

(\*\*) Term: **14 Years**

(21) Appl. No.: **29/124,849**

(22) Filed: **Jun. 13, 2000**

(51) **LOC (7) Cl.** ..... **06-04**

(52) **U.S. Cl.** ..... **D6/561; D6/436; D6/446;**  
D6/438

(58) **Field of Search** ..... D6/553, 559, 560-61,  
D6/329, 396, 432, 436-39, 444-46, 448;  
312/209, 224-25, 234, 242, 245; 206/320,  
823

(56) **References Cited**

**U.S. PATENT DOCUMENTS**

- D. 253,563 \* 12/1979 Ungaro ..... D6/561
- D. 260,953 \* 9/1981 Patterson ..... D6/561
- D. 276,295 \* 11/1984 Hayden ..... D6/561

- D. 372,619 \* 8/1996 Palka ..... D6/561
- D. 373,038 \* 8/1996 Chen ..... D6/561
- D. 375,221 \* 11/1996 Palka ..... D6/561
- D. 397,895 \* 9/1998 Chen ..... D6/561
- D. 397,896 \* 9/1998 Chen ..... D6/561
- D. 426,736 \* 6/2000 Winter et al. .... D6/561
- 5,951,127 \* 9/1999 Smith ..... 312/245 X

\* cited by examiner

*Primary Examiner*—Brian N. Vinson

(74) *Attorney, Agent, or Firm*—Edgar A. Zarins; Lloyd D. Doigan


(57) **CLAIM**

The ornamental design for a wall cabinet, as shown and described.

**DESCRIPTION**

FIG. 1 is a perspective view of a wall cabinet showing my new design;  
 FIG. 2 is a front elevational view thereof;  
 FIG. 3 is a right side view thereof, the opposite side being a mirror image of the side shown;  
 FIG. 4 is a top plan view thereof; and,  
 FIG. 5 is a bottom plan view thereof.

**1 Claim, 2 Drawing Sheets**






Fig-1




Fig-2

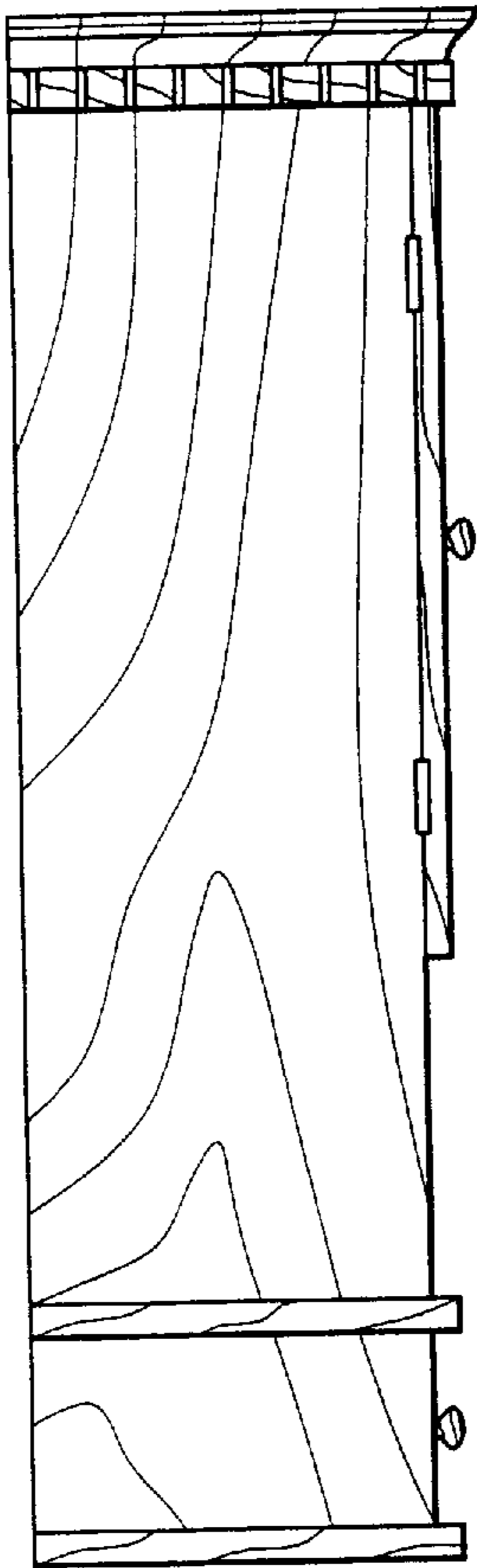


Fig-3

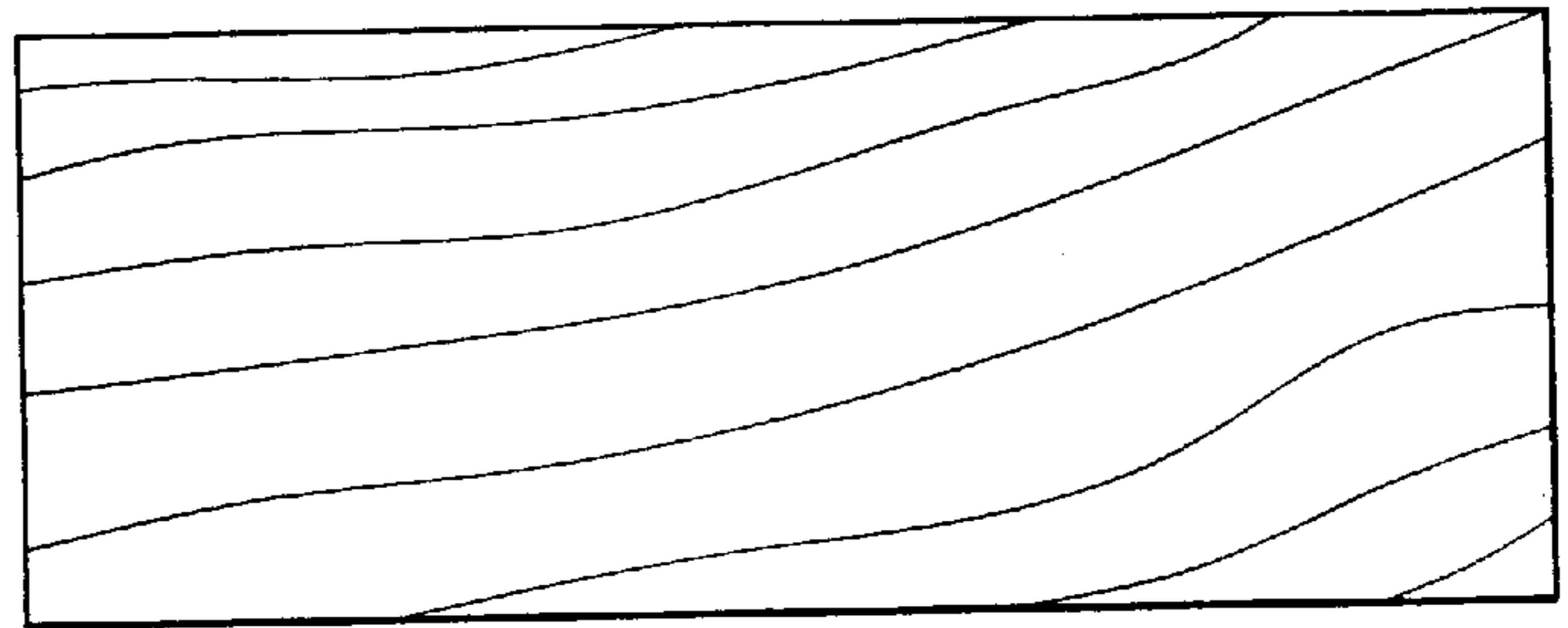


Fig-4

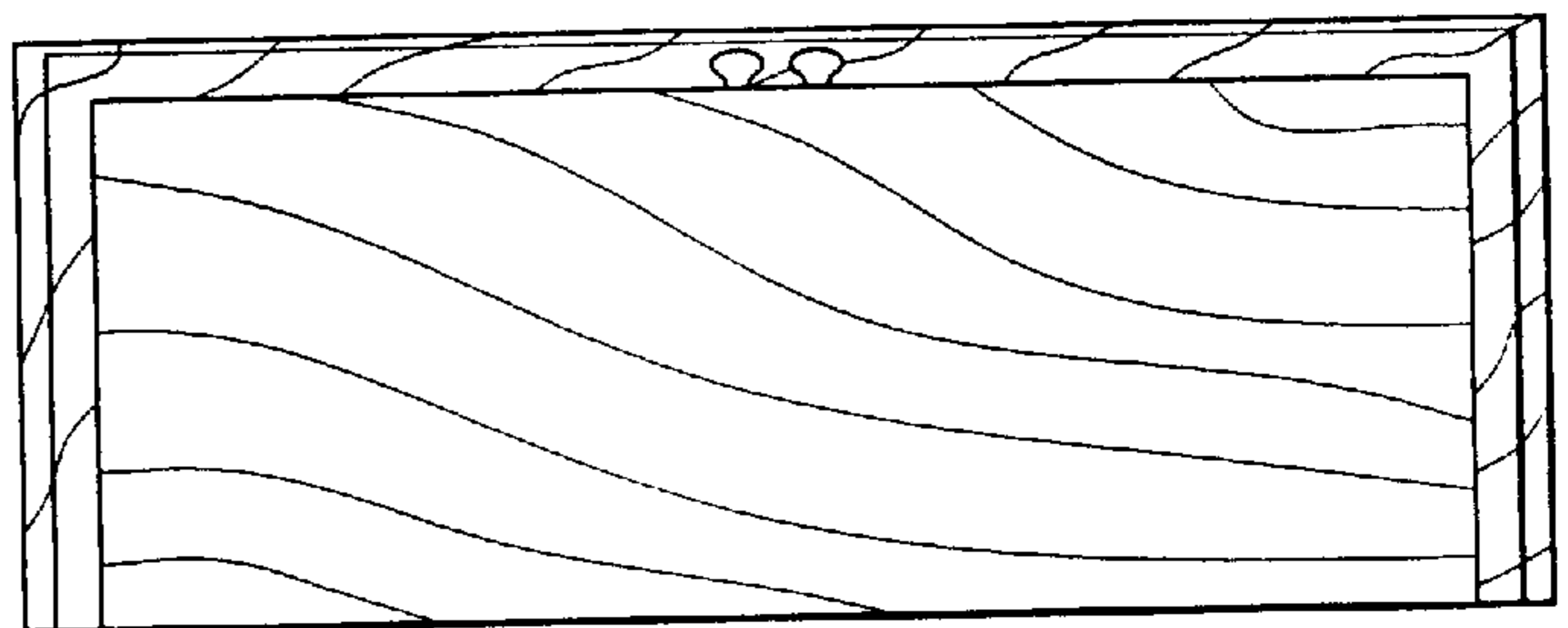


Fig-5