



US00D436480S

(12) **United States Design Patent**  
**Winter et al.**

(10) **Patent No.:** **US D436,480 S**  
(45) **Date of Patent:** **\*\* Jan. 23, 2001**

(54) **MEDICINE CABINET**

(75) Inventors: **Paul H. Winter**, Wilmington; **James A. Hofman**, Hockessin, both of DE (US)

(73) Assignee: **Zenith Products Corp.**, New Castle, DE (US)

(\*\*) Term: **14 Years**

(21) Appl. No.: **29/087,704**

(22) Filed: **May 7, 1998**

(51) **LOC (7) Cl.** ..... **08-08**

(52) **U.S. Cl.** ..... **D6/559; D6/568**

(58) **Field of Search** ..... D6/552, 553, 567, D6/569, 574, 559, 568; 312/242, 224, 225, 226, 227, 274, 249.1, 245, 101

(56) **References Cited**

**U.S. PATENT DOCUMENTS**

Re. 31,409 \* 10/1983 Crist ..... 312/242  
D. 366,796 \* 2/1996 Crowley ..... D6/559

D. 396,161 \* 7/1998 Coglin ..... D6/574  
2,166,430 \* 7/1939 Green ..... 49/70  
3,732,702 \* 5/1973 Desch ..... 62/3.6  
5,707,125 \* 1/1998 Coglin ..... 312/242

\* cited by examiner

*Primary Examiner*—Kay H. Chin

(74) *Attorney, Agent, or Firm*—Edgar A. Zarins; Lloyd D. Doigan

(57) **CLAIM**

The ornamental design for a medicine cabinet, as shown and described.

**DESCRIPTION**


FIG. 1 is a perspective view of a medicine cabinet showing our new design;

FIG. 2 is a front elevational view thereof;

FIG. 3 is a left side view thereof, the opposite side being a mirror image of the side shown; and,

FIG. 4 is a top plan view thereof.

**1 Claim, 2 Drawing Sheets**






Fig-1

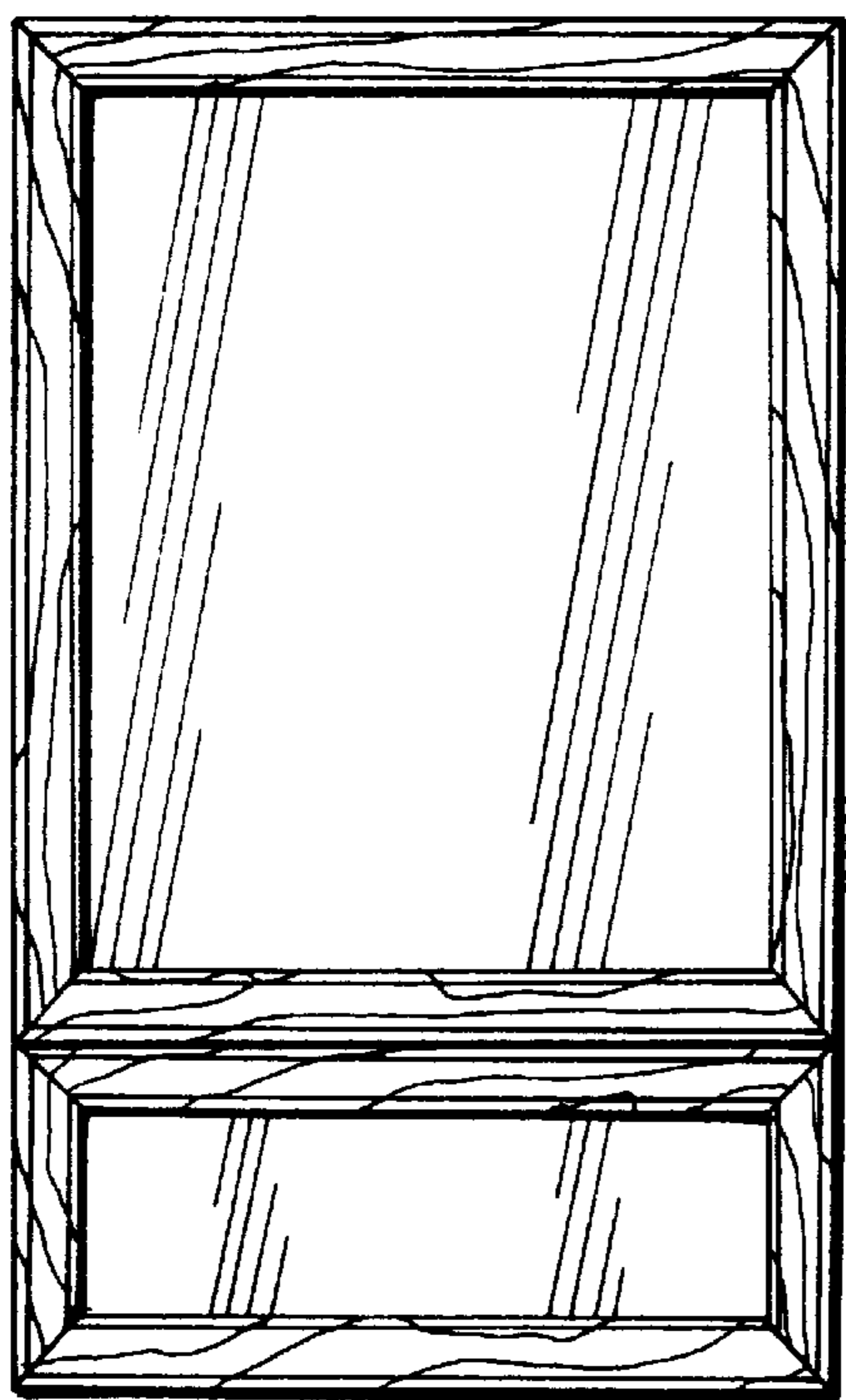


Fig-2

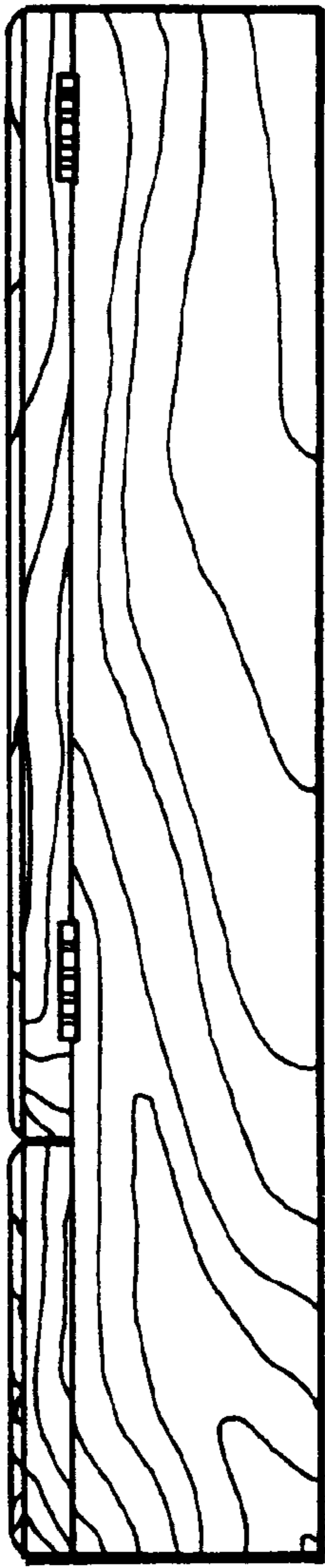


Fig-3



Fig-4