



US00D436473S

(12) **United States Design Patent**  
**Mulligan et al.**

(10) **Patent No.:** **US D436,473 S**

(45) **Date of Patent:** **\*\* Jan. 23, 2001**

(54) **CHAIR FRAME**

(75) Inventors: **Richard Mulligan; Mollie Mulligan,**  
both of Beverly Hills, CA (US)

(73) Assignee: **Countriworks, Inc.,** Los Angeles, CA  
(US)

(\*\*) Term: **14 Years**

(21) Appl. No.: **29/121,430**

(22) Filed: **Apr. 6, 2000**

(51) **LOC (7) Cl.** ..... **06-06**

(52) **U.S. Cl.** ..... **D6/500**

(58) **Field of Search** ..... D6/334, 369, 370,  
D6/374, 376, 379, 380, 500, 501, 502;  
297/440.21, 445.1, 445.18, 446.1, 446.2

(56) **References Cited**

**U.S. PATENT DOCUMENTS**

|            |   |         |          |       |            |
|------------|---|---------|----------|-------|------------|
| 42,150     | * | 3/1864  | Wood     | ..... | 297/452.63 |
| D. 69,692  | * | 3/1926  | Erskine  | ..... | D6/358     |
| D. 81,172  | * | 5/1930  | Whitcomb | ..... | D6/379     |
| D. 90,850  | * | 10/1933 | Kayser   | ..... | D6/370     |
| D. 156,835 | * | 1/1950  | McNeill  | ..... | D6/380     |
| D. 208,465 | * | 9/1967  | Parker   | ..... | D6/380     |
| D. 295,003 | * | 4/1988  | Keller   | ..... | D6/380     |
| D. 319,355 | * | 8/1991  | Hess     | ..... | D6/379     |
| D. 346,504 | * | 5/1994  | Wegener  | ..... | D6/380     |
| D. 349,612 | * | 8/1994  | Ward     | ..... | D6/370     |

|            |   |         |                 |       |        |
|------------|---|---------|-----------------|-------|--------|
| D. 353,720 | * | 12/1994 | Ward            | ..... | D6/370 |
| D. 369,684 | * | 5/1996  | Engel et al.    | ..... | D6/335 |
| D. 388,983 | * | 1/1998  | Mulligan et al. | ..... | D6/500 |
| D. 399,689 | * | 10/1998 | Lee             | ..... | D6/502 |

**OTHER PUBLICATIONS**

Photograph of "Shaker Arm Chair" by Richard Mulligan, Inc. sold at least as early as 1980.

Photograph of "Elan Chair" by Richard Mulligan, Inc. sold at least as early as 1988.

\* cited by examiner

*Primary Examiner*—Doris V. Coles

*Assistant Examiner*—Mimosa De

(74) *Attorney, Agent, or Firm*—Heslin & Rothenberg, P.C.

(57) **CLAIM**

The ornamental design for a chair frame, as shown and described.

**DESCRIPTION**

FIG. 1 is a front elevational view of a chair frame comprising the new design;

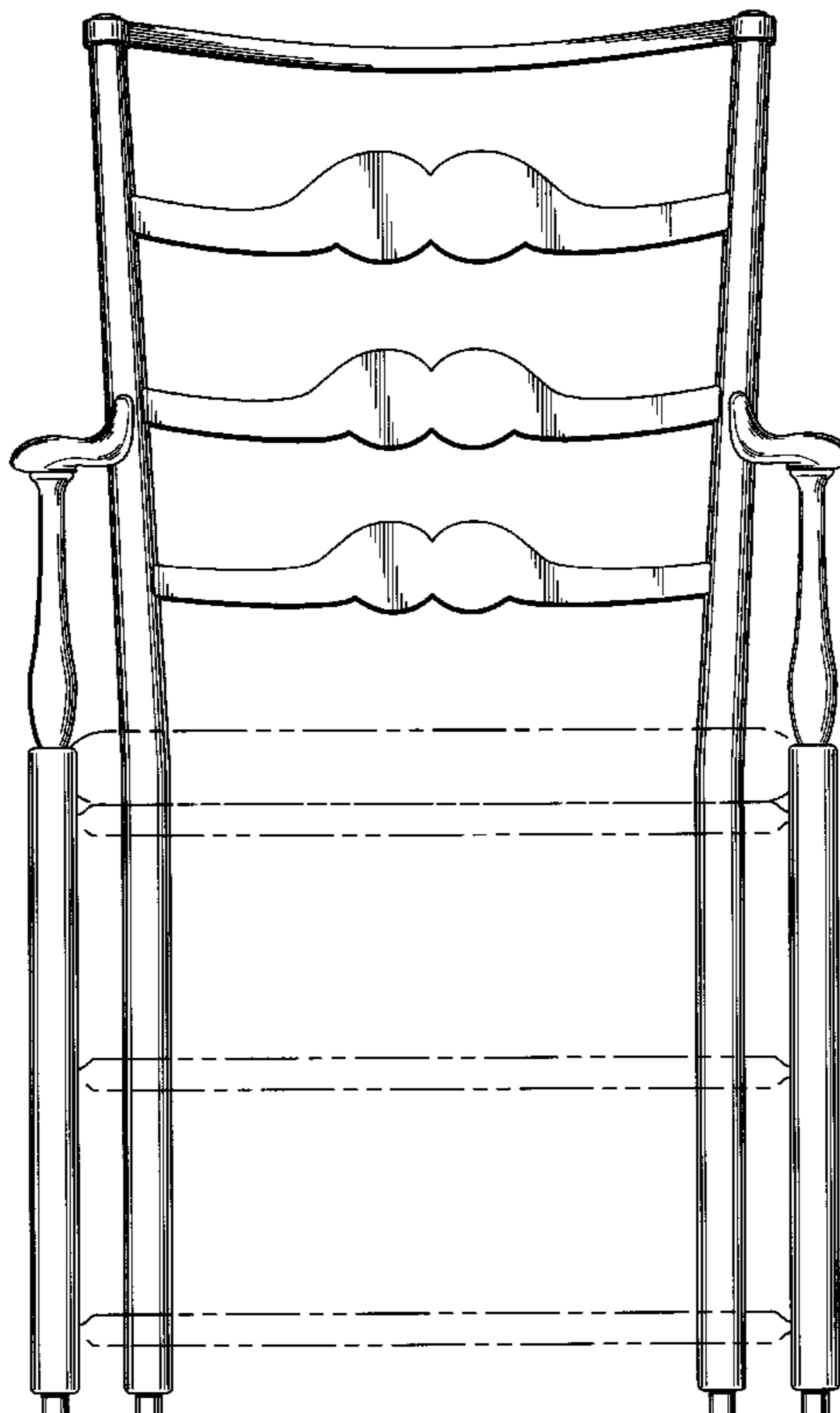
FIG. 2 is a top view thereof;

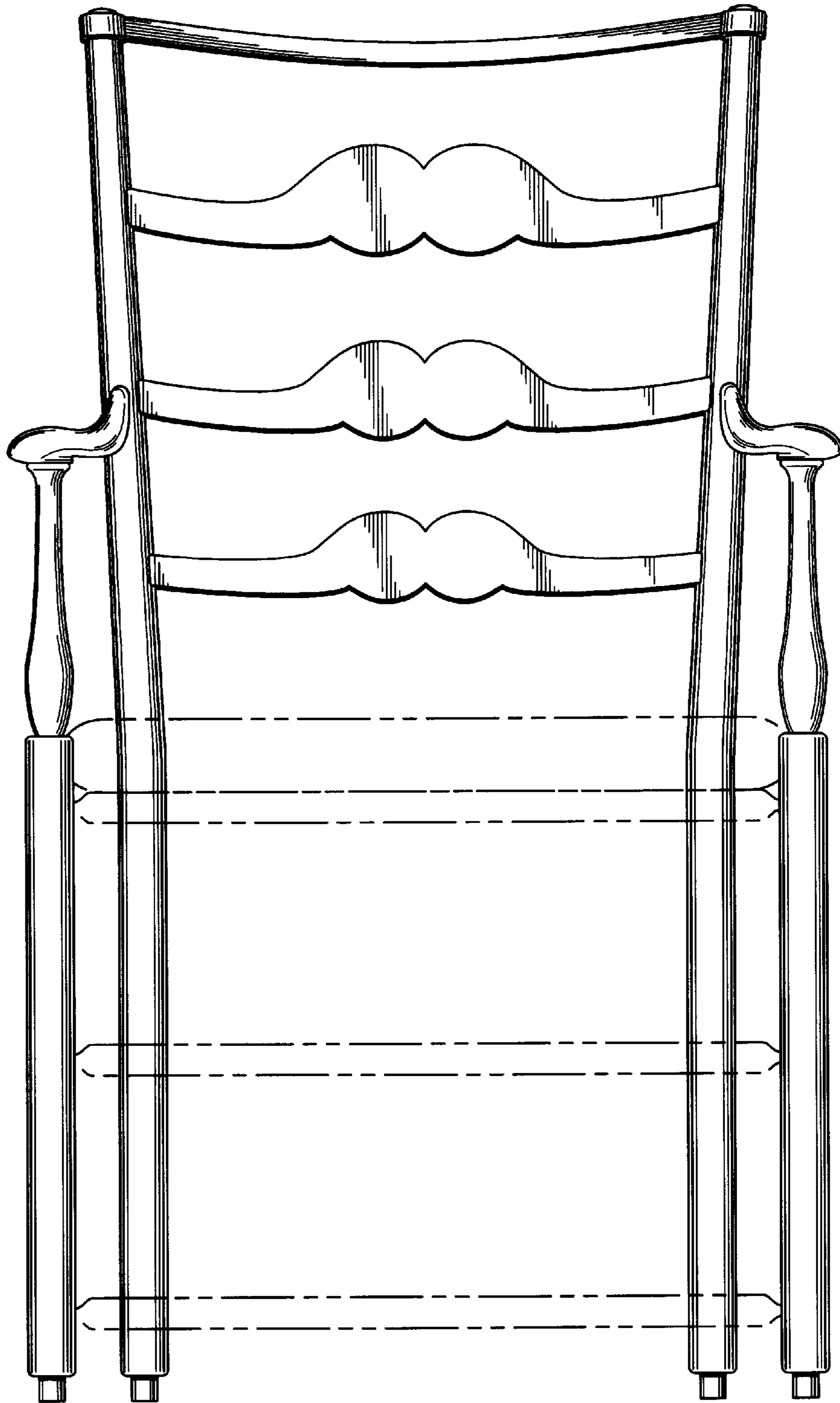
FIG. 3 is a side elevational view thereof; the opposite side elevational view being a mirror image; and,

FIG. 4 is a back elevational view thereof.

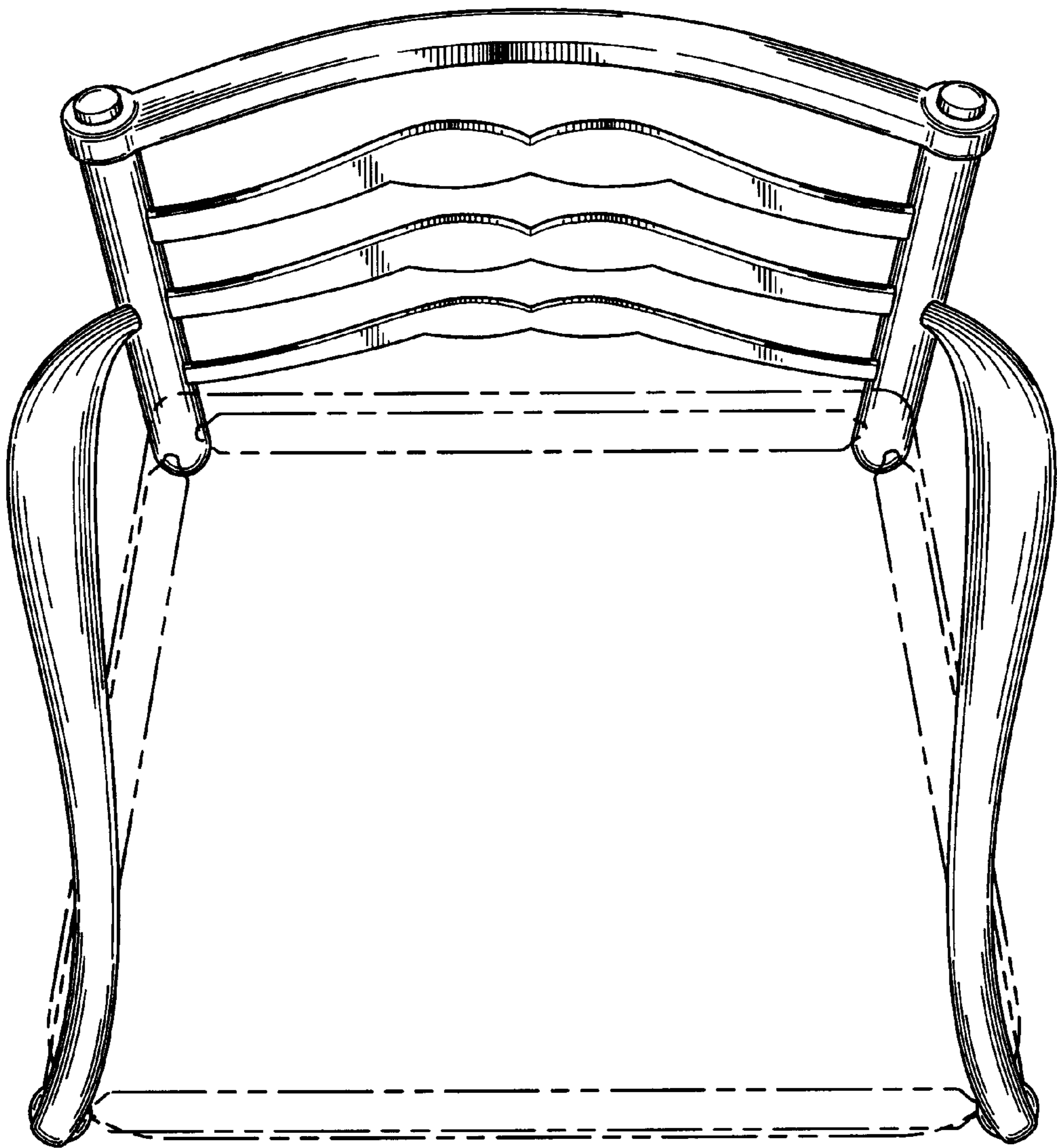
The broken lines shown in all views are for illustrative purposes only and form no part of the claimed design.

**1 Claim, 4 Drawing Sheets**

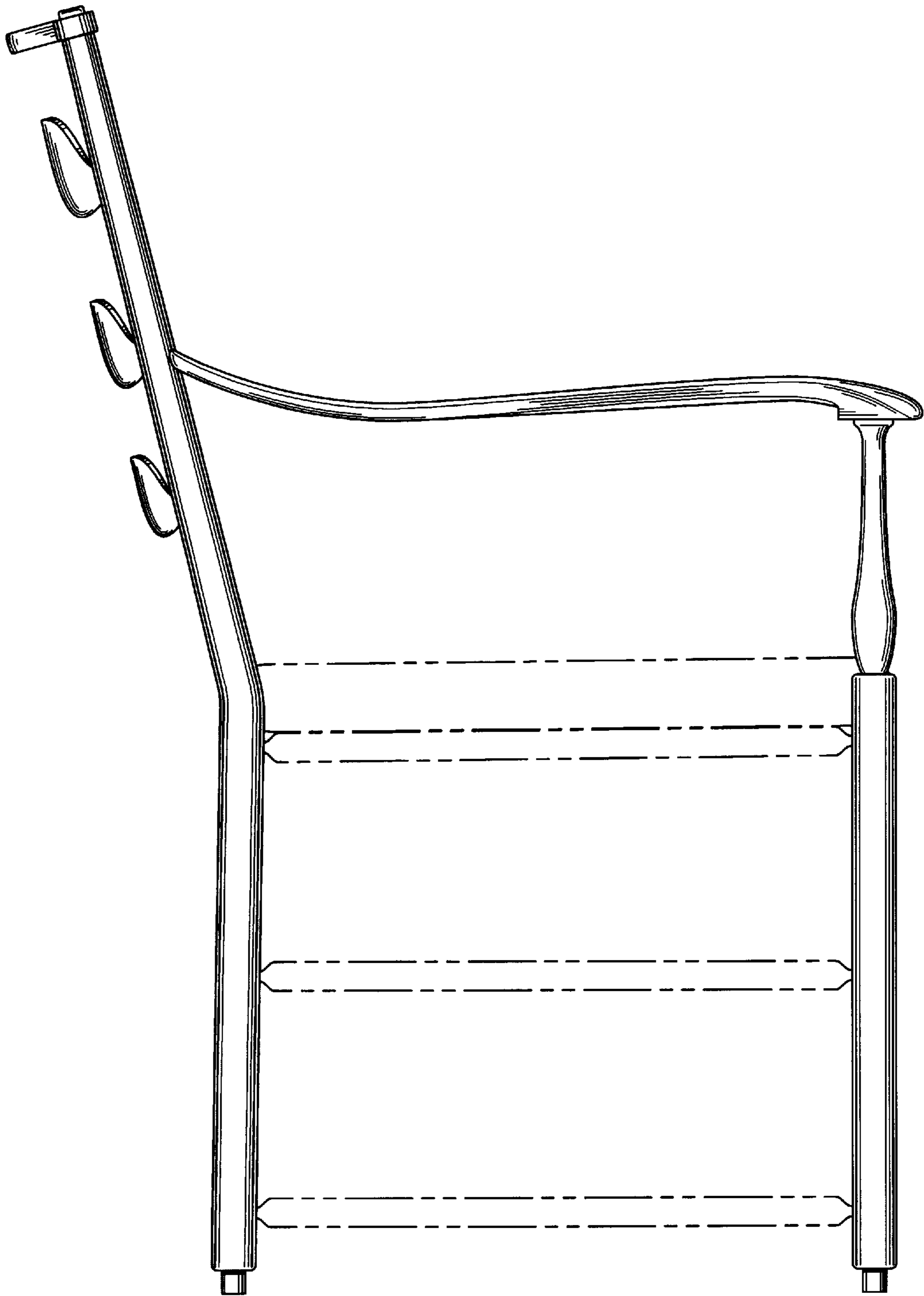




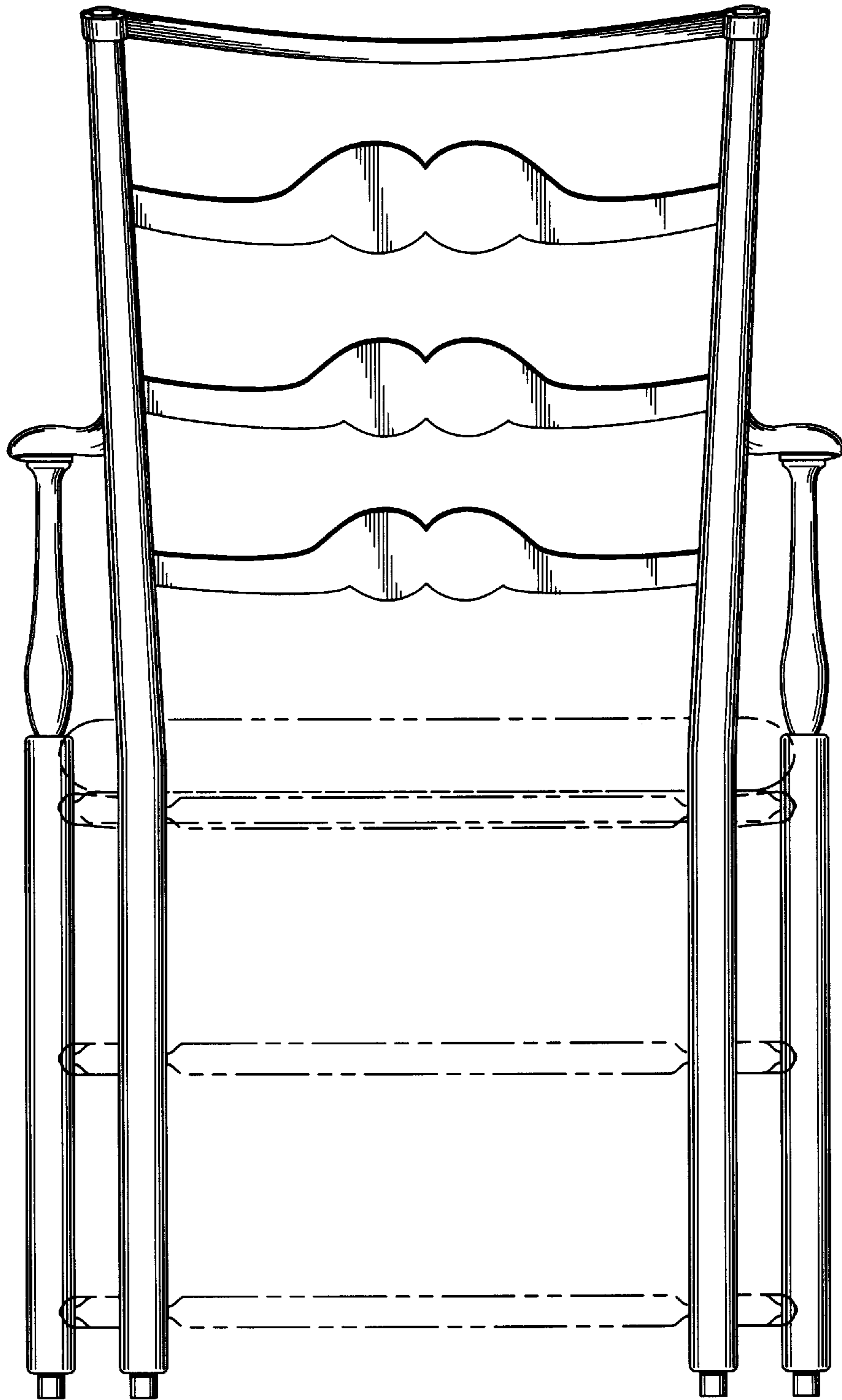
**FIG. 1**



**FIG. 2**



**FIG. 3**



**FIG. 4**