



US00D436471S

(12) **United States Design Patent**  
**Rehmert et al.**

(10) **Patent No.:** **US D436,471 S**

(45) **Date of Patent:** **\*\* Jan. 23, 2001**

(54) **TABLE**

(76) Inventors: **Rory S. Rehmert; Timothy M. Le Roy; D. Mike Howell; Jackie Hogan; James Kemp**, all of P.O. Box 1357, Birmingham, AL (US) 35201

(\*\*) Term: **14 Years**

(21) Appl. No.: **29/128,096**

(22) Filed: **Aug. 10, 2000**

(51) **LOC (7) Cl.** ..... **06-03**

(52) **U.S. Cl.** ..... **D6/487; D6/488**

(58) **Field of Search** ..... D6/480-489, 495-499, D6/511, 451; 108/150, 151, 153.1, 156, 157.1, 161; 248/188, 188.1, 188.7

(56) **References Cited**

**U.S. PATENT DOCUMENTS**

D. 213,117 \* 1/1969 Jakobsen ..... D6/451

D. 239,800 \* 5/1976 Robertson ..... D6/488  
D. 351,959 \* 11/1994 Klein ..... D6/487  
D. 353,730 \* 12/1994 Klein ..... D6/487  
D. 426,730 \* 6/2000 Tseng ..... D6/480  
4,941,413 \* 7/1990 Vanderminden ..... 108/157

\* cited by examiner

*Primary Examiner*—Janice E. Seeger

(57) **CLAIM**


The ornamental design for a table, as shown and described.

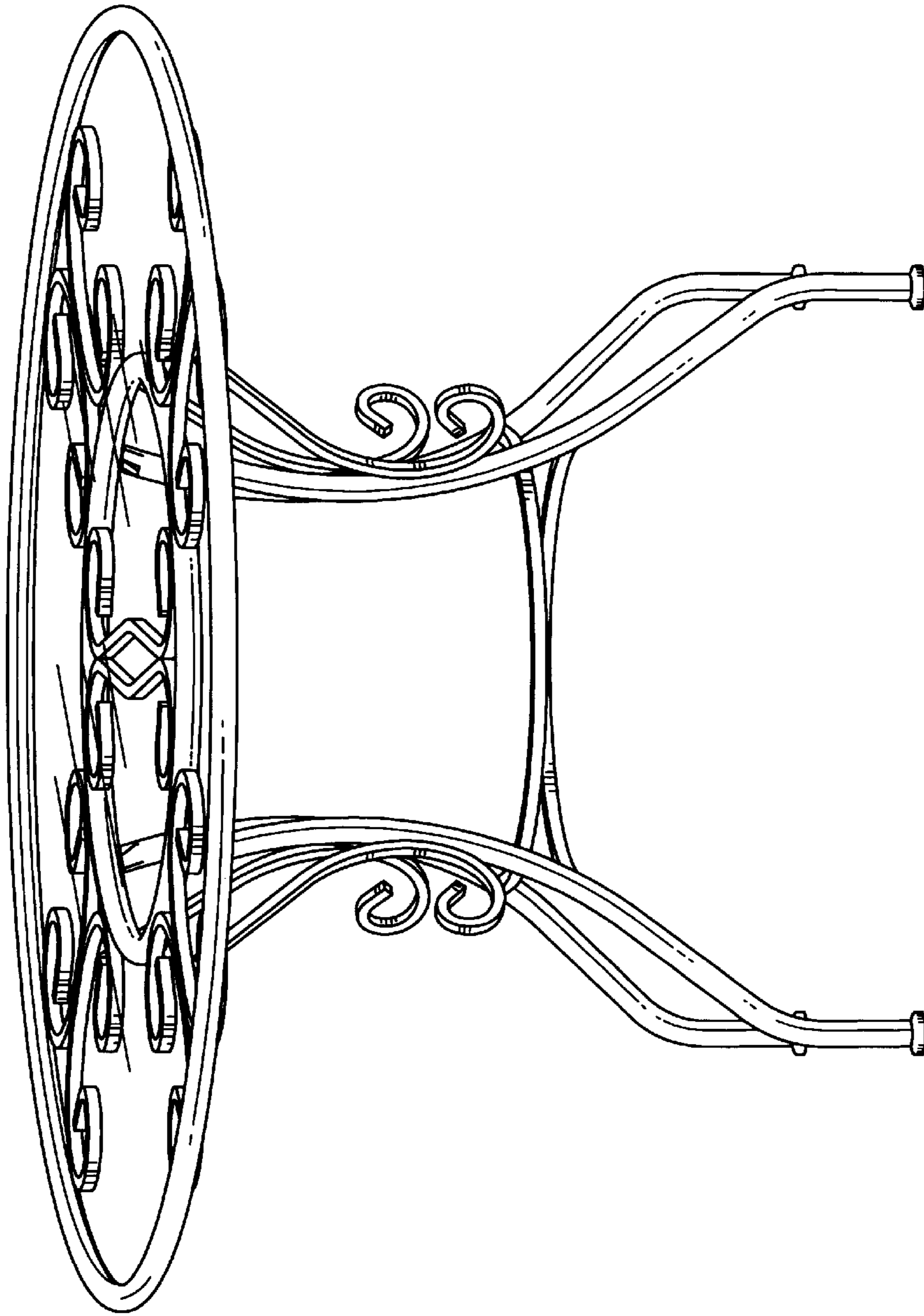
**DESCRIPTION**

FIG. 1 is an isometric view of a table showing our new design;  
FIG. 2 is a top view thereof; and,  
FIG. 3 is a side view, the opposite side view being a mirror image thereof.


The bottom and back view form no part of the claimed design.

**1 Claim, 2 Drawing Sheets**






*Fig. 1*



*Fig. 2*



*Fig. 3*