



US00D436461S

(12) **United States Design Patent**
Walker

(10) **Patent No.:** **US D436,461 S**

(45) **Date of Patent:** **** Jan. 23, 2001**

(54) **DRAWER STAND**

(75) Inventor: **David Walker**, Chester, PA (US)

(73) Assignee: **Zenith Products Corp.**, New Castle, DE (US)

(**) Term: **14 Years**

(21) Appl. No.: **29/121,449**

(22) Filed: **Apr. 6, 2000**

(51) **LOC (7) Cl.** **06-04**

(52) **U.S. Cl.** **D6/432; D6/465**

(58) **Field of Search** D6/432, 436, 437, D6/445, 446, 448, 458, 462, 463, 464, 465, 566; 211/99.1, 90.01, 90.03, 90.04, 112, 119, 126.9, 126.15, 133.2, 188, 182

(56) **References Cited**

U.S. PATENT DOCUMENTS

- D. 300,488 * 4/1989 Yoshikawa D6/465
- D. 303,444 * 9/1989 Yoshikawa D6/465 X
- D. 411,045 * 6/1999 Morandi D6/465 X
- 5,065,873 * 11/1991 Tseng 211/182 X

OTHER PUBLICATIONS

JC Penney Catalog, "D" Storage Drawers, p. 1094, Fall/Wint. '97.*

JC Penney Catalog, "K" 3-Drawer Unit, p. 108, Fall/Wint. '97.*

Spiegel Catalog, "A" Wicker Storage Drawers, p. 508, Fall/Wint. '97.*

* cited by examiner

Primary Examiner—Cathron Brooks

(74) *Attorney, Agent, or Firm*—Edgar A. Zarins; Lloyd D. Doigan

(57) **CLAIM**

The ornamental design for a drawer stand, as shown and described.

DESCRIPTION

FIG. 1 is a perspective view of a drawer stand showing my new design;


FIG. 2 is a left side elevational view thereof, the opposite side being a mirror image of the side shown;

FIG. 3 is a front elevational view thereof;

FIG. 4 is a top plan view thereof; and,

FIG. 5 is a bottom plan view thereof.

1 Claim, 2 Drawing Sheets






Fig-1

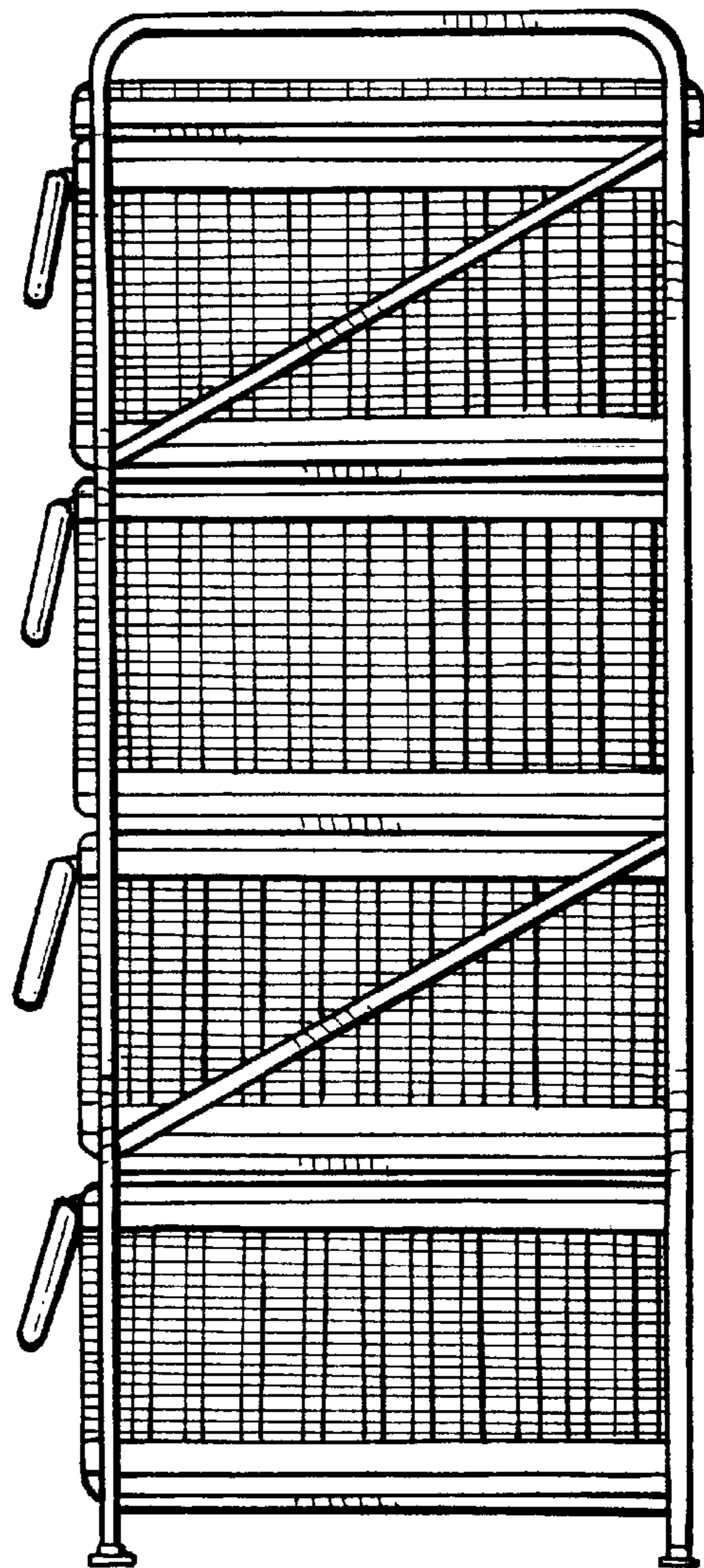


Fig-2

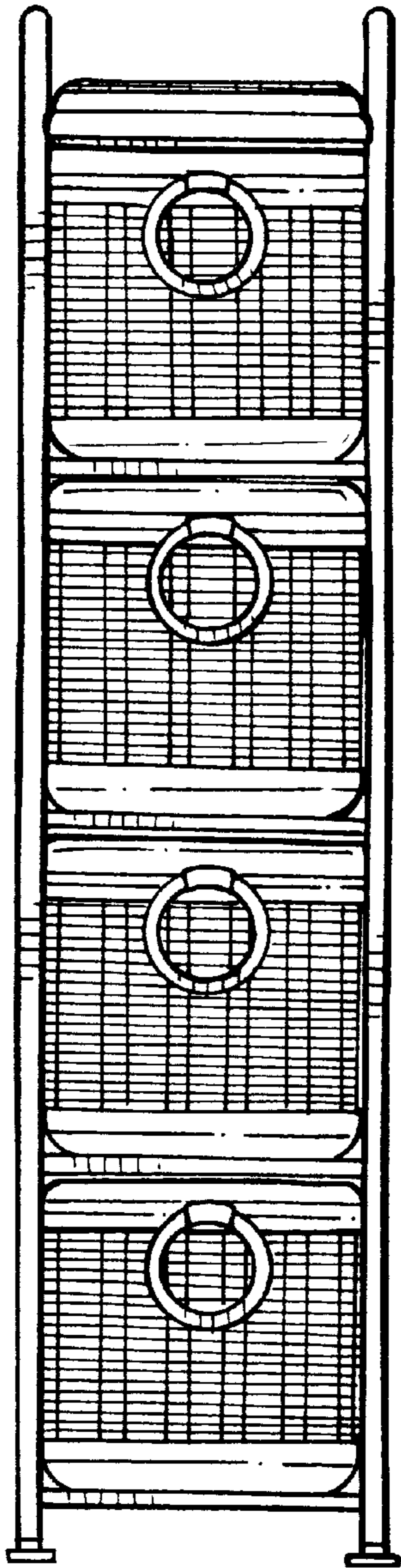


Fig-3

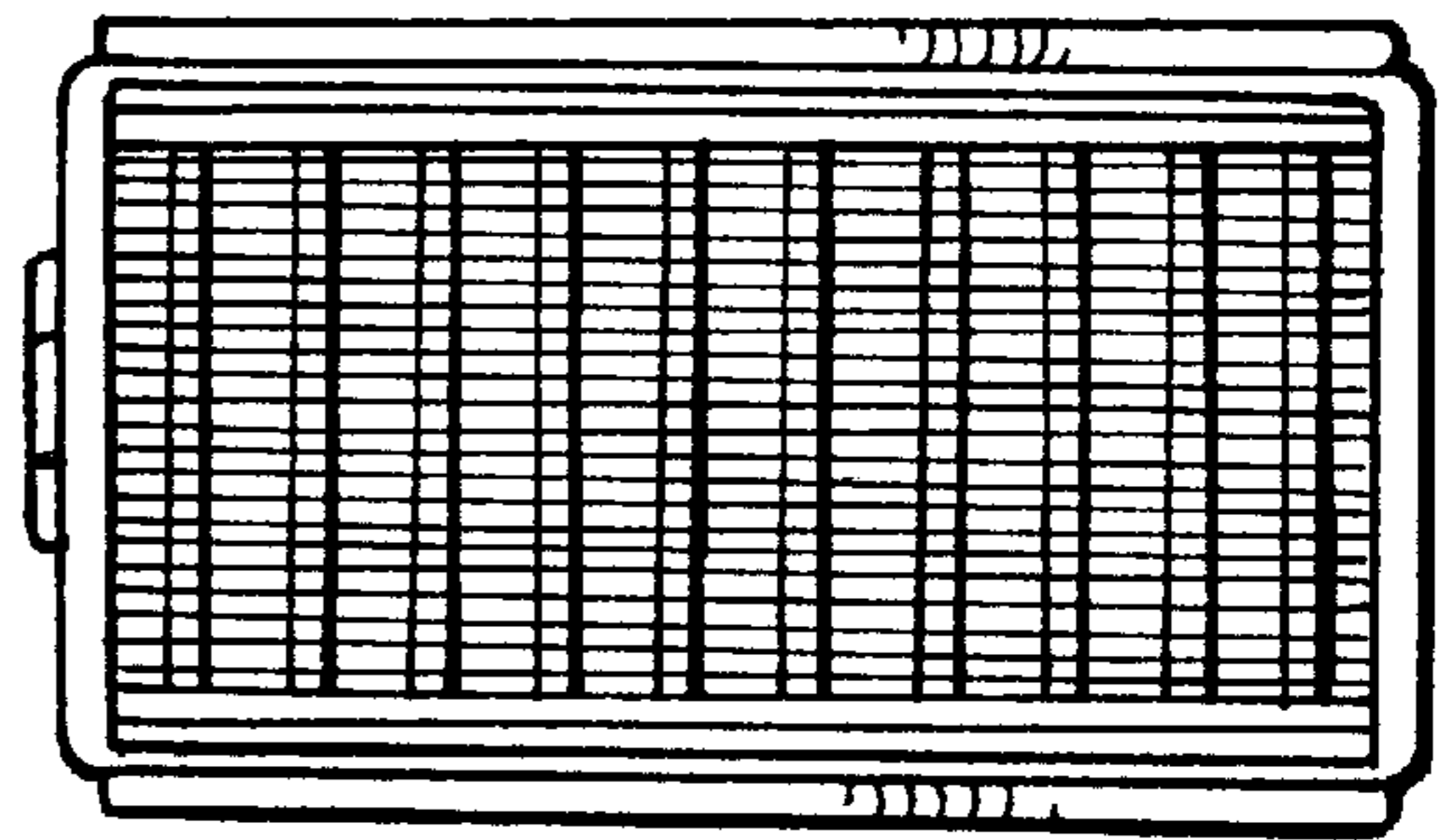


Fig-4

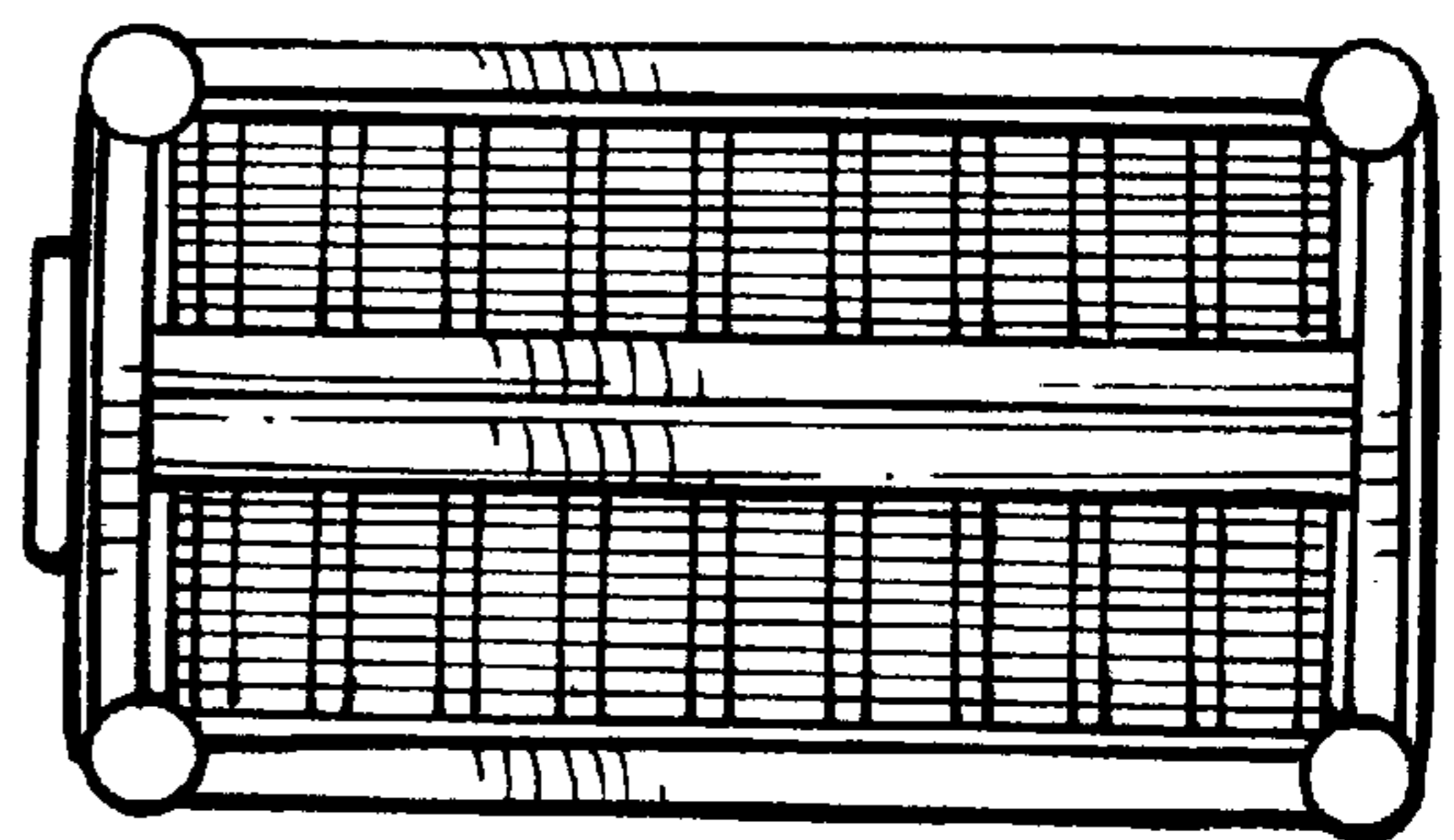


Fig-5