



US00D436438S

(12) **United States Design Patent**
Frey

(10) **Patent No.:** **US D436,438 S**

(45) **Date of Patent:** **** Jan. 23, 2001**

(54) **BILLFOLD WITH CLIP ATTACHMENT**

Primary Examiner—Louis S. Zarfaz
Assistant Examiner—Monica A. Weingart

(76) **Inventor:** **Patrick Joseph Frey**, P.O. Box 2148,
Carmichael, CA (US) 95609

(57) **CLAIM**

(**) **Term:** **14 Years**

The ornamental design for a billfold with clip attachment, as shown and described.

(21) **Appl. No.:** **29/118,107**

(22) **Filed:** **Feb. 4, 2000**

DESCRIPTION

(51) **LOC (7) Cl.** **03-01**

FIG. 1 is a front elevational view of the billfold with clip attachment of the present invention;

(52) **U.S. Cl.** **D3/249; D3/247; D3/250**

FIG. 2 is a rear elevational view of the billfold with clip attachment of FIG. 1;

(58) **Field of Search** **D3/247, 248, 249, D3/250, 251, 252, 253; 150/131, 132, 135, 137, 140, 144, 145, 147, 149**

FIG. 3 is a left side elevational view of the billfold with clip attachment of FIG. 1;

(56) **References Cited**

FIG. 4 is a right side elevational view of the billfold with clip attachment of FIG. 1;

U.S. PATENT DOCUMENTS

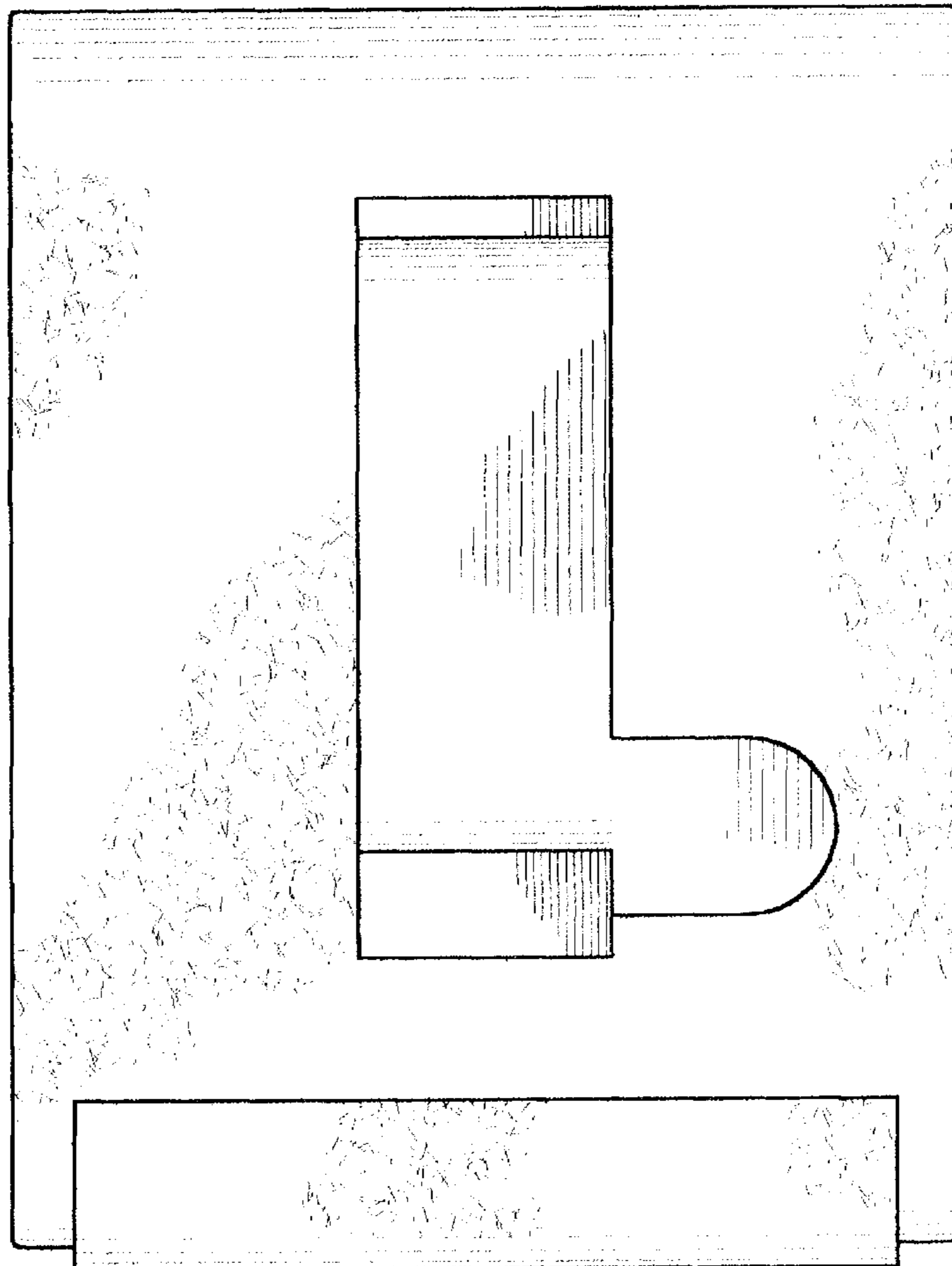
FIG. 5 is a top plan view of the billfold with clip attachment of FIG. 1; and,

- D. 158,860 * 6/1950 Jardine D3/247 X
- D. 398,446 * 9/1998 Hosea D3/247
- D. 424,803 * 5/2000 Kojoori D3/247 X
- D. 426,703 * 6/2000 Kojoori D3/247 X
- 1,825,496 * 9/1931 Weeks 150/137
- 4,784,199 * 11/1988 Wise 150/137 X

FIG. 6 is a bottom plan view of the billfold with clip attachment of FIG. 1.

* cited by examiner

1 Claim, 2 Drawing Sheets



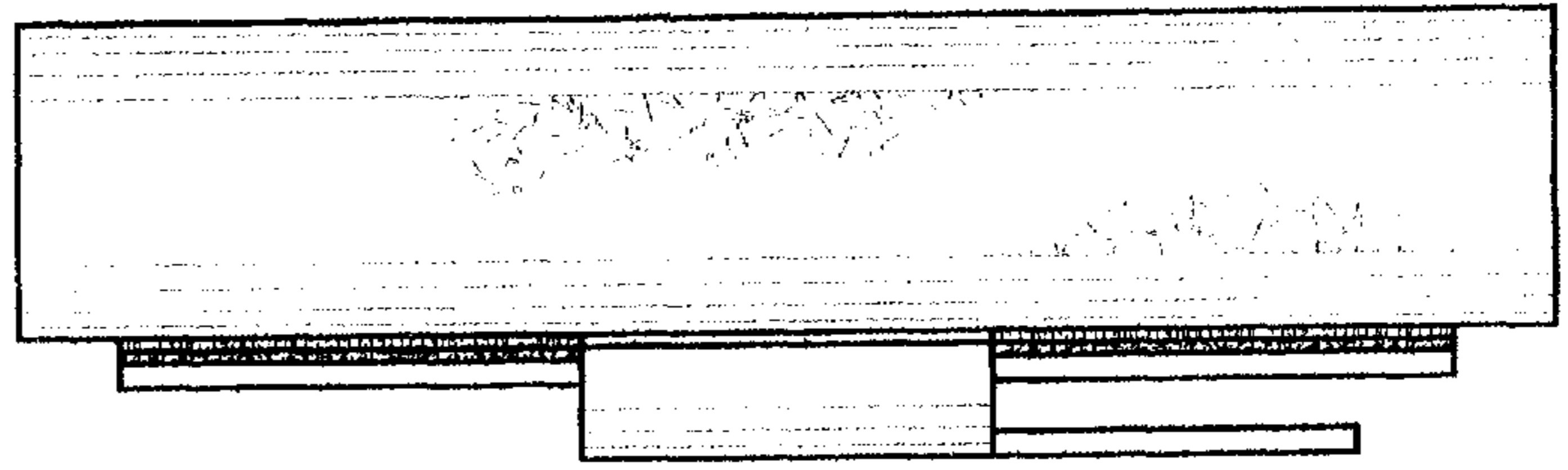


FIG. 5




FIG. 3

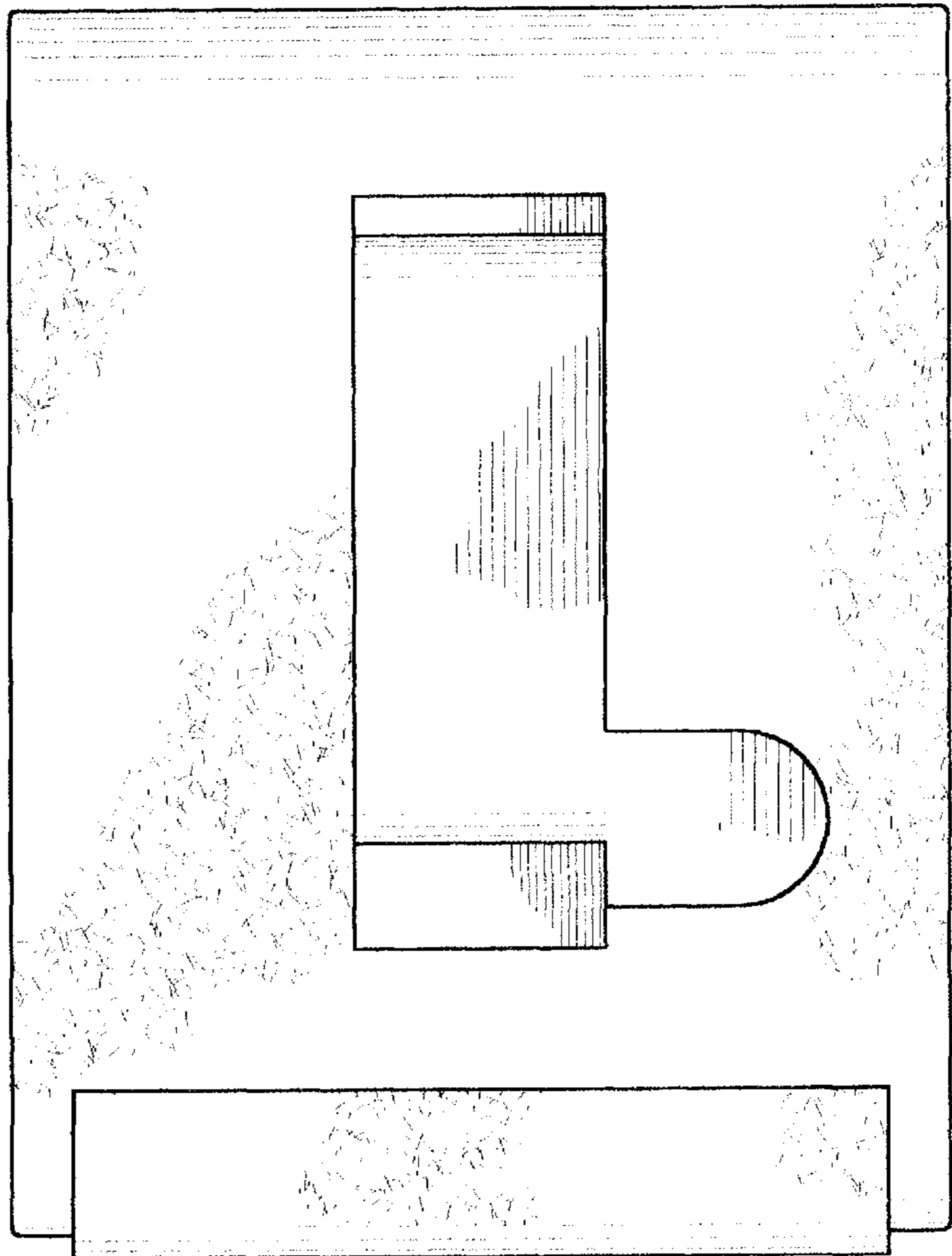


FIG. 1




FIG. 2

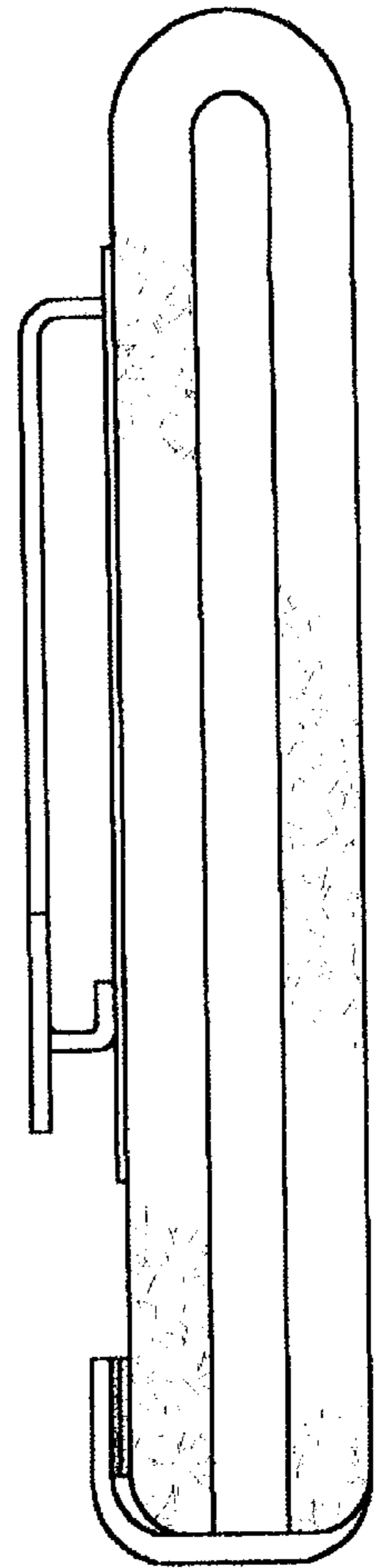


FIG. 4

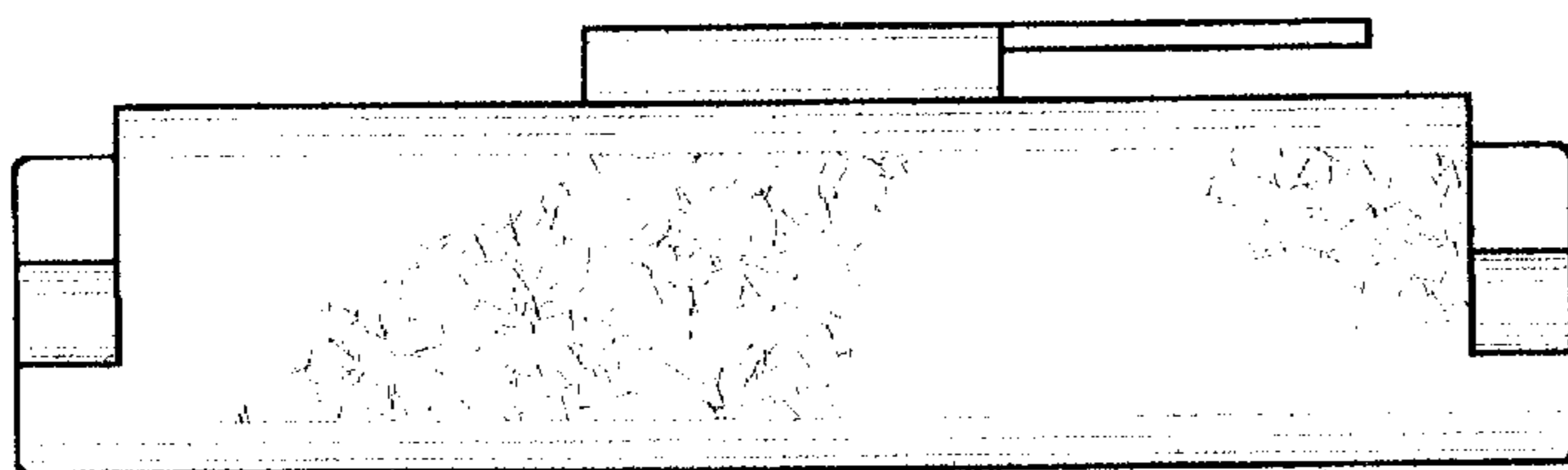


FIG. 6