



US00D436434S

(12) **United States Design Patent**
Conway

(10) **Patent No.:** **US D436,434 S**

(45) **Date of Patent:** **** Jan. 23, 2001**

(54) **CASE FOR TAMPONS**

(75) **Inventor:** **Gary Roy Conway, Surrey (GB)**

(73) **Assignee:** **Optoplast PLC, Liverpool (GB)**

(*) **Notice:** This patent is subject to a terminal disclaimer.

(**) **Term:** **14 Years**

(21) **Appl. No.:** **29/105,443**

(22) **Filed:** **May 25, 1999**

(30) **Foreign Application Priority Data**

Dec. 16, 1998 (GB) 2079891
Jan. 15, 1999 (GB) 2080391

(51) **LOC (7) Cl.** **03-01**

(52) **U.S. Cl.** **D3/203; D3/265**

(58) **Field of Search** D3/203, 205, 201,
D3/215, 263-265; 206/5, 5.1, 6, 811, 560,
265, 266; D27/185, 189, 172, 160, 161

(56) **References Cited**

U.S. PATENT DOCUMENTS

228,598 * 6/1880 Buckley 206/266

D. 396,747 * 8/1998 Cheung D3/265
D. 400,009 * 10/1998 Conway D3/265
1,409,932 * 3/1922 Davanzo 206/265
2,179,227 * 11/1939 Caten 206/265

* cited by examiner

Primary Examiner—Louis S. Zarfaz
Assistant Examiner—Catherine R. Oliver
(74) *Attorney, Agent, or Firm*—Cobrin & Gittes

(57) **CLAIM**

The ornamental design for a case for tampons, as shown and described.

DESCRIPTION

FIG. 1 is a left side view of a case for tampons or other articles in accordance with the invention;
FIG. 2 is a front perspective view thereof; and,
FIG. 3 is a rear perspective view from below thereof.

1 Claim, 2 Drawing Sheets




FIG. 1

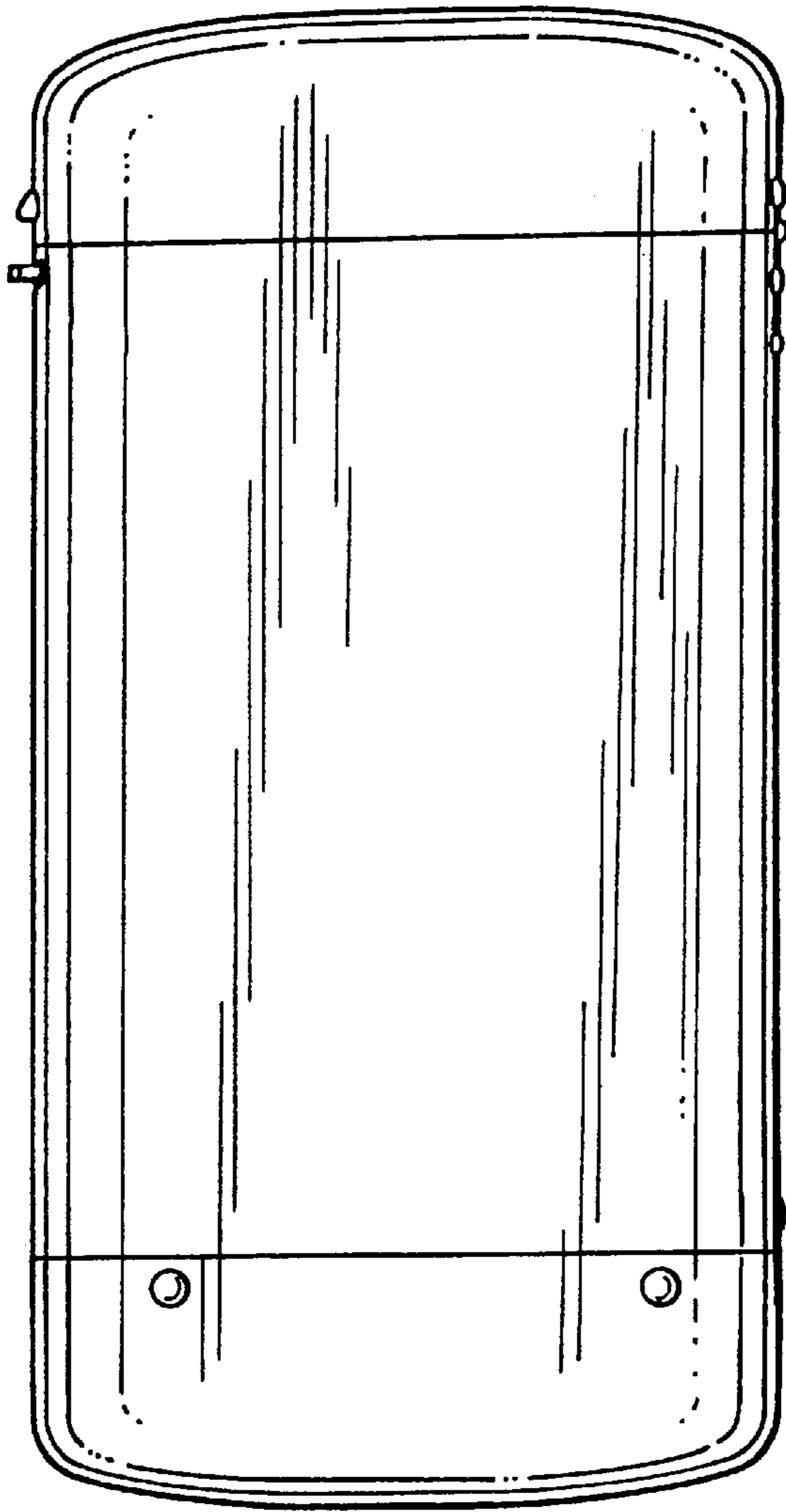


FIG. 2

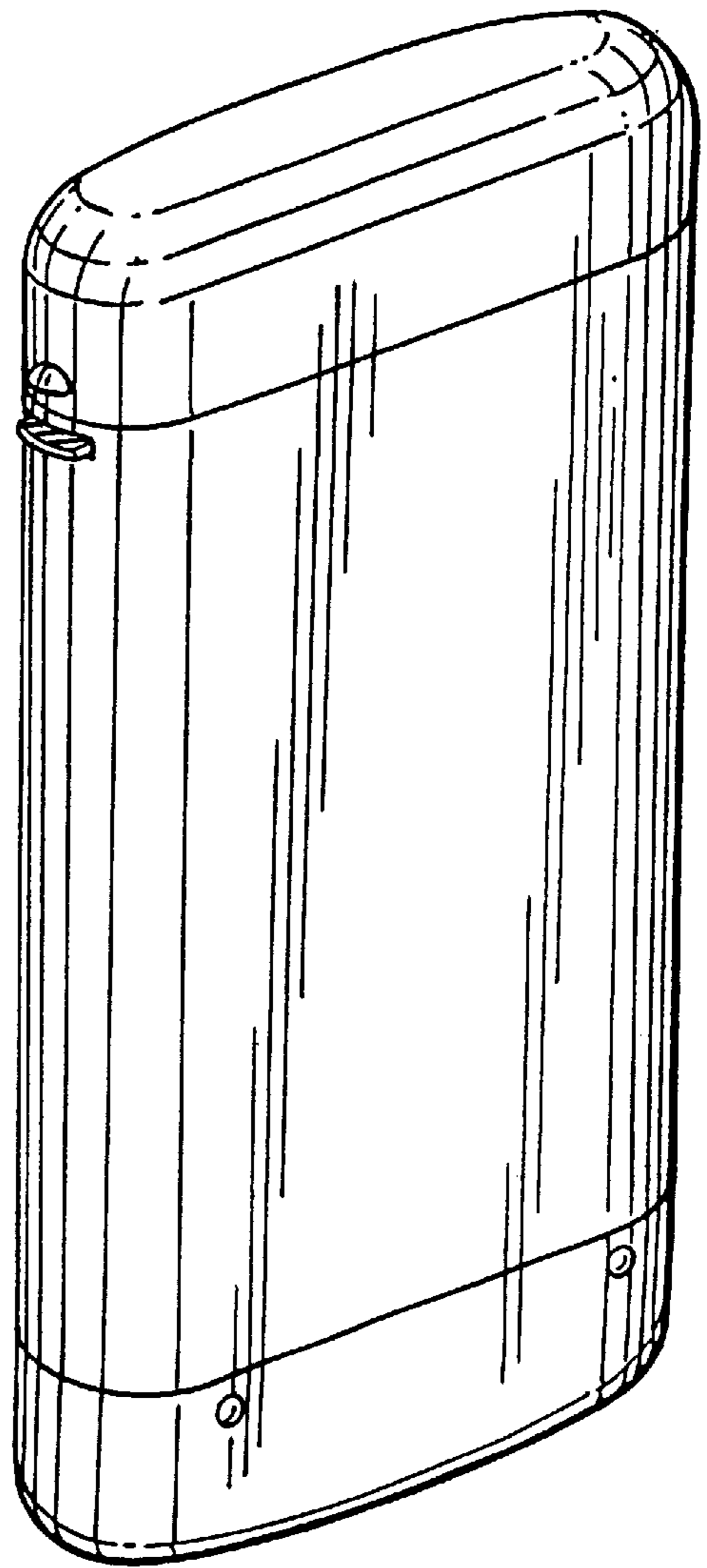


FIG. 3

