



US00D436433S

(12) **United States Design Patent**  
**Laberge**

(10) **Patent No.:** **US D436,433 S**

(45) **Date of Patent:** **\*\* Jan. 23, 2001**

(54) **FOOTWEAR UPPER PORTION**

(75) Inventor: **Martin Laberge**, Boulder, CO (US)

(73) Assignee: **Salomon S.A.**, Metz-Tessy (FR)

(\*\*) Term: **14 Years**

(21) Appl. No.: **29/115,438**

(22) Filed: **Dec. 15, 1999**

(51) **LOC (7) Cl.** ..... **02-99**

(52) **U.S. Cl.** ..... **D2/972**

(58) **Field of Search** ..... D2/896, 902, 907,  
D2/943, 944, 969-973; 36/45, 50.1, 51,  
77 M, 77 R, 83, 88, 89, 113, 114, 126-130

(56) **References Cited**

**U.S. PATENT DOCUMENTS**

D. 391,067 \* 2/1998 Hatfiled ..... D2/972  
D. 401,755 12/1998 Zinovieff ..... D2/972  
D. 413,427 9/1999 Fellouhe ..... D2/969

D. 427,759 \* 7/2000 Hlavacs ..... D2/972  
D. 429,064 \* 8/2000 Lozano ..... D2/972

\* cited by examiner

*Primary Examiner*—Dominic Simone

(74) *Attorney, Agent, or Firm*—Greenblum & Bernstein,  
P.L.C.


(57) **CLAIM**

I claim the ornamental design for a footwear upper portion,  
as shown and described.

**DESCRIPTION**

FIG. 1 is a left side view of a footwear upper portion,  
showing my new design;  
FIG. 2 is top view thereof;  
FIG. 3 is a right side view thereof;  
FIG. 4 is a rear end view thereof; and,  
FIG. 5 is a front end view thereof.

**1 Claim, 2 Drawing Sheets**






FIG. 1

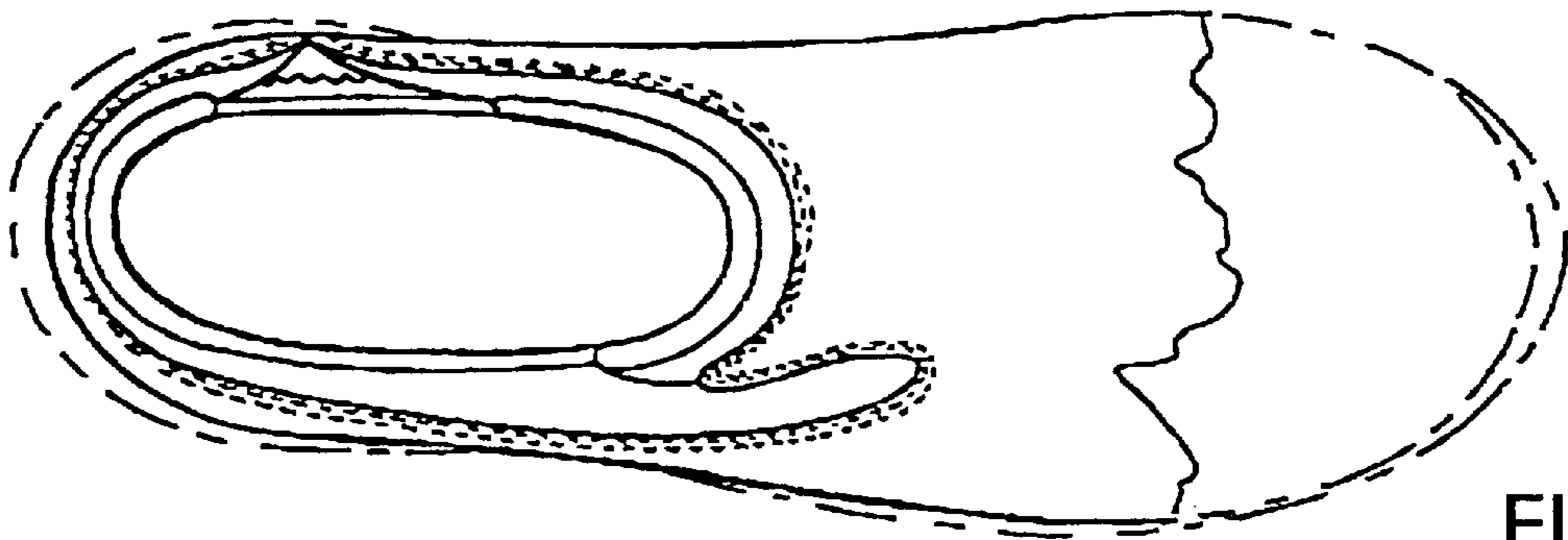


FIG. 2




FIG. 3

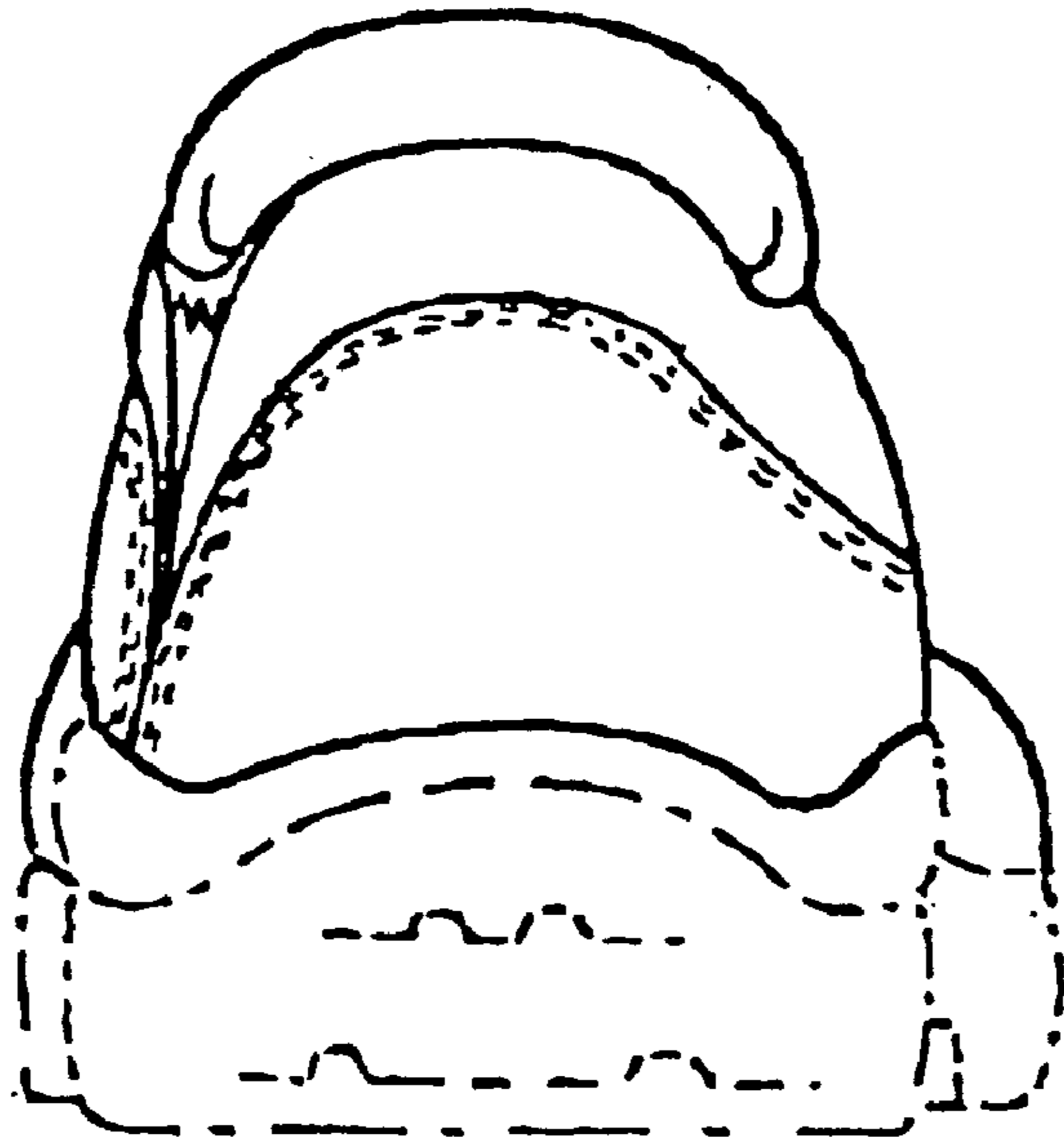


FIG. 4

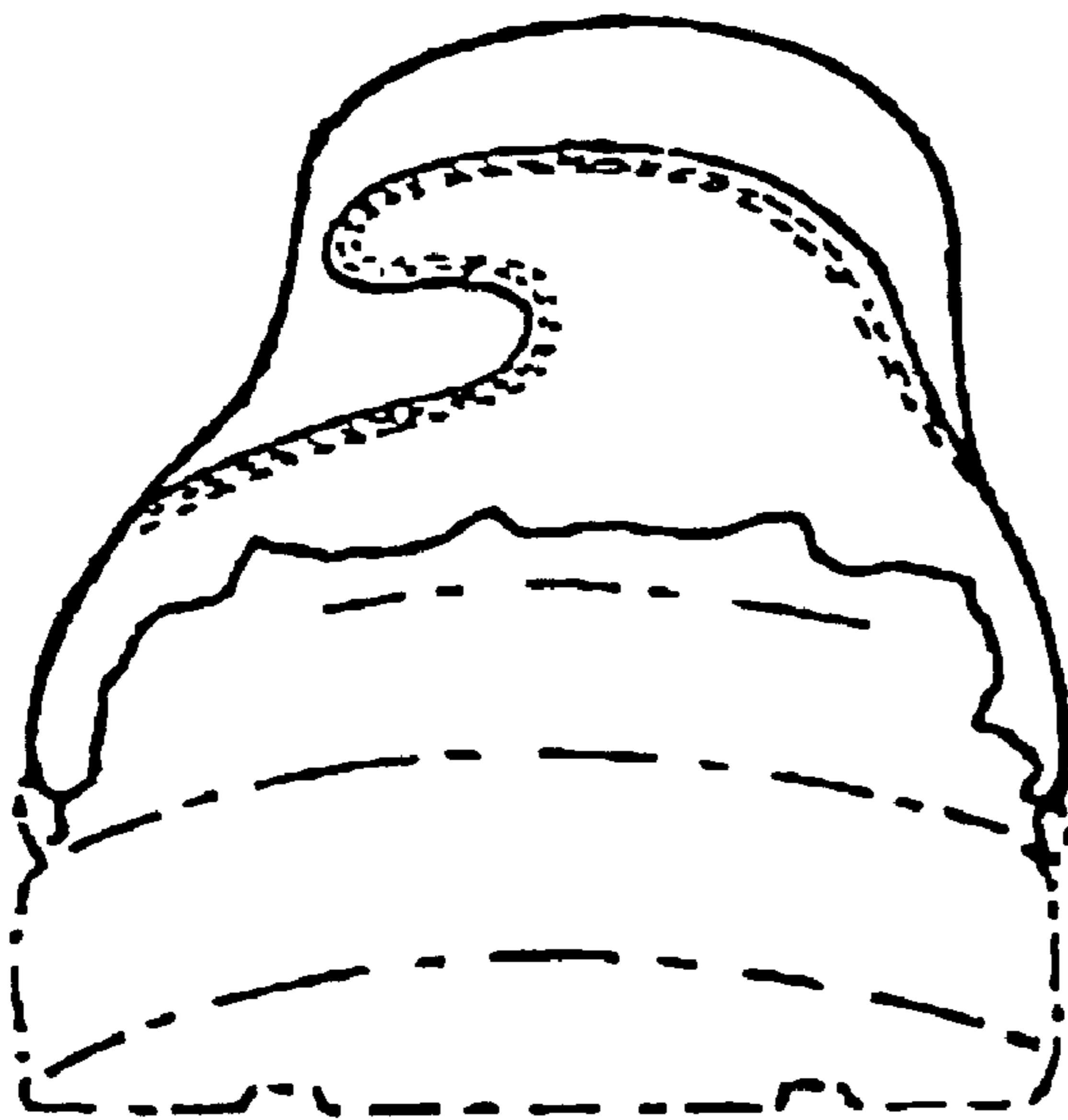


FIG. 5