



US00D436430S

(12) **United States Design Patent**  
**Merrifield**

(10) **Patent No.:** **US D436,430 S**

(45) **Date of Patent:** **\*\* Jan. 23, 2001**

(54) **BIB FOR AN ADULT**

(76) Inventor: **Lynne L. Merrifield**, 23236 Asti Way,  
Laguna Niguel, CA (US) 92677

(\*\*) Term: **14 Years**

(21) Appl. No.: **29/108,277**

(22) Filed: **Jul. 23, 1999**

(51) **LOC (7) Cl.** ..... **02-02**

(52) **U.S. Cl.** ..... **D2/863; D2/860; D2/861;**  
D2/862; D2/864

(58) **Field of Search** ..... D2/700, 719, 720,  
D2/728, 823, 826, 853, 854, 858, 860,  
861, 862, 863, 864; 2/463, 468, 55, 92,  
69.5, 46, 47, 48, 49.1, 49.2, 49.3, 49.4,  
75, 83, 214, 312, 912, 459, 49.5, 50, 51,  
60, 69, 94

(56) **References Cited**

**U.S. PATENT DOCUMENTS**

D. 297,583	*	9/1988	Hall	.....	D2/862
D. 301,382	*	6/1989	Meade	.....	D2/862
D. 315,705	*	3/1991	Smith	.....	D12/400
D. 415,334	*	10/1999	Nakamoto et al.	.....	D2/861
711,976	*	10/1902	Jones	.....	2/51
729,565	*	6/1903	Fletcher	.....	2/467
1,579,629	*	4/1926	Berkowitz	.....	2/51
1,618,208	*	2/1927	Lichter	.....	2/51
2,171,676	*	9/1939	Wallace	.....	2/48
2,265,690	*	12/1941	Fiedler	.....	2/48
2,377,747	*	6/1945	Berkowitz	.....	2/48
2,430,941	*	11/1947	Long	.....	2/49.1
2,945,614	*	7/1960	Wittmann, Sr.	.....	2/51
3,407,407	*	10/1968	Hollander et al.	.....	2/49.2
3,628,192	*	12/1971	Artz, Sr.	.....	2/130
4,660,225	*	4/1987	Kahn	.....	2/49.4
5,479,662	*	1/1996	Runco	.....	2/104
5,682,609	*	11/1997	Ayo	.....	2/49.2

\* cited by examiner

*Primary Examiner*—Celia Murphy

(74) *Attorney, Agent, or Firm*—Gene Scott-Patent Law & Venture Group

(57) **CLAIM**

The ornamental design for a bib for an adult, as shown and described.

**DESCRIPTION**

FIG. 1 is a perspective view of a first embodiment of a bib for an adult, showing my new design with a smooth bib surface and a neck strap coiled for use around a neck but with a terminal end of the strap shown unattached;

FIG. 2 is a left side elevation view thereof with the neck strap shown straightened;

FIG. 3 is a front elevational view thereof;

FIG. 4 is a right side elevational view thereof;

FIG. 5 is a top plan view thereof;

FIG. 6 is a rear elevational view thereof;

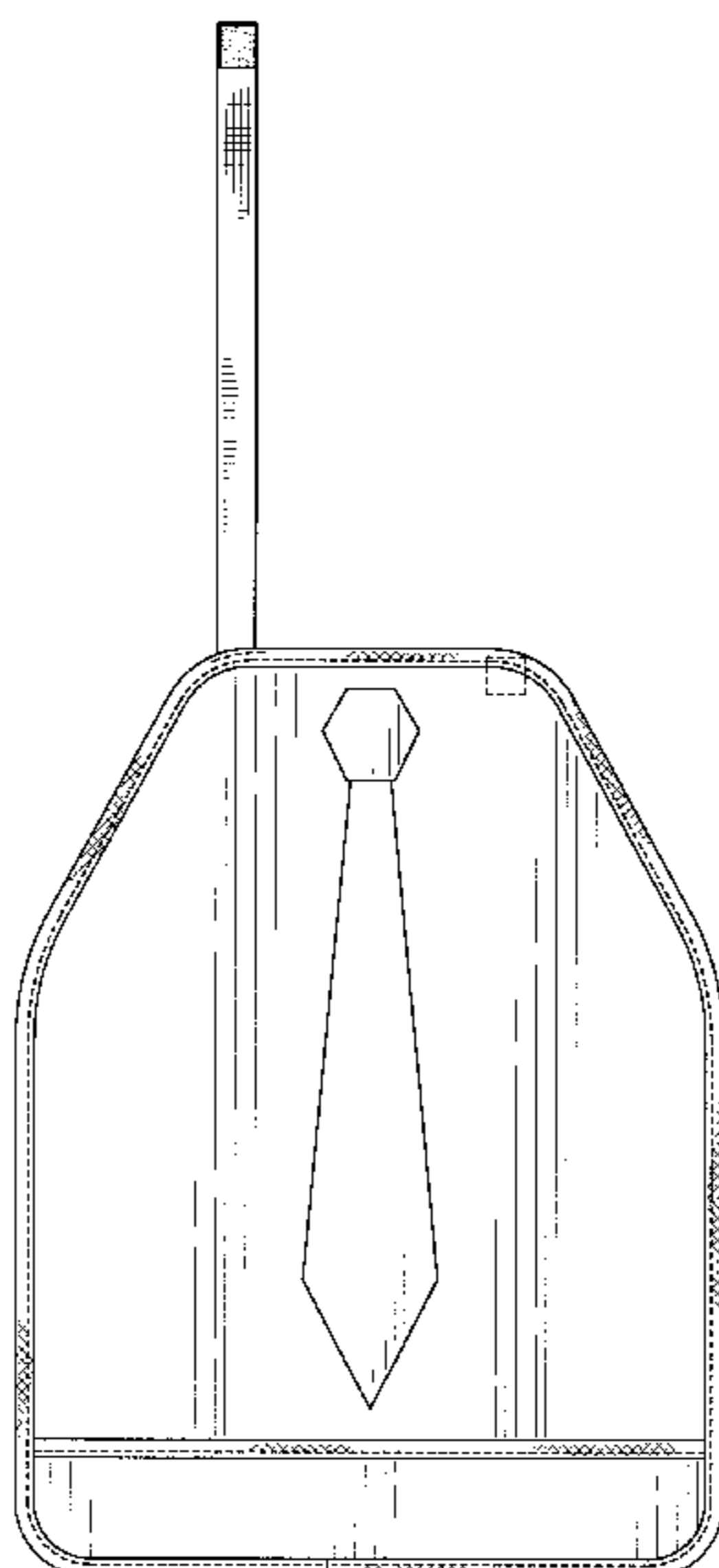
FIG. 7 is a bottom plan view thereof.

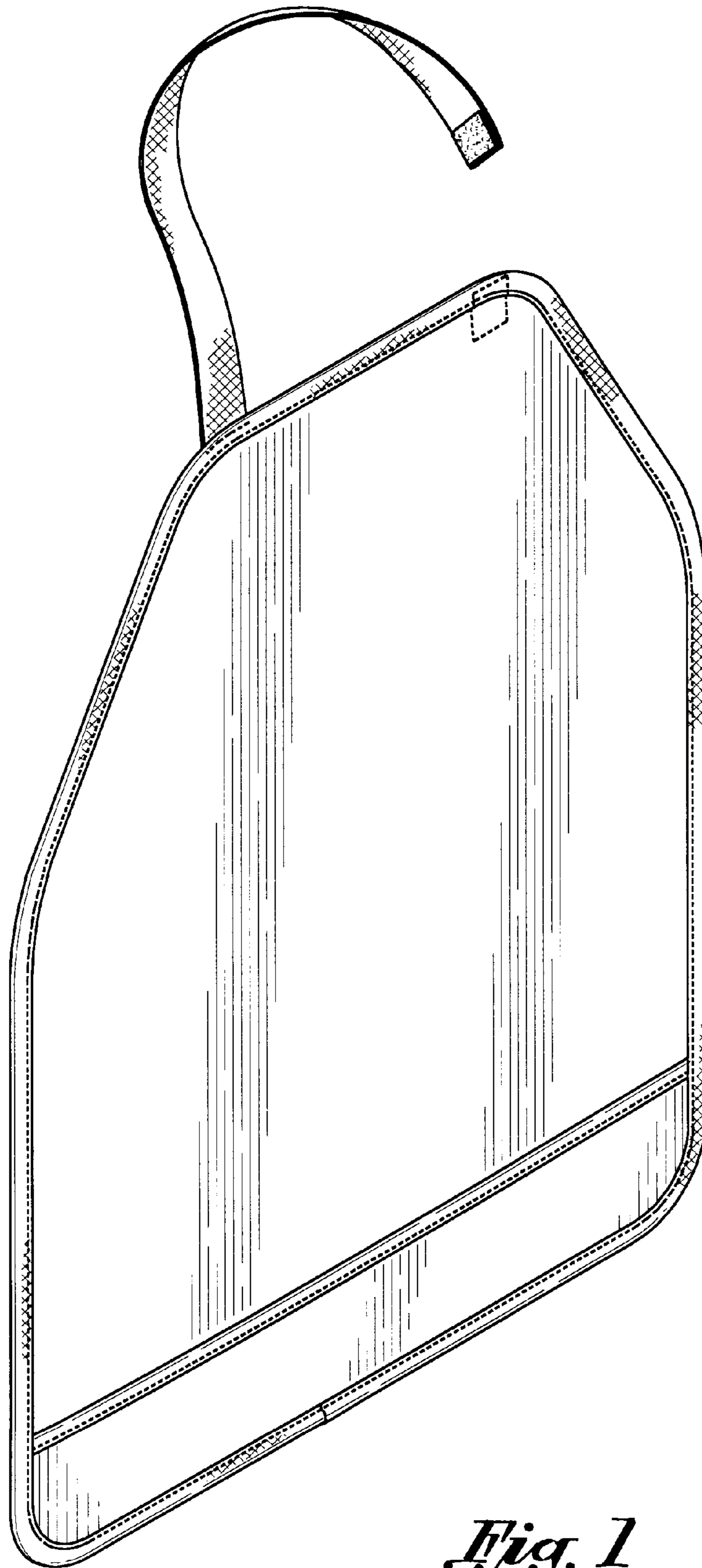
FIG. 8 is a front elevational view of a second embodiment of the bib for an adult, which is identical to the first embodiment as shown in FIGS. 1–7 except that the front surface of the bib is comprised of a non-smooth surface as shown;

FIG. 9 is a front elevational view of a third embodiment of the bib for an adult, which is identical to the first embodiment as shown in FIGS. 1–7 except that the front surface of the bib is transparent as shown; and,

FIG. 10 is a front elevational view of a fourth embodiment of the bib for an adult, which is identical to the first embodiment as shown in FIGS. 1–7 except that the front surface of the bib is marked with a necktie thereon. The broken lines shown throughout the views are understood to represent stitching.

**1 Claim, 6 Drawing Sheets**



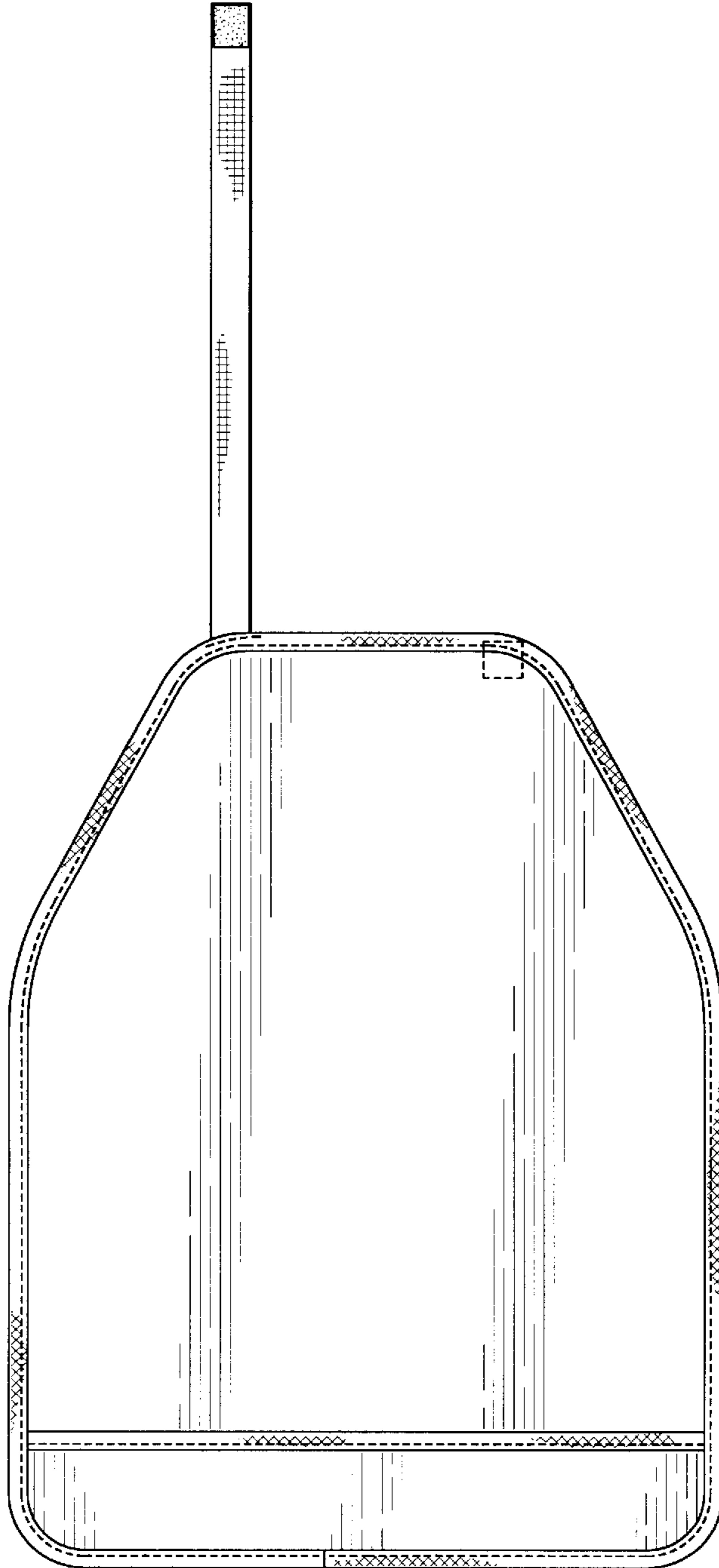


*Fig. 1*

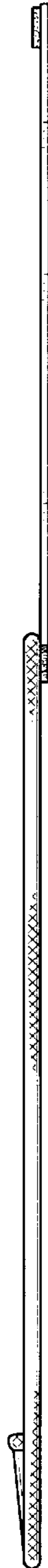
*Fig. 2*




*Fig. 3*

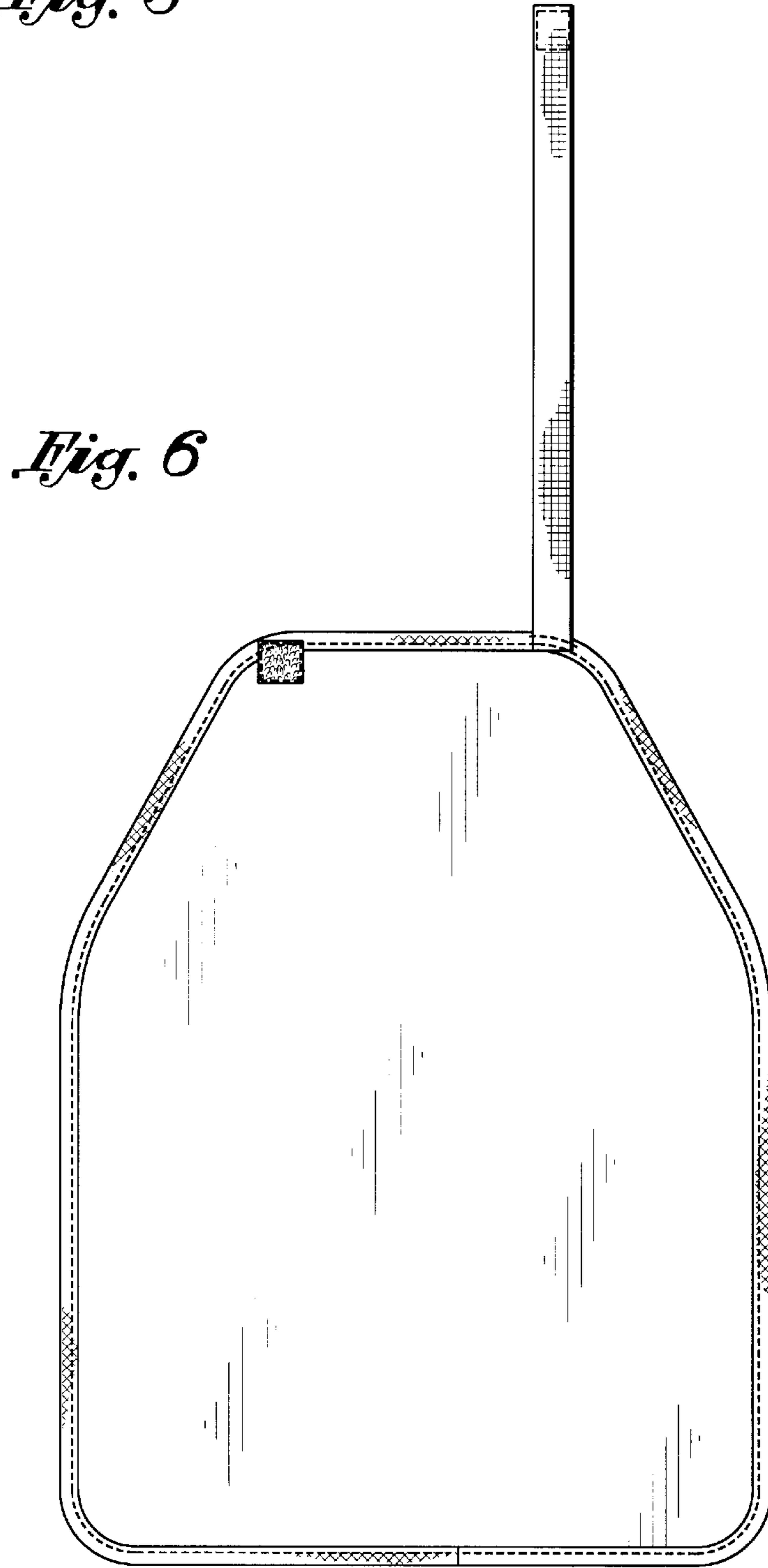


*Fig. 4*






*Fig. 5*

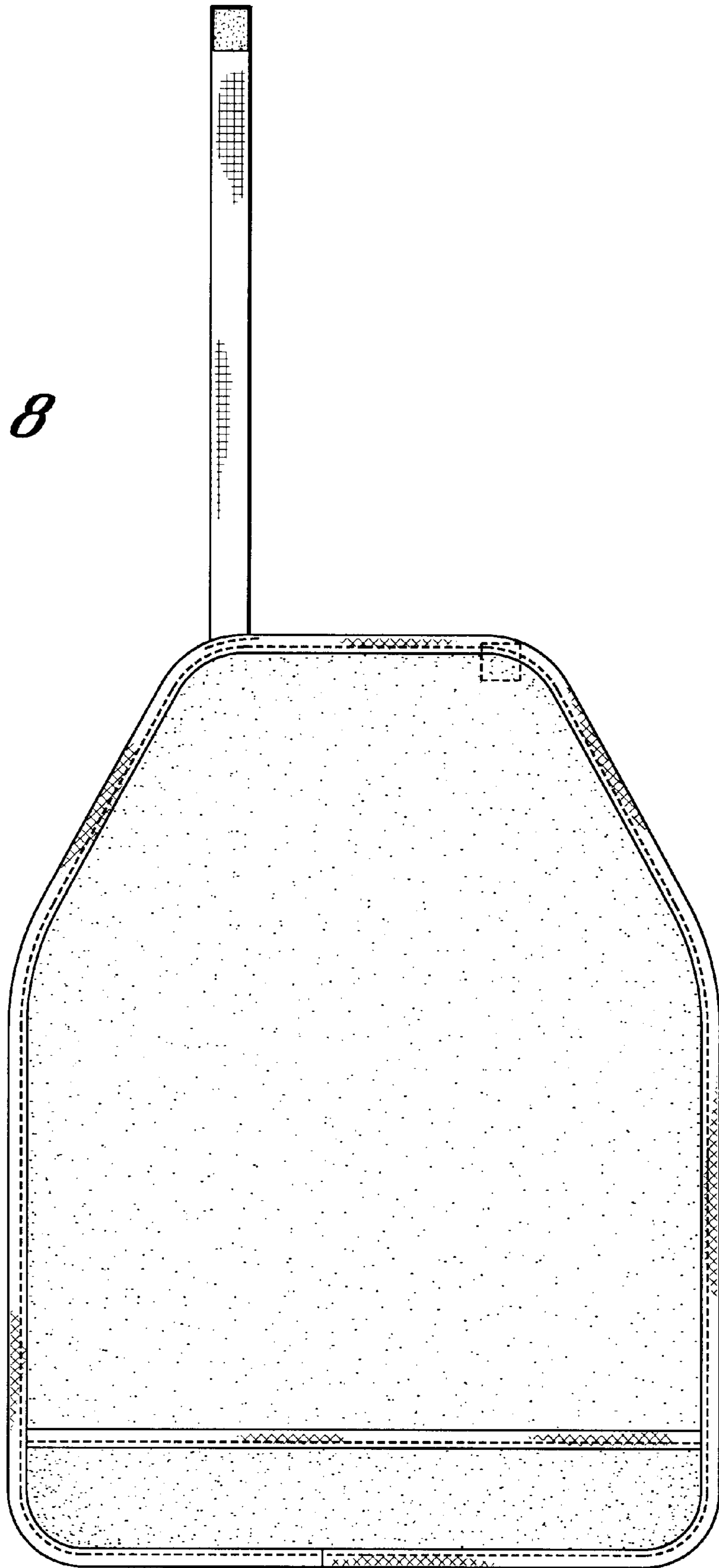


*Fig. 6*

*Fig. 7*

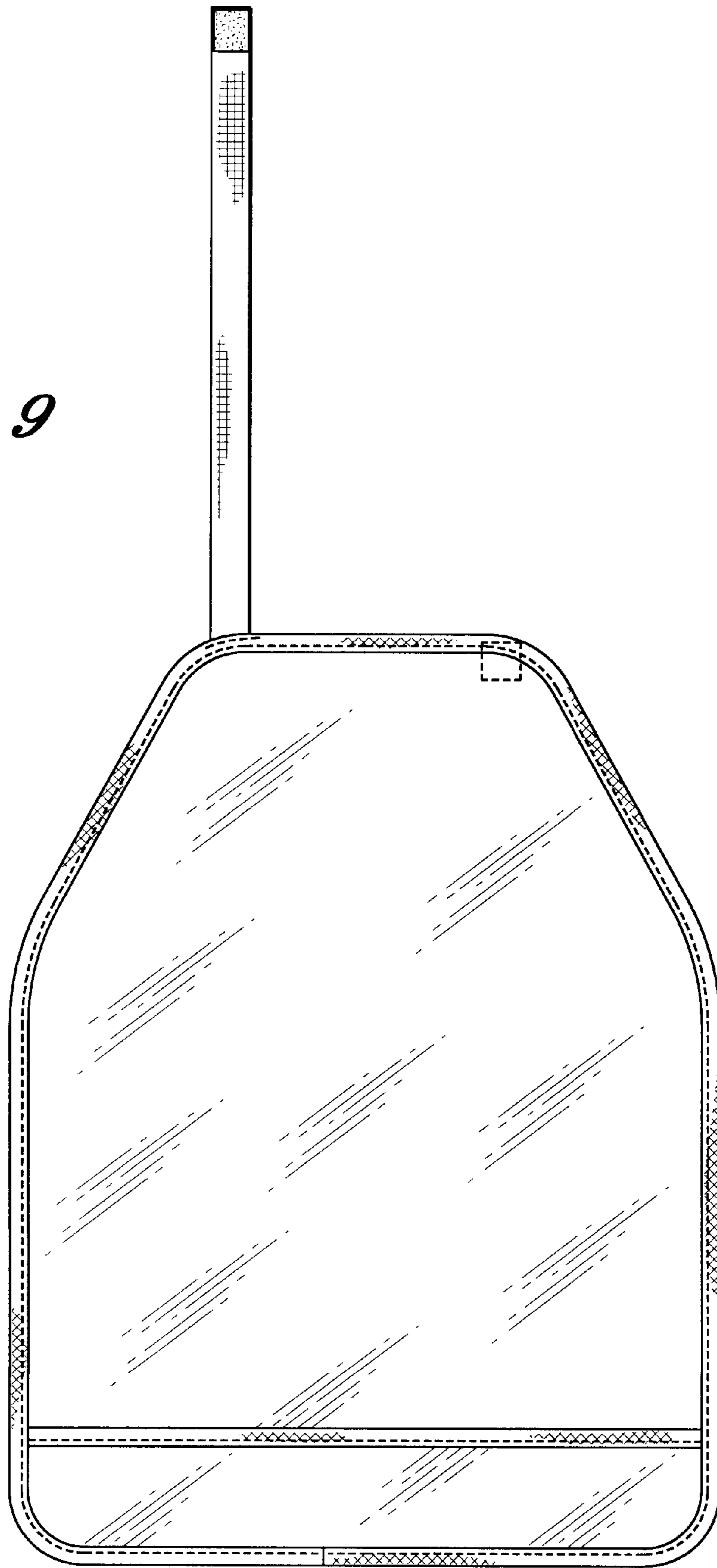


*Fig. 8*





*Fig. 9*



*Fig. 10*

