



US00D436422S

(12) **United States Design Patent**
Sartena

(10) **Patent No.:** **US D436,422 S**

(45) **Date of Patent:** **** Jan. 16, 2001**

(54) **HAIR ADORNMENT**

(76) Inventor: **Stacey Eve Sartena**, 25 Old Pond Rd.,
Great Neck, NY (US) 11023

(**) Term: **14 Years**

(21) Appl. No.: **29/114,258**

(22) Filed: **Nov. 23, 1999**

(51) **LOC (7) Cl.** **28-04**

(52) **U.S. Cl.** **D28/92**

(58) **Field of Search** D28/29, 25, 39,
D28/38, 40, 41, 42, 43, 92; 132/273, 274,
275, 276, 277, 278, 279, 53, 54, 55, 56

5,501,239	*	3/1996	Walker	132/275
5,549,127		8/1996	Chang	.	
5,803,096		9/1998	Lee	.	
5,873,377		2/1999	Yang	.	
5,890,498		4/1999	Kawaguchi	.	

FOREIGN PATENT DOCUMENTS

126305	6/1921	(CH)	.
135892	12/1924	(CH)	.
362668	8/1962	(CH)	.
6823	7/1904	(DK)	.
421964	3/1911	(FR)	.
460804	12/1913	(FR)	.
540368	7/1922	(FR)	.
23134	10/1897	(GB)	.

OTHER PUBLICATIONS

Hong Kong Enterprise p. 1139 #271, Oct. 1997.*
Hong Kong Enterprise p. 1121 #B454M, Oct. 1997.*
Henry Margu, front page, left wig with braids, Feb. 1980.*

* cited by examiner

Primary Examiner—Paula A. Mortimer

(56) **References Cited**

U.S. PATENT DOCUMENTS

250,967	12/1881	Presser	.
D. 261,181	10/1981	Sands	.
D. 310,323	* 9/1990	Kiyokane D28/40
D. 335,390	5/1993	Yim	.
D. 356,398	3/1995	Hafid	.
D. 381,119	7/1997	Chang	.
D. 381,767	7/1997	Chang	.
D. 384,786	10/1997	LaFauci	.
D. 403,109	* 12/1998	Potut D28/40
D. 410,302	* 5/1999	Yasuda D28/40
D. 414,583	* 9/1999	Yasuda D28/40
794,479	7/1905	Austin	.
1,346,718	7/1920	Muller	.
1,526,440	2/1925	Skaruda	.
1,594,741	8/1926	Lewis	.
1,714,358	5/1929	Finkelstein	.
2,620,809	12/1952	Rosen	.
2,651,310	9/1953	Selson	.
2,849,007	8/1958	Behr	.
4,254,783	3/1981	Kim	.
4,998,186	3/1991	Cocca	.
5,441,061	8/1995	Jordan et al.	.


(57) **CLAIM**

The ornamental design for a hair adornment, as shown and described.

DESCRIPTION

FIG. 1 is a front perspective view of the hair adornment of the invention;
FIG. 2 is an enlarged and partial front perspective view thereof;
FIG. 3 is an enlarged and partial rear perspective view thereof; and,
FIG. 4 is an enlarged and partial end view thereof, the opposite end view being a mirror image.

1 Claim, 4 Drawing Sheets






FIG. 1



FIG. 2




FIG. 3



FIG. 4