



US00D436375S

(12) **United States Design Patent**  
**Rosenbaum**

(10) **Patent No.:** **US D436,375 S**

(45) **Date of Patent:** **\*\* Jan. 16, 2001**

(54) **WRITING INSTRUMENT WITH BULBOUS GRIP**

(75) **Inventor:** **Barry Rosenbaum**, West Bloomfield, MI (US)

(73) **Assignee:** **Advance Watch Company, Ltd.**, Warren, MI (US)

(\*\*) **Term:** **14 Years**

(21) **Appl. No.:** **29/109,871**

(22) **Filed:** **Aug. 24, 1999**

(51) **LOC (7) Cl.** ..... **19-06**

(52) **U.S. Cl.** ..... **D19/51; D19/55; D19/57**

(58) **Field of Search** ..... **D19/35, 36, 41-51, D19/53-58, 81-85; 401/6, 7, 88, 99, 100, 110-116, 209, 243-247, 202, 262**

(56) **References Cited**

**U.S. PATENT DOCUMENTS**

- D. 64,772 5/1924 Swanberg .
- D. 82,821 12/1930 Furedy .
- D. 89,339 2/1933 Hale .
- D. 92,534 6/1934 Hale .
- D. 100,845 8/1936 Bloser .
- 111,287 1/1871 Wendell .
- D. 146,025 12/1946 Harris .
- D. 160,309 10/1950 Fainberg et al. .
- D. 162,522 3/1951 Currence et al. .
- D. 175,864 10/1955 Steinberg et al. .
- D. 178,632 9/1956 Bloser .
- D. 181,180 10/1957 Bloser .
- D. 227,037 5/1973 Bajusz .

- D. 240,817 8/1976 Funahashi .
- 255,961 4/1882 Faber .
- D. 259,727 6/1981 Zierhut .
- D. 265,212 6/1982 Spiegel .
- D. 269,445 6/1983 Kruckel et al. .
- D. 300,229 3/1989 Lee .
- D. 307,444 4/1990 Poisson et al. .
- D. 314,978 2/1991 Oka .
- D. 316,427 4/1991 Tinz .
- D. 319,662 9/1991 Henry .

(List continued on next page.)

\* cited by examiner

*Primary Examiner*—Martie K. Holtje

(74) *Attorney, Agent, or Firm*—Brooks & Kushman P.C.

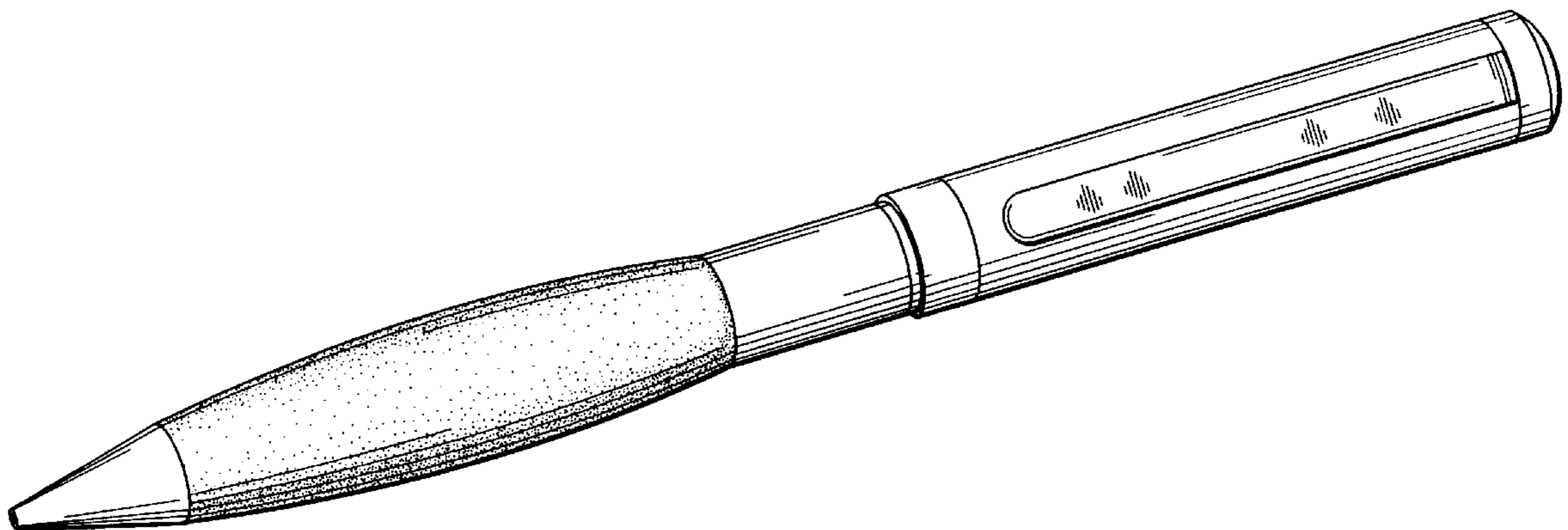
(57) **CLAIM**

The ornamental design for a writing instrument with bulbous grip, as shown and described.

**DESCRIPTION**

FIG. 1 is a front perspective view of the writing instrument of this invention;  
 FIG. 2 is a side elevational view of the writing instrument of this invention;  
 FIG. 3 is a front elevational view of the writing instrument of this invention;  
 FIG. 4 is a back elevational view of the writing instrument of this invention;  
 FIG. 5 is a bottom elevational view of the writing instrument of this invention; and,  
 FIG. 6 is a top elevational view of the writing instrument of this invention.

**1 Claim, 2 Drawing Sheets**

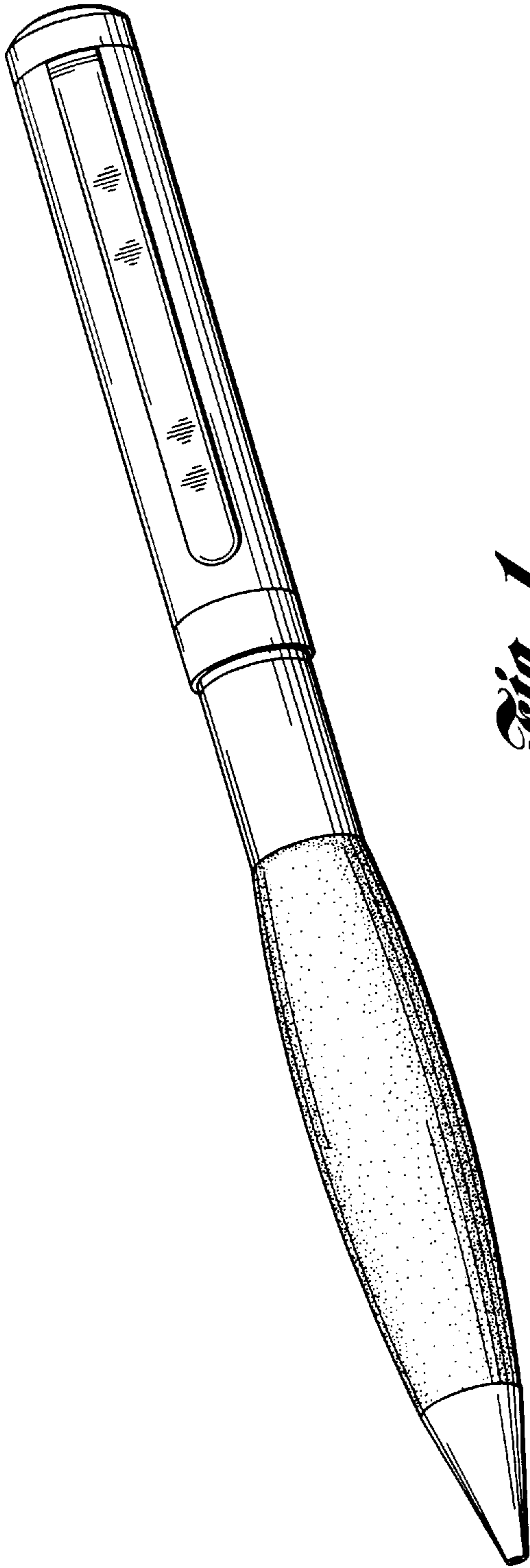


# US D436,375 S

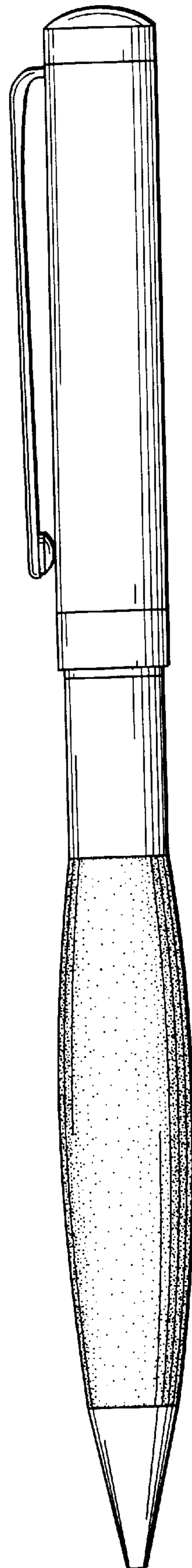
Page 2

---

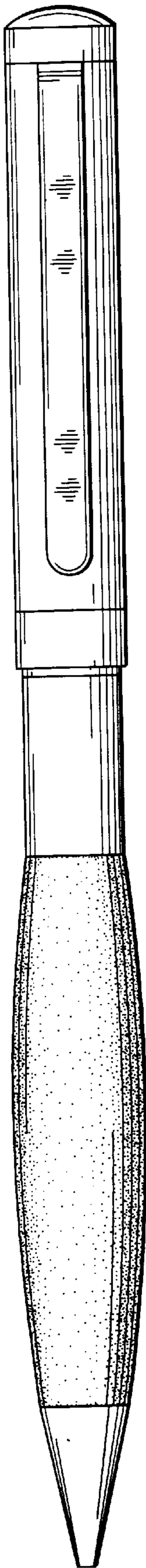
U.S. PATENT DOCUMENTS					
			782,388	2/1905	Goldsmith .
			839,537	12/1906	Beaumel .
D. 321,009	10/1991	Yubisui .	1,459,517	6/1923	Sawyer .
D. 338,915	8/1993	Willat .	1,868,441	7/1932	Colfelt .
D. 360,650 *	7/1995	Irby ..... D19/51	1,938,835	12/1933	Grzyb .
D. 363,084 *	10/1995	Hollington ..... D19/51	2,236,194	3/1941	Lorber .
D. 395,917 *	7/1998	Rosenbaum ..... D19/49	2,266,942	12/1941	Wallace .
D. 395,919 *	7/1998	Rosenbaum ..... D19/51	2,845,047	7/1958	McKendree .
D. 396,058 *	7/1998	Schmidt et al. .... D19/51	2,956,547	10/1960	Hovey, Jr. .
D. 402,690 *	12/1998	Hazzard ..... D19/51	4,035,089	7/1977	Schwartz et al. .
412,479	10/1889	Davis .	4,167,347	9/1979	Hoyle .
D. 415,197 *	10/1999	Izushima ..... D19/48	4,601,598	7/1986	Schwartz et al. .
544,990	8/1895	Miller .	4,932,800	6/1990	Lin et al. .
614,630	11/1898	Stewart .	5,000,599	3/1991	McCall et al. .
624,853	5/1899	Oberbeck .			
770,363	9/1904	Goldsmith .			



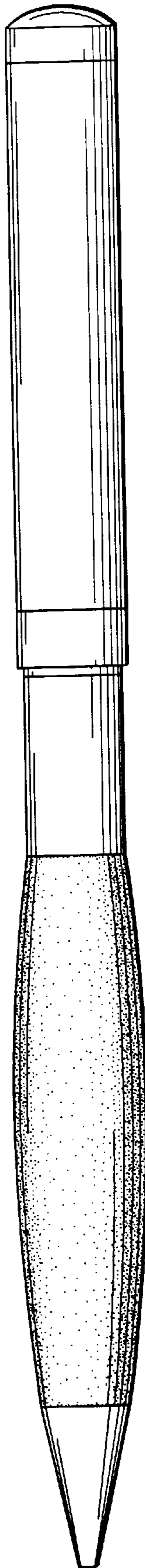
*Fig. 1*



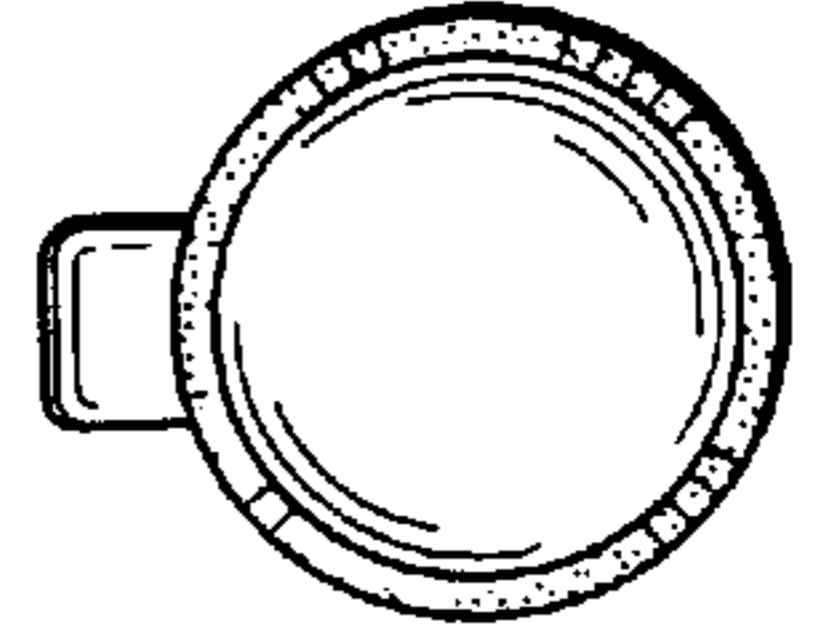
*Fig. 2*



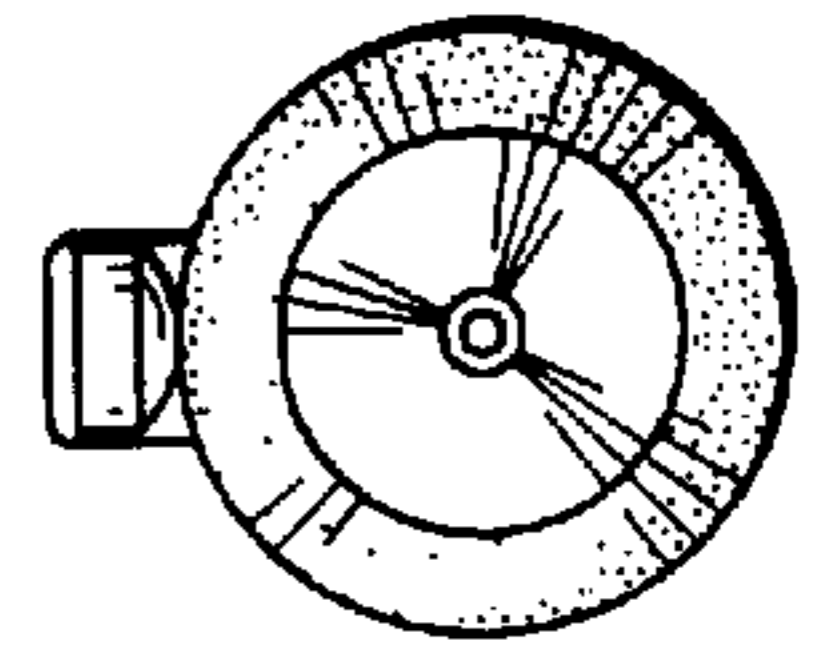
*Fig. 3*



*Fig. 4*



*Fig. 6*



*Fig. 5*